



SEA & LAND ELECTRONIC CORP.

WWW.SEALAND-PPTC.COM



ALPHA-TOP TECHNOLOGY CORP.

APPROVAL SHEET

MODEL NO.:

R16-1400

CUSTOMER:

CUSTOMER'S APPROVAL:

AUTHORIZED SIGNATURE/STAMP:

DATE

MANUFACTURER:

HEAD OFFICE:

13F.,No.120-10,Sec.3,Zhongshan Rd.,Zhonghe Dist.,New Taipei City 23544,Taiwan

Tel: 886-2-8221-2567

Fax:882-2-2225-7268

E-mail:service@chipfast.com.tw

China Branch:

31 Chang-Xin-Zon Road,Gao-Ling Industrial Zone,Chiu-chang Town,

Huey Yang Distric,Huey Zhou City,Guang Dong516221,CHINA

Tel: 86-752-3562001

Fax:86-752-3558696

E-mail:service@atpptc.com

Submitted by:

Chung Cheng

Approved by:

YC Lin

DATE:

9-Apr-13

SEA & LAND ELECTRONIC CORP.



R16-1400

Features

- Radial Leaded Devices
- Cured, flame, retardant epoxy polymer insulating material meets UL 94V-0 requirements
- Bulk packaging, or tape and reel available on most models

Applications

- Almost anywhere there is a low voltage power supply, up to 16V and a load to be protected, including:
- Personal computer
 - Medical electronics
 - Personal care product

Alpha-Top (Sea & Land Alliance)

Model	V _{max} (Vdc)	I _{max} (A)	I _{hold} (A)	I _{trip} (A)	P _d Typ. (W)	Maximum Time To Trip		Resistance			Agency Approval	
						Current (A)	Time (Sec)	Ri min (Ω)	Ri max (Ω)	R1 max (Ω)	UL	TUV
R16-1400	16	100	14.00	23.80	4.60	70.00	9.0	0.002	0.0045	0.008	✓	

I_{hold} = Hold Current : maximum current device will sustain for 4 hours without tripping in 25°C still air.

I_{trip} = Trip Current : minimum current at which the device will trip in 25°C still air.

V_{max} = Maximum voltage device can withstand without damage at rated current (I_{max}).

I_{max} = Maximum fault current device can withstand without damage at rated voltage (V_{max}).

P_d = Power dissipated from device when in the tripped state at 25°C still air.

Ri min/max = Minimum/Maximum resistance of device in initial (un-soldered) state.

R1 max = Maximum resistance of device at 25°C measured one hour after tripping.

CAUTION : Operation beyond the specified ratings may result in damage and possible arcing and flame.

Environmental Specifications

Test	Conditions	Resistance change
Passive aging	+85°C, 1000 hrs.	±5% typical
Humidity aging	+85°C, 85% R.H., 1000 hrs	±5% typical
Thermal shock	+85°C to -40°C, 20 times	±10% typical
Resistance to solvent	MIL-STD-202, Method 215	No change
Vibration	MIL-STD-202, Method 201	No change
Ambient operating /storage conditions : - 40 °C to +85 °C		
Maximum surface temperature of the device in the tripped state is 125 °C		

Agency Approvals :



E201504(Alpha-Top)/E319079(Sea&Land)

Regulation/Standard:



2002/95/EC



EN14582

PHYSICAL SPECIFICATIONS :

Materials : Leads

Tin plated copper, 18 AWG (1.0mm/0.04" Dia.)

Lead Solderability : MIL-STD-202, Method 208E

Device Labeling : Device is marked with Logo, amperage rating , voltage rating & date code.

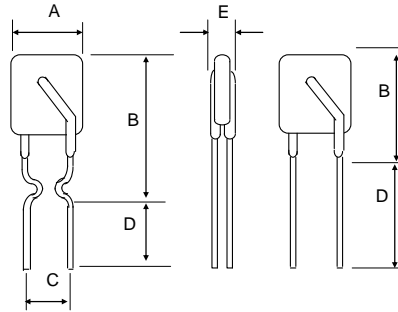


WARNING:

- Use PPTC beyond the maximum ratings or improper use may result in device damage and possible electrical arcing and flame.
- PPTC are intended for protection against occasional over current or over temperature fault conditions and should not be used when repeated fault conditions or prolonged trip events are anticipated.
- Device performance can be impacted negatively if devices are handled in a manner inconsistent with recommended electronic, thermal, and mechanical procedures for electronic components.
- Use PPTC with a large inductance in circuit will generate a circuit voltage (L di/dt) above the rated voltage of the PPTC.
- Avoid impact PPTC device its thermal expansion like placed under pressure or installed in limited space.

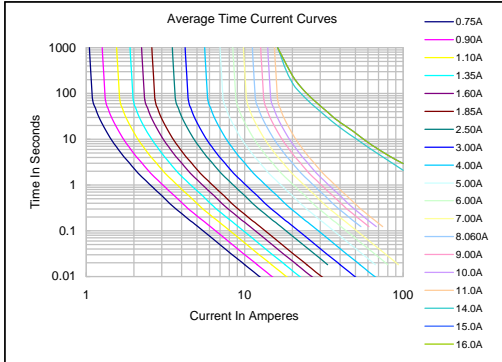
Physical Dimensions (Unit: mm)

Model	A Max.	B Max.	C Typ.	D Min.	E Max.	Lead Style
R16-1400	23.50	27.90	10.20	7.6	3.5	Straight

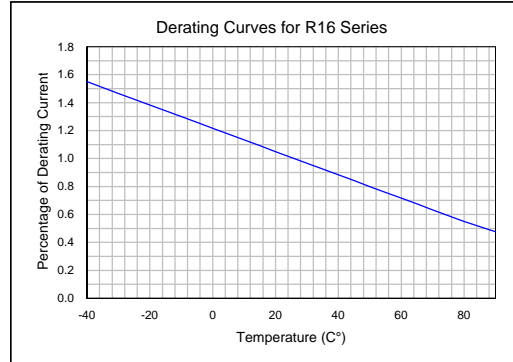


Note : Stand-offs only used for R16-090 ~ R16-250

Typical Time-To-Trip Curve at 25°C



Thermal Derating Curve



Packing :

Model	Reel QTY	Bag QTY
R16-1400	-	500

Tape & Reel packaging per EIA468-B standard.

Labeling Information

Sea & Land Electronic Corp.

HF

Model:
Part no.:
Spec.:
Lot no.:
Q'ty:

倉儲：密封！溫度：18~33℃/濕度：30~60% A

X-ON Electronics

Largest Supplier of Electrical and Electronic Components

Click to view similar products for [Resettable Fuses - PPTC](#) category:

Click to view products by [TECHFUSE](#) manufacturer:

Other Similar products are found below :

[RF0077-000](#) [RF0627-000](#) [RF3301-000](#) [RF3382-000](#) [SMD125-2](#) [RF1973-000](#) [RF2531-000](#) [RF2873-000](#) [RF3060-000](#) [TR600-150Q-B-0.5-0.130](#) [RXE090](#) [5E4795/04-1502](#) [TRF250-080T-B-1.0-0.125](#) [SMD100-2](#) [NIS5431MT1TXG](#) [SMD250-2](#) [RS30-090](#) [RS30-600](#) [RS30-800](#) [RS30-900](#) [RS60RB-160](#) [RS60SB-250](#) [SB250-145](#) [0ZCH0110AF2E](#) [0603L001/60YR](#) [0603L003/36YR](#) [BK250-120-SZ-E0.6](#) [BK60-010-DI-E0.5](#) [BK250-040-DY-E0.6](#) [RF2631-000](#) [NIS5420MT2TXG](#) [NIS5420MT3TXG](#) [NIS6420MT1TWG](#) [RF5032-000](#) [RF5051-000](#) [RF5034-000](#) [RF5105-000](#) [RF5062-000](#) [RF5055-000](#) [RF5052-000](#) [2920L075/72MR](#) [BSMD0603-025-24V](#) [BSMD0402L-005](#) [BSMD0603-010-9V](#) [BSMD1812-020-60V](#) [BSMD2920-400-30V](#) [BSMD0603-010-12V](#) [BSMD0805-035-30V](#) [BSMD1210-150-16V](#) [BSMD0805-003-60V](#)