



SEA & LAND ELECTRONIC CORP.

www.sealand-pptc.com



ALPHA-TOP TECHNOLOGY CORP.

www.alpha-top.cn

APPROVAL SHEET

MODEL NO.: SMD0603-020-24V

CUSTOMER:

CUSTOMER'S APPROVAL:

AUTHORIZED SIGNATURE/STAMP:

DATE

MANUFACTURER:

HEAD OFFICE:

13F.,No.120-10,Sec.3,Zhongshan Rd.,Zhonghe Dist.,New Taipei City 23544,Taiwan
Tel: 886-2-8221-2567
Fax:882-2-2225-7268
E-mail:service@chipfast.com.tw

China Branch:

Factory Building B)Shuangpeng,Weibu Village, Qiuchang Town,
Huiyang District, Huizhou City, Guangdong Province, P.R.C.)
Tel: 86-752-3562001
Fax:86-752-3558696
E-mail:service@atpptc.com

Submitted by: Chen
Approved by: YC Lin
DATE: 3-Mar-23

SEA & LAND ELECTRONIC CORP.



Features

- Surface Mount Devices
- Lead free device
- Size 1.5*0.8 mm / 0.06*0.03 inch
- Surface Mount packaging for automated assembly

Applications

- Almost anywhere there is a low voltage power supply, up to 15V and a load to be protected, including:
- Computer mother board, Modem, USB hub
 - PDAs & Charger, Analog & digital line card
 - Digital cameras, Disk drivers, CD-ROMs,

SMD0603-020-24V

Alpha-Top (Sea & Land Alliance)

Performance Specification

Model	Marking	V _{max} (Vdc)	I _{max} (A)	I _{hold} @25°C (A)	I _{trip} @25°C (A)	P _d Typ. (W)	Maximum Time To Trip		Resistance		Agency Approval	
							Current (A)	Time (Sec)	R _{i min} (Ω)	R _{1max} (Ω)	UL	TUV
SMD0603-020-24V	2	24	40	0.20	0.50	0.5	1.0	0.60	0.550	3.500		

I_{hold} = Hold Current. Maximum current device will not trip in 25°C still air.
I_{trip} = Trip Current. Minimum current at which the device will always trip in 25°C still air.
V_{max} = Maximum operating voltage device can withstand without damage at rated current (I_{max}).
I_{max} = Maximum fault current device can withstand without damage at rated voltage (V_{max}).
P_d = Power dissipation when device is in the tripped state in 25°C still air environment at rated voltage.
R_{imin/max} = Minimum/Maximum device resistance prior to tripping at 25°C.
R_{1max} = Maximum device resistance is measured one hour post reflow.
CAUTION : Operation beyond the specified ratings may result in damage and possible arcing and flame.

Environmental Specifications

Test	Conditions
Passive aging	+85°C, 1000 hrs.
Humidity aging	+85°C, 85% R.H. , 168 hours
Thermal shock	+85°C to -40°C, 20 times
Resistance to solvent	MIL-STD-202, Method 215
Vibration	MIL-STD-202, Method 201
Ambient operating conditions : - 40 °C to +85 °C	
Maximum surface temperature of the device in the tripped state is 125 °C	
In case of special use, please contact our engineer	

Agency Approvals :

Regulation/Standard:  2015/863/EU
 EN14582

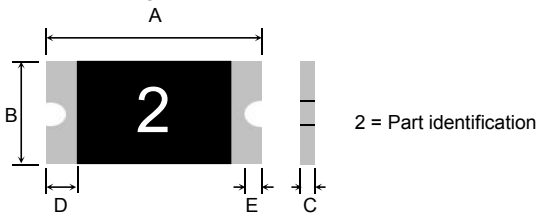
I_{hold} Versus Temperature

Model	Maximum ambient operating temperature (T _{mao}) vs. hold current (I _{hold})								
	-40°C	-20°C	0°C	25°C	40°C	50°C	60°C	70°C	85°C
SMD0603-020-24V	0.27	0.25	0.23	0.20	0.17	0.14	0.12	0.10	0.07

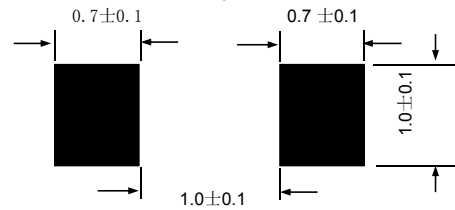
Construction And Dimension (Unit:mm)

Model	A		B		C		D		E
	Min.	Max.	Min.	Max.	Min.	Max.	Min.	Max.	Min.
SMD0603-020-24V	1.45	1.85	0.65	1.05	0.50	1.20	0.15	0.10	

Dimensions & Marking



Recommended Pad Layout (mm)



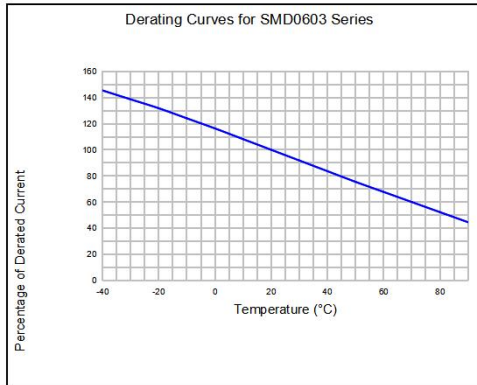
Termination Pad Characteristics

Terminal pad materials : Tin-plated Nickel-Copper
 Terminal pad solderability : Meets EIA specification RS186-9E and ANSI/J-STD-002 Category 3.

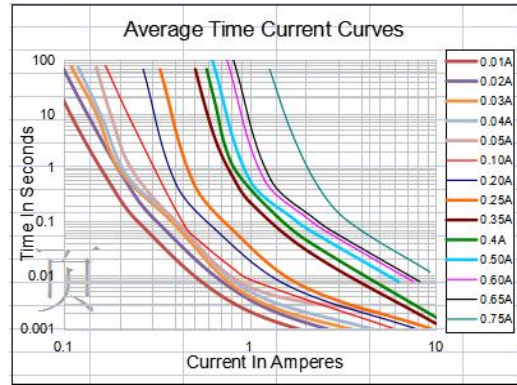
Rework

Use standard industry practices, the removal device must be replaced with a fresh one.

Thermal Derating Curve



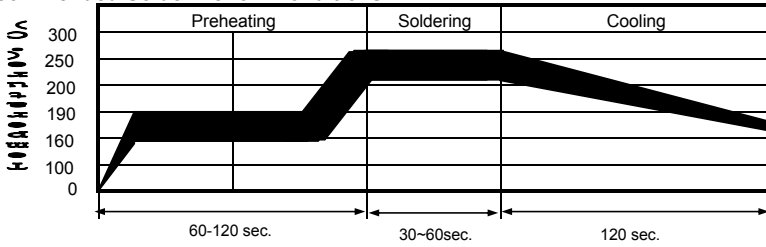
Typical Time-To-Trip At 25°C



WARNING:

- Use PPTC beyond the maximum ratings or improper use may result in device damage and possible electrical arcing and flame.
- PPTC are intended for protection against occasional over current or over temperature fault conditions and should not be used when repeated fault conditions or prolonged trip events are anticipated.
- Device performance can be impacted negatively if devices are handled in a manner inconsistent with recommended electronic, thermal, and mechanical procedures for electronic components.
- Use PPTC with a large inductance in circuit will generate a circuit voltage (L di/dt) above the rated voltage of the PPTC.
- Avoid impact PPTC device its thermal expansion like placed under pressure or installed in limited space.
- Contamination of the PPTC material with certain silicon based oils or some aggressive solvents can adversely impact the performance of the devices. PPTC SMD can be cleaned by standard methods.
- Requests that customers comply with our recommended solder pad layouts and recommended reflow profile. Improper board layouts or reflow profile could negatively impact solderability performance of our devices.

Recommended Solder Reflow Conditions

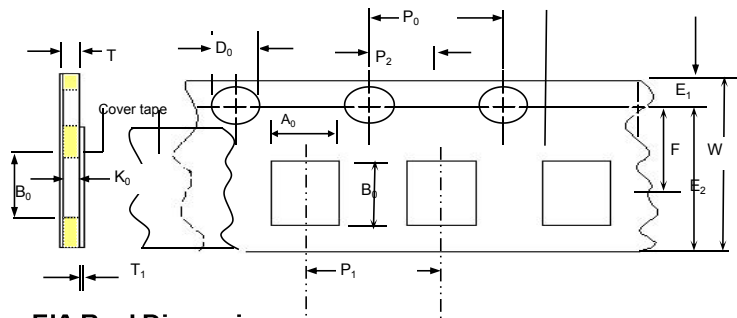


- Recommended reflow methods : IR, vapor phase oven, hot air oven.
 - Devices are not designed to be wave soldered to the bottom side of the board.
 - Recommended maximum paste thickness is 0.25 mm (0.010 inch).
 - Devices can be cleaned using standard method and solvents.
- Note : If reflow temperatures exceed the recommended profile, devices may not meet the performance requirements.

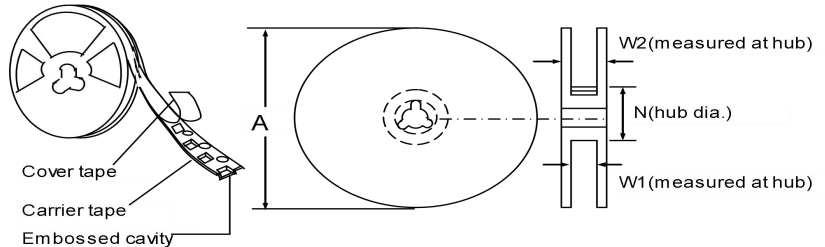
Tape And Reel Specifications (mm)

Governing Specifications	
W	8.0 ± 0.2
P ₀	4.0 ± 0.10
P ₁	4.0 ± 0.10
P ₂	2.0 ± 0.05
A ₀	1.05 ± 0.10
B ₀	1.85 ± 0.10
D ₀	1.55 + 0.05
F	3.5 ± 0.05
E ₁	1.75 ± 0.10
E ₂ min.	6.25
T	0.75
T ₁ max.	0.1
K ₀	0.75/0.95 ± 0.1
Leader min.	390
Trailer min.	160
Reel Dimensions	
A max.	178
N min.	60
W ₁	9.0 ± 0.5
W ₂	12.0 ± 0.05

Paper Tape Component Dimensions



EIA Reel Dimensions



Storage And Handling

- Storage conditions : 40°C max, 70% R.H.
- Devices may not meet specified performance if storage conditions are exceeded.

Order Information

SMD0603	020-24V	Packaging	Tape & Reel Quantity
Product name	Hold		
Size 1508 mm / 0603 inch	Current		5,000 pcs/reel
SMD: surface mount device	0.20A		

Tape & reel packaging per EIA481-1

Labeling Information

Sea & Land Electronic Corp.

HF Pb RoHS

Model:
Part no.:
Spec.:
Lot no.:
Q'ty:

倉儲：密封！溫度：18~33°C/濕度：30~60% A

X-ON Electronics

Largest Supplier of Electrical and Electronic Components

Click to view similar products for [Resettable Fuses - PPTC](#) category:

Click to view products by [TECHFUSE](#) manufacturer:

Other Similar products are found below :

[RF0077-000](#) [RF0627-000](#) [RF3301-000](#) [RF3382-000](#) [SMD125-2](#) [RF1973-000](#) [RF2531-000](#) [RF2873-000](#) [RF3060-000](#) [TR600-150Q-B-0.5-0.130](#) [RXE090](#) [5E4795/04-1502](#) [TRF250-080T-B-1.0-0.125](#) [SMD100-2](#) [NIS5431MT1TXG](#) [SMD250-2](#) [RS30-090](#) [RS30-600](#) [RS30-800](#) [RS30-900](#) [RS60RB-160](#) [RS60SB-250](#) [SB250-145](#) [0ZCH0110AF2E](#) [0603L001/60YR](#) [0603L003/36YR](#) [BK250-120-SZ-E0.6](#) [BK60-010-DI-E0.5](#) [BK250-040-DY-E0.6](#) [RF2631-000](#) [NIS5420MT2TXG](#) [NIS5420MT3TXG](#) [NIS6420MT1TWG](#) [RF5032-000](#) [RF5051-000](#) [RF5034-000](#) [RF5105-000](#) [RF5062-000](#) [RF5055-000](#) [RF5052-000](#) [2920L075/72MR](#) [BSMD0603-025-24V](#) [BSMD0402L-005](#) [BSMD0603-010-9V](#) [BSMD1812-020-60V](#) [BSMD2920-400-30V](#) [BSMD0603-010-12V](#) [BSMD0805-035-30V](#) [BSMD1210-150-16V](#) [BSMD0805-003-60V](#)