



SEA & LAND ELECTRONIC CORP.

WWW.SEALAND-PPTC.COM

ALPHA-TOP TECHNOLOGY CORP.

WWW.ALPHA-TOP.COM

APPROVAL SHEET

MODEL NO.: SMD300L-16V

CUSTOMER:

CUSTOMER'S APPROVAL:

AUTHORIZED SIGNATURE/STAMP:

DATE

MANUFACTURER:

HEAD OFFICE:

13F.,No.120-10,Sec.3,Zhongshan Rd.,Zhonghe Dist.,New Taipei City 23544,Taiwan
Tel: 886-2-8221-2567
Fax:882-2-2225-7268
E-mail:service@chipfast.com.tw

China Branch:

31 Chang-Xin-Zon Road,Gao-Ling Industrial Zone,Chiu-chang Town,
Huey Yang Distric,Huey Zhou City,Guang Dong516221,CHINA
Tel: 86-752-3562001
Fax:86-752-3558696
E-mail:service@atpptc.com

Submitted by: Chung Cheng
Approved by: YC Lin
DATE: 11-Apr-13

SEA & LAND ELECTRONIC CORP.



SMD300L-16V

Features

- Surface Mount Devices
- Lead free device
- Size 7.5*5.5 mm 0.29*0.20 inch
- Surface Mount packaging for automated assembly

Applications

- Almost anywhere there is a low voltage power supply, up to 60V and a load to be protected, including:
- Computer mother board, Modem.
 - Telecommunication equipments.

Alpha-Top (Sea & Land Alliance)

Performance Specification

Model	V _{max} (Vdc)	I _{max} (A)	I _{hold} @25°C (A)	I _{trip} @25°C (A)	P _d Typ. (W)	Maximum Time To Trip		Resistance		Agency Approval	
						Current (A)	Time (Sec)	R _{i min} (Ω)	R _{1 max} (Ω)	UL	TUV
SMD300L-16V	16	40	3.00	6.00	1.5	8.0	20.0	0.012	0.048		

I_{hold} = Hold Current. Maximum current device will not trip in 25°C still air.
I_{trip} = Trip Current. Minimum current at which the device will always trip in 25°C still air.
V_{max} = Maximum operating voltage device can withstand without damage at rated current (I_{max}).
I_{max} = Maximum fault current device can withstand without damage at rated voltage (V_{max}).
P_d = Power dissipation when device is in the tripped state in 25°C still air environment at rated voltage.
R_{imin/max} = Minimum/Maximum device resistance prior to tripping at 25°C.
R_{1max} = Maximum device resistance is measured one hour post reflow.
CAUTION : Operation beyond the specified ratings may result in damage and possible arcing and flame.

Environmental Specifications

Test	Conditions	Resistance change
Passive aging	+85°C, 1000 hrs.	±5% typical
Humidity aging	+85°C, 85% R.H. , 168 hours	±5% typical
Thermal shock	+85°C to -40°C, 20 times	±33% typical
Resistance to solvent	MIL-STD-202, Method 215	No change
Vibration	MIL-STD-202, Method 201	No change
Ambient operating conditions : - 40 °C to +85 °C		
Maximum surface temperature of the device in the tripped state is 125 °C		

Agency Approvals :

UL pending

Regulation/Standard:



2002/95/EC

EN14582

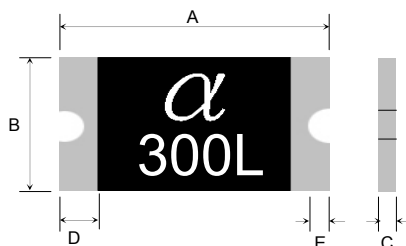
I_{hold} Versus Temperature

Model	Maximum ambient operating temperature (T _{mao}) vs. hold current (I _{hold})								
	-40°C	-20°C	0°C	25°C	40°C	50°C	60°C	70°C	85°C
SMD300L-16V	4.53	4.02	3.51	3.00	2.52	2.26	1.99	1.75	1.34

Construction And Dimension (Unit:mm)

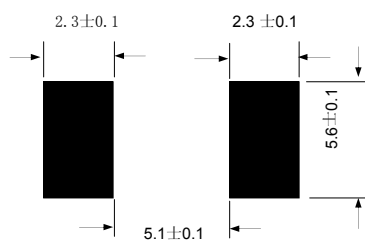
Model	A		B		C		D
	Min.	Max.	Min.	Max.	Min.	Max.	
SMD300L-16V	6.73	7.98	4.80	5.44	0.30	0.90	0.30

Dimensions & Marking



α = Trademark
300 = Hold current

Recommended Pad Layout (mm)



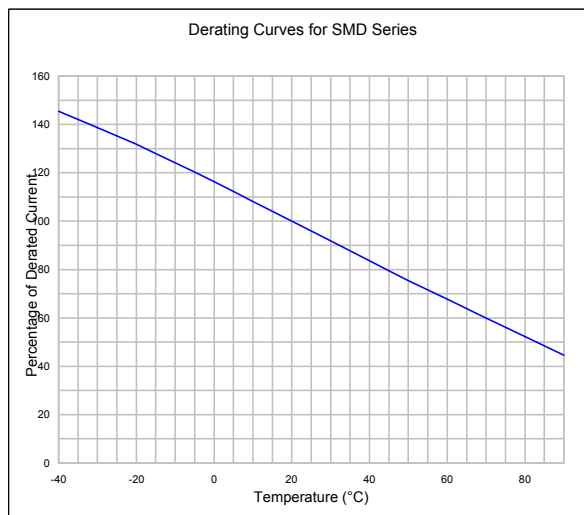
Termination Pad Characteristics

Terminal pad materials : Tin-plated Nickel-Copper
Terminal pad solderability : Meets EIA specification RS186-9E and ANSI/J-STD-002 Category 3.

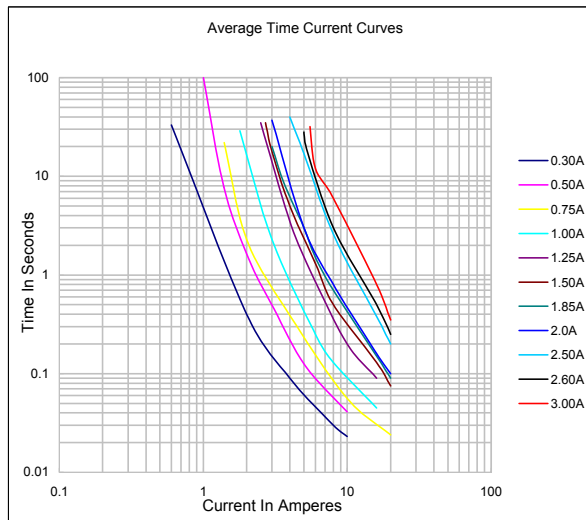
Rework

Use standard industry practices, the removal device must be replaced with a fresh one.

Thermal Derating Curve



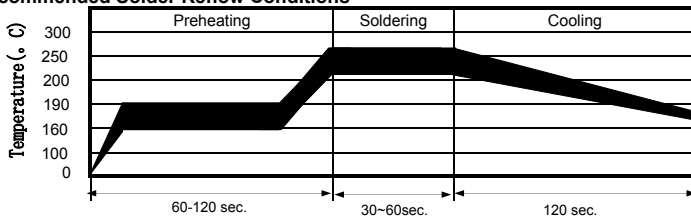
Typical Time-To-Trip At 25°C



WARNING:

- Use PPTC beyond the maximum ratings or improper use may result in device damage and possible electrical arcing and flame.
- PPTC are intended for protection against occasional over current or over temperature fault conditions and should not be used when repeated fault conditions or prolonged trip events are anticipated.
- Device performance can be impacted negatively if devices are handled in a manner inconsistent with recommended electronic, thermal, and mechanical procedures for electronic components.
- Use PPTC with a large inductance in circuit will generate a circuit voltage (L di/dt) above the rated voltage of the PPTC.
- Avoid impact PPTC device its thermal expansion like placed under pressure or installed in limited space.
- Contamination of the PPTC material with certain silicon based oils or some aggressive solvents can adversely impact the performance of the devices. PPTC SMD can be cleaned by standard methods.
- Requests that customers comply with our recommended solder pad layouts and recommended reflow profile. Improper board layouts or reflow profile could negatively impact solderability performance of our devices.

Recommended Solder Reflow Conditions

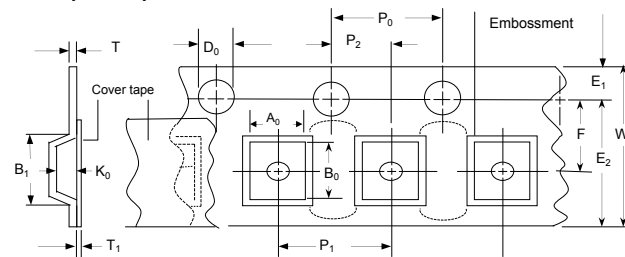


- Recommended reflow methods : IR, vapor phase oven, hot air oven.
 - Devices are not designed to be wave soldered to the bottom side of the board.
 - Recommended maximum paste thickness is 0.25 mm (0.010 inch).
 - Devices can be cleaned using standard method and solvents.
- Note : If reflow temperatures exceed the recommended profile, devices may not meet the performance requirements.

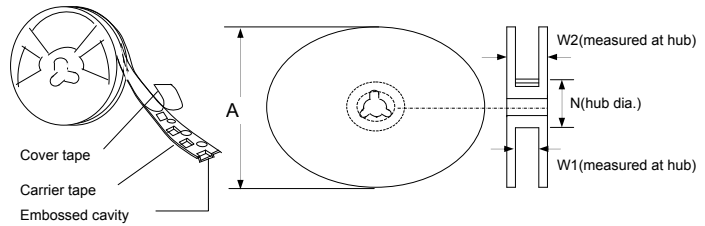
Tape And Reel Specifications (mm)

Governing Specifications	EIA 481-2
W	16.0 ± 0.3
P ₀	4.0 ± 0.10
P ₁	8.0 ± 0.10
P ₂	2.0 ± 0.05
A ₀	5.70 ± 0.10
B ₀	8.00 ± 0.10
B ₁ max.	12.1
D ₀	1.5 + 0.1, -0
F	7.5 ± 0.05
E ₁	1.75 ± 0.10
E ₂ min.	14.25
Tmax.	0.6
T ₁ max.	0.1
K ₀	0.80 ± 0.1
Leader min.	390
Trailer min.	160
Reel Dimensions	
A max.	178
N min.	60
W ₁	16.4 + 2.0, -0.0
W ₂ max.	22.4

EIA Tape Component Dimensions



EIA Reel Dimensions



Storage And Handling


- Storage conditions : 40°C max, 70% R.H.
- Devices may not meet specified performance if storage conditions are exceeded.

Order Information

SMD	300L	-16V	Packaging
Product name	Hold	Max	Tape & Reel Quantity
Size 7555 mm /2920 inch	Current	Voltage	2,000 pcs/reel
SMD : surface mount device	3.00A		

Tape & reel packaging per EIA481-1

Labeling Information



Sea & Land Electronic Corp.

HF Pb RoHS

Model:
Part no.:
Spec.:
Lot no.:
Q'ty:

倉儲: 密封! 溫度: 18~33°C/濕度: 30~60% A

X-ON Electronics

Largest Supplier of Electrical and Electronic Components

Click to view similar products for [Resettable Fuses - PPTC](#) category:

Click to view products by [TECHFUSE](#) manufacturer:

Other Similar products are found below :

[RF0077-000](#) [RF3256-000](#) [RF3281-000](#) [RF3301-000](#) [RF3344-000](#) [RF3382-000](#) [SMD125-2](#) [RF2171-000](#) [RF2531-000](#) [RF2873-000](#) [RF3060-000](#) [TR600-150Q-B-0.5-0.130](#) [RXE090](#) [5E4795/04-1502](#) [TRF250-080T-B-1.0-0.125](#) [SMD100-2](#) [NIS5452MT1TXG](#) [NIS5431MT1TXG](#) [SMD250-2](#) [0ZCM0001FF2G](#) [0ZCM0003FF2G](#) [0ZCM0004FF2G](#) [BK60-017-DZ-E0.6](#) [F95456-000](#) [LVR100S](#) [RS30-090](#) [RS30-600](#) [RS30-700](#) [RS30-800](#) [RS30-900](#) [RS60RB-005](#) [RS60RB-010](#) [RS60RB-020](#) [RS60RB-025](#) [RS60RB-050](#) [RS60RB-075](#) [RS60RB-160](#) [ASMD0603-010-30V](#) [ASMD0603-025-16V](#) [ASMD2920-260-24V](#) [BSMD0603-025-12V](#) [BSMD1206-150-12V](#) [BSMD0805-020-33V](#) [BSMD1206-075-13.2V](#) [BSMD2920-400-6V](#) [BSMD2920-300-6V](#) [BSMD2920-700-6V](#) [SMD1812-750-12V](#) [SMD1206-300C-12V](#) [SB250-145](#)