


COAXIAL CABLES

				
Cable name	YWL 50 0,45/1,3	RG 174	RG 58	TRIAX 58 A/U
Product No.	0259 004	0221 023	0221 012	0611 001


CONSTRUCTION				
Inner conductor: material number and diameter of wires [mm] diameter [mm]	Cu 7x0.15 0.45	FeCu 7x0.16 0.48	CuSn 19x0.18 0.9	CuSn 7x0.32 0.96
Insulation: material diameter [mm]	PE 1.3	PE 1.52	PE 3.0	PE 3.0
Outer conductor: Material and construction	Cu braid	CuSn braid (86%)	CuSn braid	CuSn braid PE insulation, 4.45 mm CuSn braid
Sheath: material colour	PVC black and white	PVC black and white	PVC black and white	PVC yellow
Outer diameter [mm]	2.7	2.8	4.95	6.1

ELECTRICAL PARAMETERS AT 20°C				
Characteristic impedance [Ω]	50 ± 2	50 ± 2	50 ± 2	50 ± 2
Capacitance [pF/m] at f=1 kHz	97.8	100.0	103.0	100.0
Velocity of propagation [%]	66	66	66	66
DC resistance [mΩ/m]: inner conductor outer conductor	152 45.3	317 43.0	32.5 13.4	31.0 15.5/14.1
Attenuation [dB/100 m] – average, at frequency [MHz]: 50 100 200 800 1000	21.3 30.4 43.1 90.0 101.7	19.0 30.0 45.0 84.0 92.0	10.5 15.4 22.6 50.1 58.3	10.8 16.1 78.7
Return loss [dB] - min.	20	20	20	20
Shielding attenuation [dB] - min.	40	40	40	40

OTHERS DATA				
Reference standards	MIL-C-17	MIL-C-17/119 G	MIL-C-17/28	DT 22/06/03
Operating temperature range [°C]	-20 ÷ +70	-40 ÷ +70	-40 ÷ +70	-40 ÷ +70
Minimum bending radius [mm]	15	15	25	50
Weight [kg/km]	11.5	12.0	40.0	61.0

APPLIED ABBREVIATIONS			
Cu	: bare copper	PE	: polyethylene
Fe-Cu	: copper-clad steel	Al/PETP	: aluminium/polyester (2 layers) tape
Cu-Sn	: tinned copper	Al/PETP/Al.	: aluminium/polyester/aluminium (3 layers) tape
PVC	: polyvinyl chloride	Al/Cop	: copolymer coated aluminium tape
AVAILABLE OPTIONS (AVAILABLE UPON REQUEST)			
Halogen free cables are also available (RG-H; HWD; HWL,...).			
Other colours on request.			

COAXIAL CABLES

			
Cable name	YWLXpek 50 1,35/3,6	YWLek 50 2,25/7,25	RG 213/U
Product No.	0264 001	0261 002	0221 018



CONSTRUCTION			
Inner conductor: material number and diameter of wires [mm] diameter [mm]	Cu 7x0.45 1.35	Cu 7x0.75 2.25	Cu 7x0.75 2.25
Insulation: material diameter [mm]	foam-skin PE 3.6	PE 7.3	PE 7.3
Outer conductor: Material and construction	Al/PETP tape CuSn braid	Al/PETP/Al tape CuSn braid	Cu braid
Sheath: material colour	PVC black and white	PVC black and white	PVC black
Outer diameter [mm]	5.3	10.1	10.2

ELECTRICAL PARAMETERS AT 20°C			
Characteristic impedance [Ω]	50 ± 2	50 ± 2	50 ± 2
Capacitance [pF/m] at f=1 kHz	87	100	100
Velocity of propagation [%]	78	66	66
DC resistance [mΩ/m]: inner conductor outer conductor	17.0 15.0	5.7 12.7	5.7 5.8
Attenuation [dB/100 m] - average - at frequency [MHz]: 50 100 200 800 1000 2400	7.4 10.0 14.0 29.0 33.0 54.0	3.9 5.4 7.9 18.4 21.1 38.5	4.5 6.5 9.4 21.7 21.1 46.1
Return loss [dB] - min.	20	20	20
Shielding attenuation [dB] - min.	40	60	40

OTHERS DATA			
Reference standards	DT 68/04/05	IEC 60096-2A PN-EN 50117	MIL-C-17/74 C
Operating temperature range [°C]	-20 + +70	-20 + +70	-20 + +70
Minimum bending radius [mm]	50	70	70
Weight [kg/km]	38.5	130	154

APPLIED ABBREVIATIONS			
Cu	: bare copper	PE	: polyethylene
Fe-Cu	: copper-clad steel	Al/PETP	: aluminium/polyester (2 layers) tape
Cu-Sn	: tinned copper	Al/PETP/Al.	: aluminium/polyester/aluminium (3 layers) tape
PVC	: polyvinyl chloride	Al/Cop	: copolymer coated aluminium tape
AVAILABLE OPTIONS (AVAILABLE UPON REQUEST)			
Halogen free cables are also available (RG-H; HWD; HWL,...).			
Other colours on request.			

COAXIAL CABLES

				
Cable name	2YCCY 75 0,4/2,5	YWD 75 0,5/2,9	YWD 75 0,59/3,7	XWD 75 0,59/3,7
Product No.	0255 003	0253 002	0253 003	0254 003

CONSTRUCTION				
Inner conductor: material number and diameter of wires [mm] diameter [mm]	Fe-Cu 1x0.4 0.4	Cu 1x0.5 0.5	Cu 1x0.59 0.59	Cu 1x0.59 0.59
Insulation: material diameter [mm]	PE 2.5	PE 2.9	PE 3.7	PE 3.7
Outer conductor: Material and construction	CuSn braid tape separator CuSn braid	Cu braid	Cu braid	Cu braid
Sheath: material colour	PVC olive with yellow stripe	PVC white	PVC black and white	PE black
Outer diameter [mm]	4.5	5.0	5.5	5.5

ELECTRICAL PARAMETERS AT 20°C				
Characteristic impedance [Ω]	75 ± 3	75 ± 5	75 ± 3	75 ± 3
Capacitance [pF/m] at f=1 kHz	70.0	69.6	67.0	67.0
Velocity of propagation [%]	66	66	66	66
DC resistance [mΩ/m]: inner conductor outer conductor	360.0 24/24	86.2 57.6	63.0 27.2	63.0 27.2
Attenuation [dB/100 m] - average - at frequency [MHz]: 50 100 200 800 1000 2400	11.5 16.0 23.0	9.7 15.0 22.9 50.2 54.0	8.4 13.8 18.5 36.0 40.9 68.5	8.4 13.8 18.5 36.0 40.9 68.5
Return loss [dB] - min.	26	20	20	20
Shielding attenuation [dB] - min.	50	40	40	40

OTHERS DATA				
Reference standards	DT 6/07/01	IEC 60096-2A PN-EN 50117	IEC 60096-2A PN-EN 50117	IEC 60096-2A PN-EN 50117
Operating temperature range [°C]	-20 + +70	-20 + +70	-20 + +70	-40 + +70
Minimum bending radius [mm]	25	30	30	35
Weight [kg/km]	31	29	34	43

APPLIED ABBREVIATIONS			
Cu	: bare copper	PE	: polyethylene
Fe-Cu	: copper-clad steel	Al/PETP	: aluminium/polyester (2 layers) tape
Cu-Sn	: tinned copper	Al/PETP/Al.	: aluminium/polyester/aluminium (3 layers) tape
PVC	: polyvinyl chloride	AL/Cop	: copolymer coated aluminium tape

AVAILABLE OPTIONS (AVAILABLE UPON REQUEST)
Halogen free cables are also available (RG-H; HWD; HWL,...).
Other colours on request.

COAXIAL CABLES

Cable name	YWD 75 (T1) 0,59/3,7	RG 59	RG 59 L1/U	RG 59 B/U
Product No.	0253 010	0221 002	0221 022	0221 008



CONSTRUCTION				
Inner conductor: material number and diameter of wires [mm] diameter [mm]	Cu 1x0.59 0.59	Fe-Cu 1x0.59 0.59	Fe-Cu 1x0.59 0.59	Cu 1x0.59 0.59
Insulation: material diameter [mm]	PE 3.7	PE 3.7	PE 3.7	PE 3.7
Outer conductor: Material and construction	Cu braid	Cu braid	Cu braid	Cu braid
Sheath: material colour	PVC black and white	PVC black	PVC black	PVC black and white
Outer diameter [mm]	5.9	6.15	6.15	6.15

ELECTRICAL PARAMETERS AT 20°C				
Characteristic impedance [Ω]	75 ± 3	75 ± 3	75 ± 3	75 ± 3
Capacitance [pF/m] at f=1 kHz	67.0	67.0	67.0	67.0
Velocity of propagation [%]	66	66	66	66
DC resistance [mΩ/m]: inner conductor outer conductor	63.0 16.3	157.5 8.0	157.5 16.3	63.0 8.0
Attenuation [dB/100 m] - average - at frequency [MHz]: 50 100 200 800 1000 2400	7.4 10.7 15.5 33.7 38.1 55.4	7.7 11.3 16.5 35.6 40.5 59.5	9.0 13.7 18.2 36.3 41.5 65.0	7.7 11.1 16.2 35.6 40.5 59.5
Return loss [dB] - min.	20	20	20	20
Shielding attenuation [dB] - min.	40	40	40	40

OTHERS DATA				
Reference standards	IEC 60096-2A PN-EN 50117	MIL-C-17/29C	MIL-C-17	MIL-C-17/29C
Operating temperature range [°C]	-20 ÷ +70	-40 ÷ +70	-40 ÷ +70	-40 ÷ +70
Minimum bending radius [mm]	35	35	35	35
Weight [kg/km]	43	56	45	56

APPLIED ABBREVIATIONS			
Cu	: bare copper	PE	: polyethylene
Fe-Cu	: copper-clad steel	Al/PETP	: aluminium/polyester (2 layers) tape
Cu-Sn	: tinned copper	Al/PETP/Al.	: aluminium/polyester/aluminium (3 layers) tape
PVC	: polyvinyl chloride	AL/Cop	: copolymer coated aluminium tape
AVAILABLE OPTIONS (AVAILABLE UPON REQUEST)			
Halogen free cables are also available (RG-H; HWD; HWL,...).			
Other colours on request.			

COAXIAL CABLES

				
Cable name	YWDek 75 0,59/3,7	YWL 75 0,63/3,7	YWL 75 (T1) 0,63/3,7	XWL 75 0,63/3,7
Product No.	0254 002	0259 001	0259 010	0259 006

CONSTRUCTION				
Inner conductor: material number and diameter of wires [mm] diameter [mm]	Cu 1x0.59 0.59	Cu 7x0.2 0.6	Cu 7x0.2 0.6	Cu 7x0.2 0.6
Insulation: material diameter [mm]	PE 3.7	PE 3.7	PE 3.7	PE 3.7
Outer conductor: Material and construction	Al/PETP tape CuSn braid	Cu braid	Cu braid	Cu braid
Sheath: material colour	PVC black and white	PVC black and white	PVC black and white	PVC black and white
Outer diameter [mm]	5.8	5.5	5.9	5.5

ELECTRICAL PARAMETERS AT 20°C				
Characteristic impedance [Ω]	75 \pm 3	75 \pm 3	75 \pm 3	75 \pm 3
Capacitance [pF/m] at f=1 kHz	67.4	64.7	64.7	64.7
Velocity of propagation [%]	66	66	66	66
DC resistance [mΩ/m]: inner conductor outer conductor	63.0 33.6	84.2 27.2	84.2 16.3	84.2 16.3
Attenuation [dB/100 m] - average - at frequency [MHz]: 50 100 200 800 1000 2400	7.2 10.1 14.7 33.0 38.1 57.2	8.4 11.7 16.8 36.0 40.9 68.5	7.9 11.2 16.3 34.7 39.1 64.4	8.4 11.7 16.8 36.0 40.9 68.5
Return loss [dB] - min.	20	20	20	20
Shielding attenuation [dB] - min.	75	40	40	40

OTHERS DATA				
Reference standards	IEC 60096-2A PN-EN 50117	IEC 60096-2A PN-EN 50117	IEC 60096-2A PN-EN 50117	IEC 60096-2A PN-EN 50117
Operating temperature range [°C]	-20 \pm +70	-20 \pm +70	-20 \pm +70	-40 \pm +70
Minimum bending radius [mm]	35	30	30	35
Weight [kg/km]	35	33	43	30

APPLIED ABBREVIATIONS				
Cu	: bare copper	PE	: polyethylene	
Fe-Cu	: copper-clad steel	Al/PETP	: aluminium/polyester (2 layers) tape	
Cu-Sn	: tinned copper	Al/PETP/Al.	: aluminium/polyester/aluminium (3 layers) tape	
PVC	: polyvinyl chloride	Al/Cop	: copolymer coated aluminium tape	
AVAILABLE OPTIONS (AVAILABLE UPON REQUEST)				
Halogen free cables are also available (RG-H; HWD; HWL,...).				
Other colours on request.				

COAXIAL CABLES

Cable name	YWDek 75 0,75/4,8	XWDek 75 0,75/4,8	YWLXpek 75 0,45/2,0	59 F 75 0,8/3,8
Product No.	0254 008	0254 007	0263 002	0001 001

CONSTRUCTION				
Inner conductor: material number and diameter of wires [mm] diameter [mm]	Cu 1x0.75 0.75	Cu 1x0.75 0.75	Cu 7x0.15 0.45	Cu 1x0.8 0.8
Insulation: material diameter [mm]	PE 4.8	PE 4.8	foam-skin PE 2.0	foam-skin PE 3.8
Outer conductor: Material and construction	Al/PETP/Al tape CuSn braid	Al/PETP/Al tape CuSn braid	Al/PETP tape CuSn braid	Al/PETP/Al tape CuSn braid
Sheath: material colour	PVC black and white	PE black	PVC black and white	PVC black
Outer diameter [mm]	7.3	7.3	3.6	6.0

ELECTRICAL PARAMETERS AT 20°C				
Characteristic impedance [Ω]	75 ± 3	75 ± 3	75 ± 3	75 ± 3
Capacitance [pF/m] at f=1 kHz	67.1	67.1	60.6	55.7
Velocity of propagation [%]	66	66	78	78
DC resistance [mΩ/m]: inner conductor outer conductor	38.7 13.0	38.7 13.0	176.0 16.6	35.6 23.3
Attenuation [dB/100 m] - average - at frequency [MHz]: 50 100 200 800 1000 2400	5.8 8.4 11.7 26.5 30.3 50.9	5.8 8.4 11.7 26.5 30.3 50.9	11.8 16.9 24.4 49.6 55.7	6.0 8.3 11.8 25.8 29.2 46.2
Return loss [dB] - min.	20	20	20	20
Shielding attenuation [dB] - min.	75	75	75	75

OTHERS DATA				
Reference standards	IEC 60096-2A PN-EN 50117	IEC 60096-2A PN-EN 50117	IEC 60096-2A PN-EN 50117	IEC 60096-2A PN-EN 50117
Operating temperature range [°C]	-20 ÷ +70	-40 ÷ +70	-20 ÷ +70	-20 ÷ +70
Minimum bending radius [mm]	45	48	18	40
Weight [kg/km]	64.5	64.5	17.5	37

APPLIED ABBREVIATIONS	
Cu	: bare copper
Fe-Cu	: copper-clad steel
Cu-Sn	: tinned copper
PVC	: polyvinyl chloride
PE	: polyethylene
Al/PETP	: aluminium/polyester (2 layers) tape
Al/PETP/Al.	: aluminium/polyester/aluminium (3 layers) tape
AL/Cop	: copolymer coated aluminium tape
AVAILABLE OPTIONS (AVAILABLE UPON REQUEST)	
Halogen free cables are also available (RG-H; HWD; HWL,...).	
Other colours on request.	

COAXIAL CABLES

Cable name	YWDXpek (T1) 75 1,0/4,8	YWDXpek 75 1,0/4,8	XWDXpek 75 1,0/4,8	RG 6 L1/U
Product No.	0258 013	0258 010	0258 005	0221 021

CONSTRUCTION				
Inner conductor: material number and diameter of wires [mm] diameter [mm]	Cu 1x1.0 1.0	Cu 1x1.0 1.0	Cu 1x1.0 1.0	Cu 1x1.0 1.0
Insulation: material diameter [mm]	foam-skin PE 4.8	foam-skin PE 4.8	foam-skin PE 4.8	foam-skin PE 4.8
Outer conductor: Material and construction	Al/PETP/Al tape CuSn braid density > 77%	Al/PETP/Al tape braid CuSn	Al/PETP/Al tape braid CuSn	Al/PETP/Al tape braid CuSn
Sheath: material colour	PVC black and white	PVC black and white	PE black	PVC black and white
Outer diameter [mm]	6.8	6.8	6.8	6.8

ELECTRICAL PARAMETERS AT 20°C				
Characteristic impedance [Ω]	75 \pm 3	75 \pm 3	75 \pm 3	75 \pm 3
Capacitance [pF/m] at f=1 kHz	57.0	57.0	57.0	57.0
Velocity of propagation [%]	78	78	78	78
DC resistance [mΩ/m]: inner conductor outer conductor	22.0 8.0	22.0 20.0	22.0 20.0	22.0 21.0
Attenuation [dB/100 m] - average - at frequency [MHz]: 50 100 200 800 1000 2400	4.6 6.4 9.1 20.2 22.0 38.5	6.0 8.3 11.8 25.8 29.2 46.2	6.0 8.3 11.8 25.8 29.2 46.2	6.0 8.3 11.8 25.8 29.2 46.2
Return loss [dB] - min.	20	20	20	20
Shielding attenuation [dB] - min.	75	75	75	75

OTHERS DATA				
Reference standards	IEC 60096-2A PN-EN 50117	IEC 60096-2A PN-EN 50117	IEC 60096-2A PN-EN 50117	MIL-C-17 PN-EN 50117
Operating temperature range [°C]	-20 + +70	-20 + +70	-40 + +70	-20 + +70
Minimum bending radius [mm]	45	45	60	45
Weight [kg/km]	57	43	37	45

APPLIED ABBREVIATIONS			
Cu	: bare copper	PE	: polyethylene
Fe-Cu	: copper-clad steel	Al/PETP	: aluminium/polyester (2 layers) tape
Cu-Sn	: tinned copper	Al/PETP/Al.	: aluminium/polyester/aluminium (3 layers) tape
PVC	: polyvinyl chloride	AL/Cop	: copolymer coated aluminium tape

AVAILABLE OPTIONS (AVAILABLE UPON REQUEST)

Halogen free cables are also available (RG-H; HWD; HWL,...).
Other colours on request.

COAXIAL CABLES

Cable name	11F 75 1,63/7,25	RG 62	RG 71	RG 63
Product No.	0001 002	0221 003	0221 005	0221 001

CONSTRUCTION				
Inner conductor: material number and diameter of wires [mm] diameter [mm]	Cu 1x1.63 1.0	Fe-Cu 1x0.64 0.64	Fe-Cu 1x0.64 0.64	Fe-Cu 1x0.64 0.64
Insulation: material diameter [mm]	foam-skin PE 7.25	PE- air 3.7	PE- air 3.7	PE- air 7.2
Outer conductor: Material and construction	Al/PETP/Al tape CuSn braid	Cu braid	Cu braid CuSn braid	Cu braid
Sheath: material colour	PVC black and white	PVC black	PE black	PE black
Outer diameter [mm]	10.0	6.15	6.2	10.4

ELECTRICAL PARAMETERS AT 20°C				
Characteristic impedance [Ω]	75 ± 3	93 ± 5	93 ± 5	125 ± 6
Capacitance [pF/m] at f=1 kHz	57.0	44.5	43.4	33.1
Velocity of propagation [%]	78	83	83	84
DC resistance [mΩ/m]: inner conductor outer conductor	8.0 14.5	138.8 8.0	138.8 4.5	138.8 3.3
Attenuation [dB/100 m] - average - at frequency [MHz]: 50 100 200 800 1000 2400	3.1 4.4 6.4 14.0 16.0 29.4	6.3 9.2 12.6 26.1 30.8	6.5 9.3 13.3 28.1 31.8	4.3 6.2 8.8 18.1 20.4
Return loss [dB] - min.	20	20	20	20
Shielding attenuation [dB] - min.	75	40	50	40

OTHERS DATA				
Reference standards	IEC 60096-2A PN-EN 50117	MIL-C-17/30D	MIL-C-17/90A	MIL-C-17/30D
Operating temperature range [°C]	-20 ÷ +70	-20 ÷ +70	-40 ÷ +70	-40 ÷ +70
Minimum bending radius [mm]	60	35	35	110
Weight [kg/km]	93	56	57	125

APPLIED ABBREVIATIONS			
Cu	: bare copper	PE	: polyethylene
Fe-Cu	: copper-clad steel	Al/PETP	: aluminium/polyester (2 layers) tape
Cu-Sn	: tinned copper	Al/PETP/Al.	: aluminium/polyester/aluminium (3 layers) tape
PVC	: polyvinyl chloride	AL/Cop	: copolymer coated aluminium tape

AVAILABLE OPTIONS (AVAILABLE UPON REQUEST)
Halogen free cables are also available (RG-H; HWD; HWL,...).
Other colours on request.

COAXIAL CABLES

Cable name	RG 58 (3) C/U	XzWDXpekW 75 1,0/4,8	11F (3) 75 1,63/7,25
Product No.	0221 013	0276 002	0001 004

CONSTRUCTION			
Inner conductor: material number and diameter of wires [mm] diameter [mm]	CuSn 19x0.18 0.9	Cu 1x1.0 1.0	Cu 1x1.63 1.63
Insulation: material diameter [mm]	PE 2.95	foam-skin PE 4.8	foam-skin PE 7.25
Outer conductor: Material and construction	CuSn braid Al/Cop tape	Al/PETP/Al tape CuSn braid Al/Cop tape	Al/PETP/Al tape CuSn braid Al/Cop tape
Sheath: material colour	gel PE black	gel PE black	gel PE black
Outer diameter [mm]	6.8	8.4	11.5

ELECTRICAL PARAMETERS AT 20°C			
Characteristic impedance [Ω]	50 ± 2	75 ± 3	75 ± 3
Capacitance [pF/m] at f=1 kHz	103.0	60.0	60.0
Velocity of propagation [%]	66	78	78
DC resistance [mΩ/m]: inner conductor outer conductor	32.5 13.4	22.0 9.2	8.0 8.5
Attenuation [dB/100 m] - average - at frequency [MHz]: 50 100 200 800 1000 2400	11.4 16.6 24.4 73.0 87.0	4.6 6.4 9.1 20.2 22.0 38.5	3.1 4.4 6.4 14.4 16.7 31.0
Return loss [dB] - min.	20	20	20
Shielding attenuation [dB] - min.	75	75	75

OTHERS DATA			
Reference standards	MIL-C-17	IEC 60096-2A PN-EN 50117	IEC 60096-2A PN-EN 50117
Operating temperature range [°C]	-40 ÷ +70	-40 ÷ +70	-40 ÷ +70
Minimum bending radius [mm]	70	90	120
Weight [kg/km]	58	74	111.0

APPLIED ABBREVIATIONS

Cu	: bare copper	PE	: polyethylene
Fe-Cu	: copper-clad steel	Al/PETP	: aluminium/polyester (2 layers) tape
Cu-Sn	: tinned copper	Al/PETP/Al.	: aluminium/polyester/aluminium (3 layers) tape
PVC	: polyvinyl chloride	Al/Cop	: copolymer coated aluminium tape

AVAILABLE OPTIONS (AVAILABLE UPON REQUEST)

Halogen free cables are also available (RG-H; HWD; HWL,...).
Other colours on request.

APPLICATIONS OF COAXIAL CABLES

■ CABLES FOR TV ANTENNAS (Z = 75 Ω):

YWD 75-0.5/2.9
YWD and XWD 75-0.59/3.7; YWD 75 (T1) 0.59/3.7
RG 59; RG 59 B/U; RG 59 L1/U
YWDek 75-0.59/3.7
YWL and XWL 75-0.63/3.7; YWL 75 (T1) 0.63/3.7
59 F 75-0.8/3.8
YWDek and XWDek 75-0.75/4.8

**■ CABLES FOR SATELLITE ANTENNAS AND CABLE TELEVISION
(Z = 75 Ω):**

YWDXpek (T1) 75-1.0/4.8 (optical coverage of braid > 77%)
YWDXpek and XWDXpek 75-1.0/4.8; XzWDXpek 75-1.0/4.8
11 F 75-1.63/7.25 and 11 F 75 (3) 1.63/7.25

■ CABLES FOR COMPUTER NETWORKS:**Z = 50 Ω:**

RG 58; RG 58 (3) C/U
TRIAx 58 A/U
RG 213/U
YWLek 50-2.25/7.25

Z = 93 Ω: RG 62 and RG 71**Z = 125 Ω:** RG 63**■ CABLES FOR ELECTRONIC EQUIPMENT:**

Z = 50 Ω: YWL 50-0.45/1.3; RG 174; YWLXpek 50 1.35/3.6

Z = 75 Ω: 2YCCY 75 0.4/2.5; YWLXpek and XWLXpek 75-0.45/2.0

■ CABLES FOR RADIO COMMUNICATION ANTENNAS (Z = 50 Ω):

RG 58
RG 213/U
YWLXek 50-2.25/7.25

■ CABLES FOR INDUSTRIAL TELEVISION (CCTV) (Z = 75 Ω):

RG 59; RG 59 B/U; RG 59 L1/U
YWDXpek and XWDXpek 75-1.0/4.8; XzWDXpek 75-1.0/4.8
11 F 75-1.63/7.25 and 11 F 75 (3) 1.63/7.25

X-ON Electronics

Largest Supplier of Electrical and Electronic Components

Click to view similar products for [Coaxial Cables](#) category:

Click to view products by [Technokabel](#) manufacturer:

Other Similar products are found below :

[89880-003-1000](#) [9116-010-U500](#) [1807A-B59-U1000](#) [2020K8421-9X-CS3417](#) [275604-000](#) [935240-000](#) [9659-010-1000](#) [980704-001](#)
[CF2823-000](#) [33312-010-500](#) [CZ1589-000](#) [5022W0809-0CS3263](#) [10610-4-4](#) [EF8108-000](#) [1673B TIN100](#) [672525-001](#) [CBA-SMAM-NM1](#)
[8212-010-U500](#) [5024A1311-0](#) [89269 010100](#) [9248 010U1000](#) [1694A 0081000](#) [8241F J5C1000](#) [9116SB 0101000](#) [9271 0061000](#) [1807A](#)
[B591000](#) [5339Q5 009U500](#) [89207 010100](#) [C6424](#) [1369R 004500](#) [7915R 0101000](#) [M17/17600002/500](#) [132CX-06](#) [833101-000](#) [1152A-A8R-](#)
[500](#) [9907-E4X-U1000](#) [3092A-X7E-500](#) [4505R-010-1000](#) [5021K1011-0](#) [130660-GMBH](#) [LMR-500](#) [EQCD-020-30.00-TTL-TTL-1](#) [LMR-](#)
[600-FR](#) [LMR-600](#) [LMR-900-DB](#) [4731ANH 0101000](#) [4505R 0071000](#) [T-RAD-400-FR](#) [58-012-1M](#) [H126D03](#)