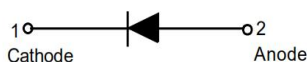


Features and benefits

- Extremely small surface mounting type.
- High Speed.

Application information

- High speed switching



DFN1006-2L

Marking: T8

Maximum Ratings (@ T_A = 25°C unless otherwise specified)

Parameter	Symbol	Value	Unit
Non-Repetitive Peak Reverse Voltage	V _{RM}	100	V
Peak Repetitive Peak Reverse Voltage	V _{RRM}	80	V
Working Peak Reverse Voltage	V _{RWM}	80	V
DC Blocking Voltage	V _R	80	V
RMS Reverse Voltage	V _{R(RMS)}	57	V
Average Rectified Output Current	I _o	150	mA
Forward Current	I _{FM}	250	mA
Peak Forward Surge Current, 1μs Single Half-sine-wave	I _{FSM}	2	A
Peak Forward Surge Current, 1s Single Half-sine-wave	I _{FSM}	1	A

Thermal Characteristics

Parameter	Symbol	Value	Unit
Power Dissipation	P _D	200	mW
Thermal Resistance Junction-to-Air *1	R _{θJA}	162	°C/W
Thermal Resistance Junction-to-Case *1	R _{θJC}	85	°C/W
Thermal Resistance Junction-to-Lead *1	R _{θJL}	160	°C/W
Operating Junction Temperature Range	T _J	-65 ~ +150	°C
Storage Temperature Range	T _{STG}	-65 ~ +150	°C

Electrical Characteristics (@ $T_A = 25^\circ\text{C}$ unless otherwise specified)

Parameter	Symbol	Test Condition	Min.	Typ.	Max.	Unit
Reverse Breakdown Voltage	$V_{(BR)R}$	$I_R = 100\mu\text{A}$	80	-	-	V
Forward Voltage	V_F	$I_F = 5\text{mA}$	-	-	0.720	V
		$I_F = 10\text{mA}$	-	-	0.855	V
		$I_F = 100\text{mA}$	-	-	1.000	V
		$I_F = 150\text{mA}$	-	-	1.250	V
Maximum Peak Reverse Current	I_R	$V_R = 20\text{V}$	-	-	25	nA
		$V_R = 80\text{V}$	-	-	100	nA
		$V_R = 25\text{V}, T_J = 125^\circ\text{C}$	-	-	30	μA
		$V_R = 75\text{V}, T_J = 150^\circ\text{C}$	-	-	50	μA
Total Capacitance	C_J	$V_R = 0.5\text{V}, f = 1.0\text{MHz}$	-	-	3	pF
Reverse Recovery Time	t_{rr}	$I_F = I_R = 10\text{mA}$ $I_{rr} = 0.1 \times I_R, R_L = 100\Omega$	-	-	4	ns

Ratings and Characteristics Curves (@ $T_A = 25^\circ\text{C}$ unless otherwise specified)

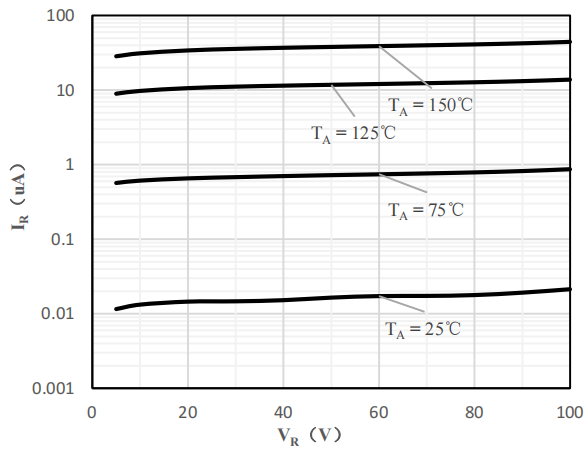


Fig 1 Typical Reverse Characteristic

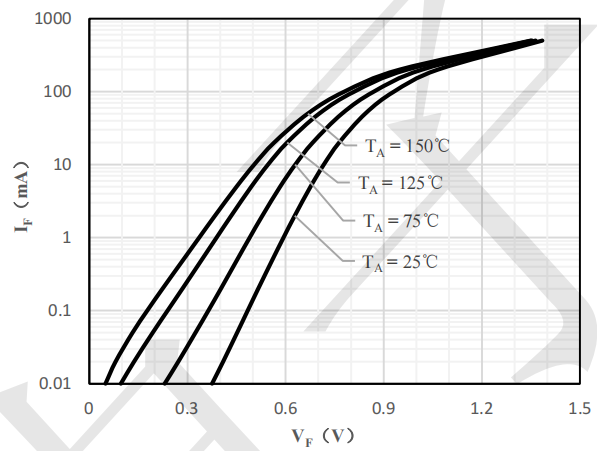


Fig 2 Typical Forward Characteristics

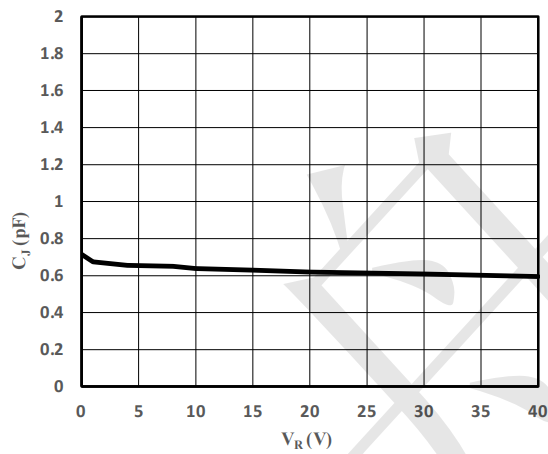


Fig 3 Capacitance vs. Reverse Voltage

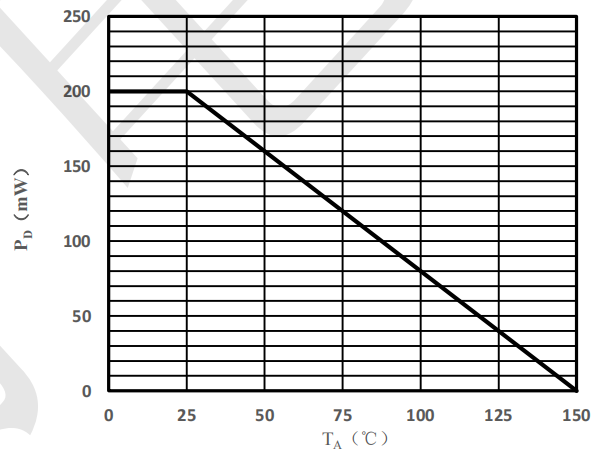
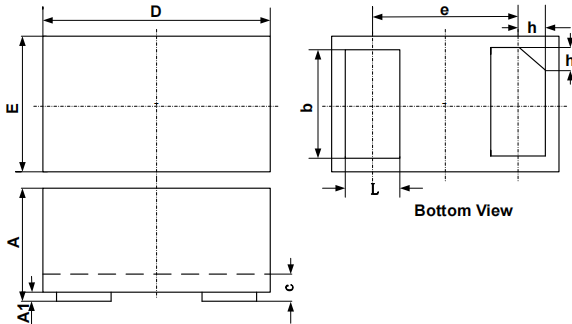


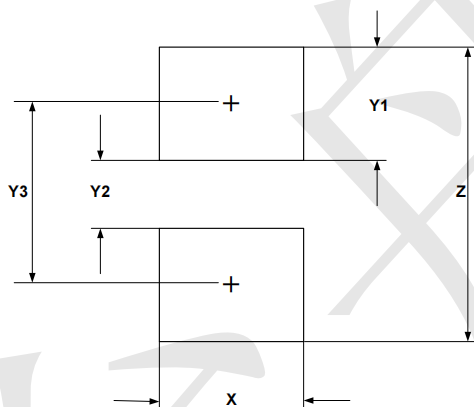
Fig 4 Power Derating Curve

Outline Drawing - DFN1006-2



SYM	DIMENSIONS					
	MILLIMETERS			INCHES		
	MIN	NOM	MAX	MIN	NOM	MAX
A	0.45	0.50	0.55	0.018	0.020	0.022
A1	0.00	0.02	0.05	0.000	0.001	0.002
b	0.45	0.50	0.55	0.018	0.020	0.022
c	0.12	0.15	0.18	0.005	0.006	0.007
D	0.95	1.00	1.05	0.037	0.039	0.041
e	0.65 BSC			0.026 BSC		
E	0.55	0.60	0.65	0.022	0.024	0.026
L	0.20	0.25	0.30	0.008	0.010	0.012
h	0.07	0.12	0.17	0.003	0.005	0.007

Land Pattern - DFN1006-2



SYM	DIMENSIONS	
	MILLIMETERS	INCHES
X	0.60	0.024
Y1	0.50	0.020
Y2	0.30	0.012
Y3	0.80	0.032
Z	1.30	0.052

X-ON Electronics

Largest Supplier of Electrical and Electronic Components

Click to view similar products for [Diodes - General Purpose, Power, Switching category](#):

Click to view products by [TECH PUBLIC manufacturer](#):

Other Similar products are found below :

[MMBD3004S-13-F](#) [1N3611](#) [NTE156A](#) [NTE6244](#) [1SS400CST2RA](#) [SDAA13](#) [SHN2D02FUTW1T1G](#) [1N4449](#) [1N456A](#) [1N914BTR](#)
[D291S45T](#) [BAS 16-02L E6327](#) [BAS 16-02V H6327](#) [BAS 21U E6327](#) [BAS 28 E6327](#) [BAW56DWQ-7-F](#) [BAW56M3T5G](#) [BAW75-TAP](#)
[MM230L-CAA](#) [IDW40E65D1](#) [JAN1N3600](#) [JAN1N4454UR-1](#) [SMMSD4148T3G](#) [BYW95B/A52A](#) [NSVDAN222T1G](#) [CDSZC01100-HF](#)
[BAV70HDW-7](#) [BAS28-7](#) [JANTX1N6640](#) [BAW56HDW-13](#) [BAS28 TR](#) [VS-HFA04SD60STR-M3](#) [1SS388-TP](#) [BAV99TQ-13-F](#)
[BAV99HDW-13](#) [1N4004](#) [MMDB30-E28X](#) [LS4148](#) [IDV15E65D2](#) [W0503RH200S0L](#) [M0268SJ200NLF](#) [M0268RJ200NLF](#) [S3MBF](#) [US1J](#)
[DAN217U-TP](#) [SHV-06JNS-Q](#) [IDW30C65D1](#) [IDW80C65D1](#) [VS-HFA30TA60CSR-M3](#) [M1MA152WAT1](#)