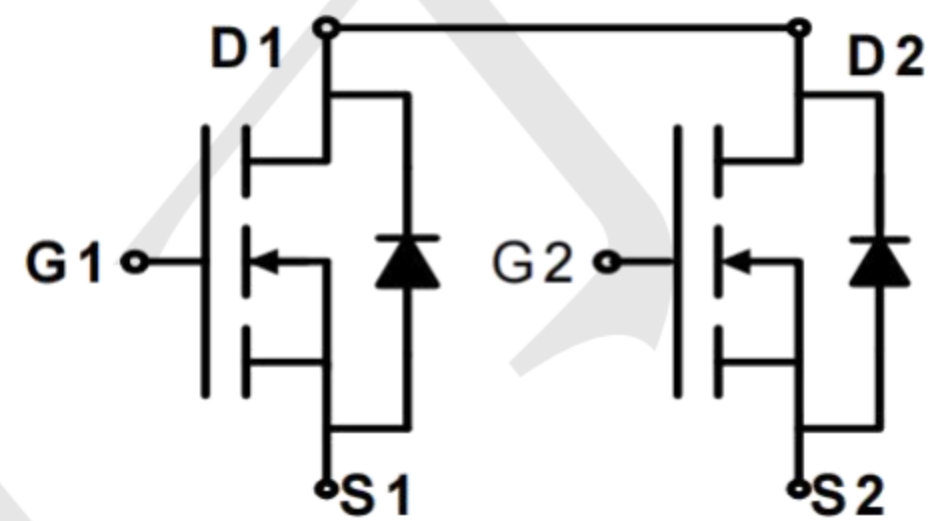


Features

- ◆ 20V MOSFET technology
- ◆ Low on-state resistance
- ◆ Fast switching
- ◆ $V_{GS} \pm 12V$

Applications

- ◆ Power Switching Application
- ◆ Load Switching



Marking:8205A

Absolute Maximum Ratings at $T_a = 25^\circ C$

Parameter	Symbol	Maximum	Units
Drain to Source Voltage	V_{DSS}	20	V
Gate to Source Voltage	V_{GSS}	± 12	V
Drain Current (DC)	I_D	6	A
Drain Current (Pulse), $PW \leq 300\mu s$	I_{DP}	25	A
Total Dissipation	P_D	1.5	W
Junction Temperature	T_j	150	$^\circ C$
Storage Temperature	T_{stg}	-55 to +150	$^\circ C$

Note 1: Stresses exceeding those listed in the Maximum Ratings table may damage the device. If any of these limits are exceeded, device functionality should not be assumed, damage may occur and reliability may be affected.

Thermal Resistance Ratings

Parameter	Symbol	Value	Unit
Junction to Ambient (Note 2)	$R_{\theta JA}$	83	$^\circ C/W$

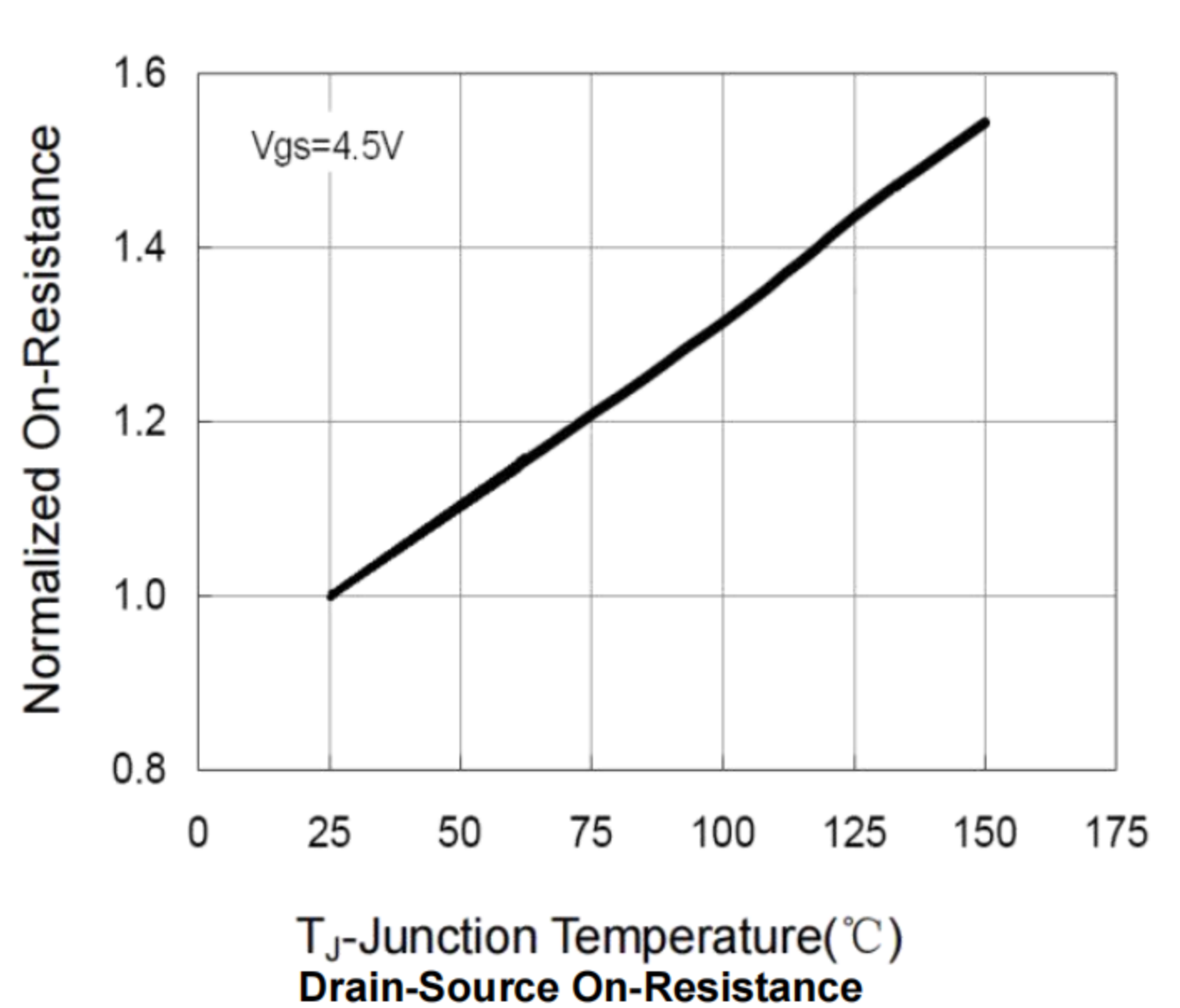
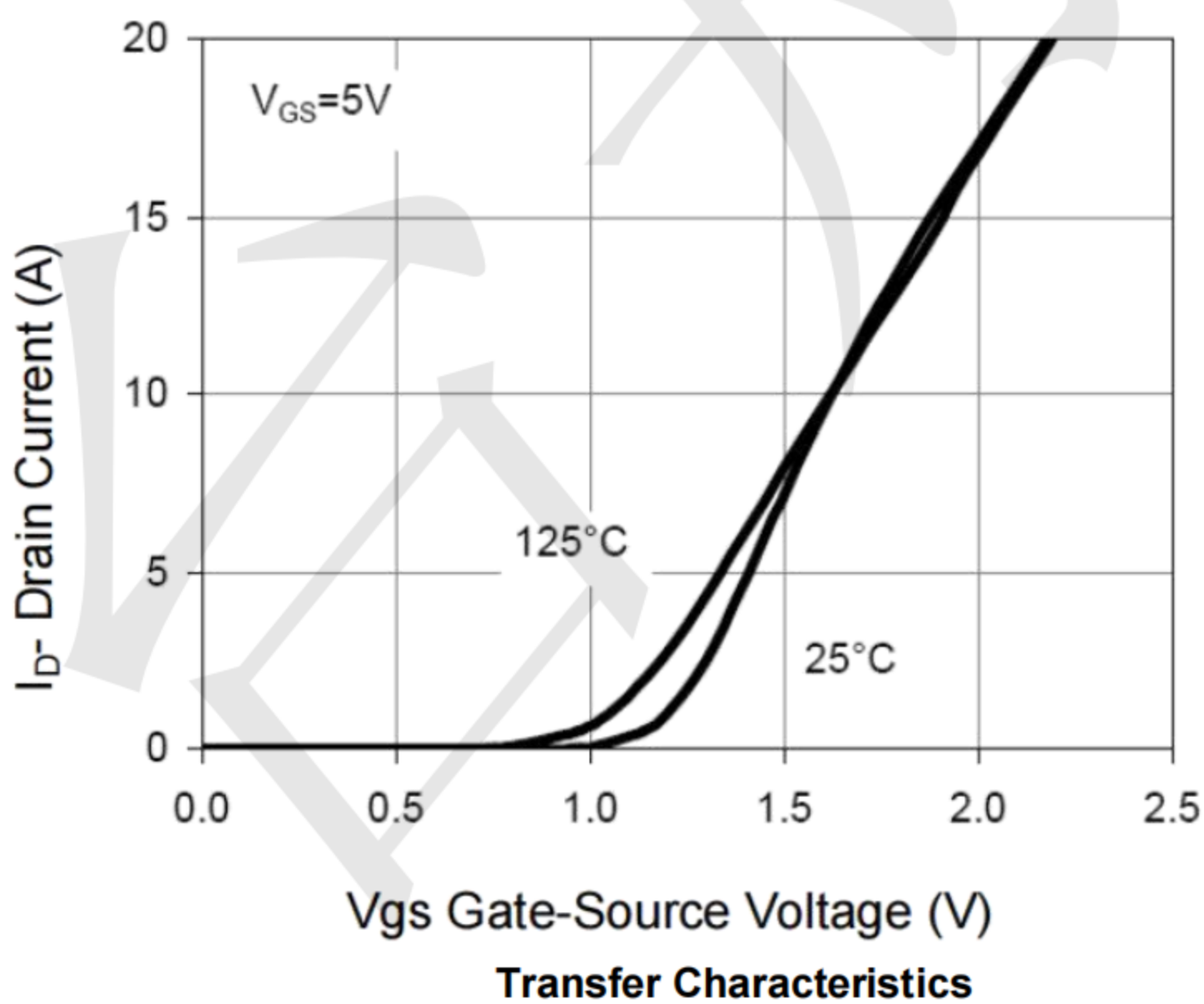
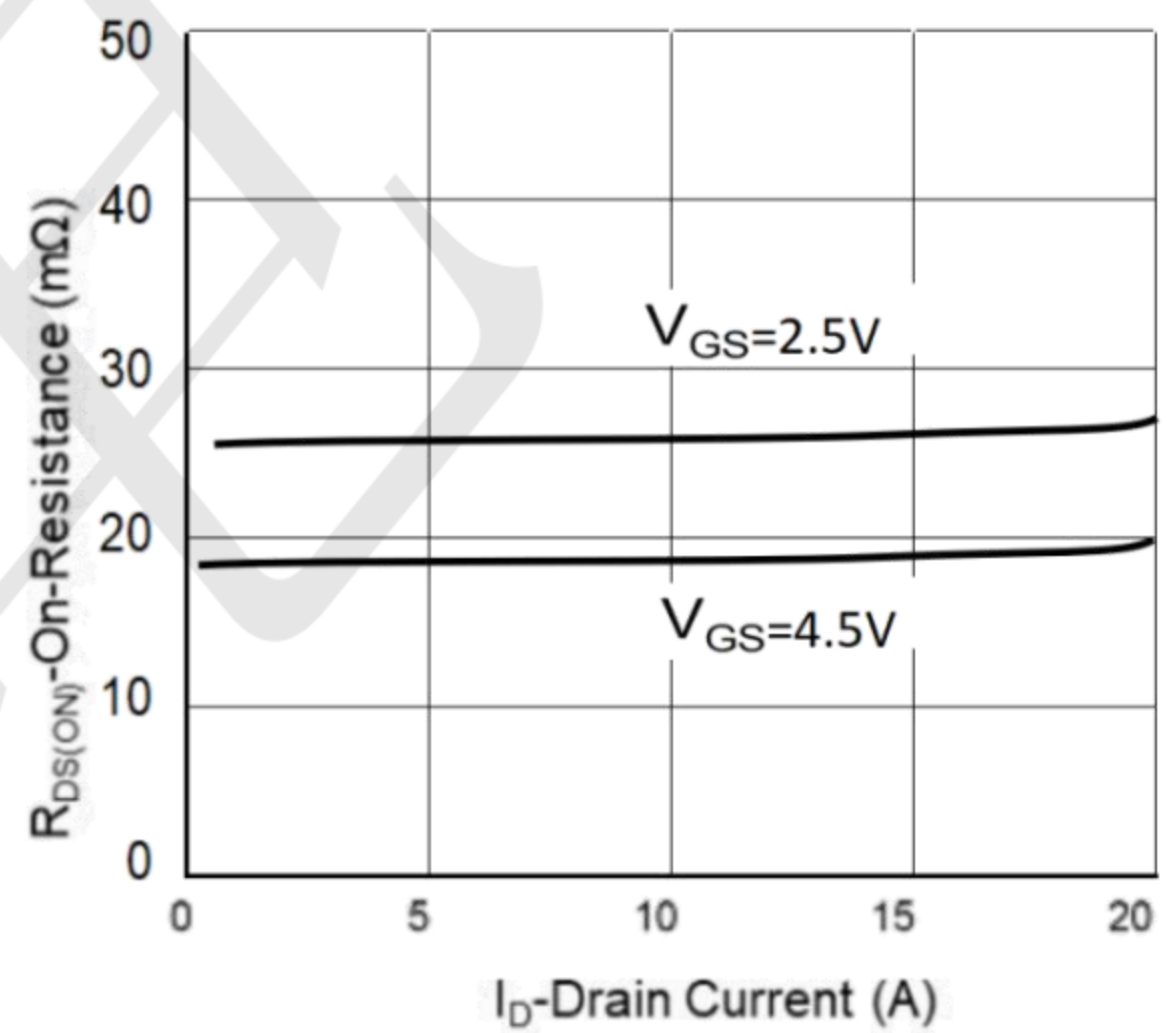
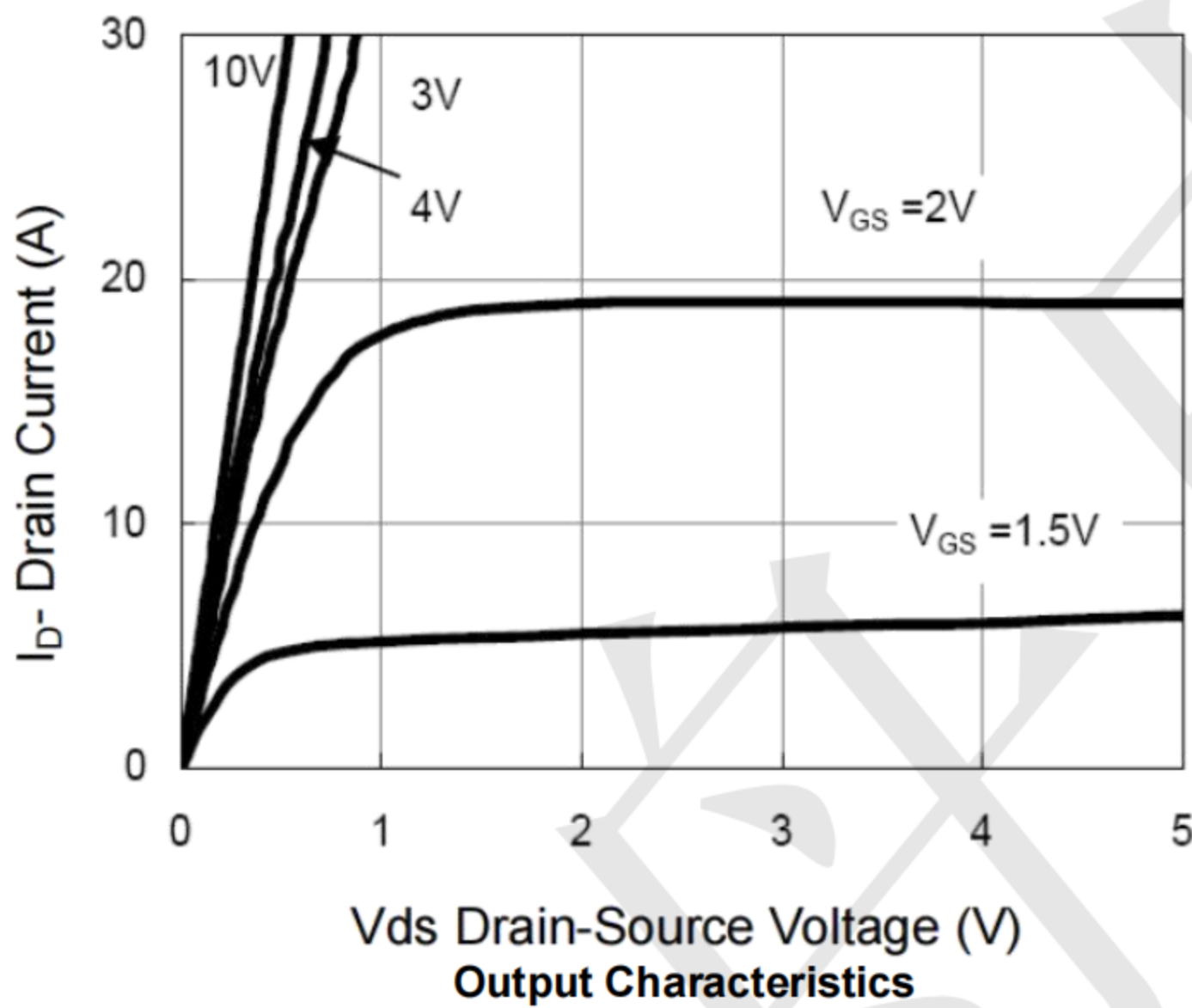
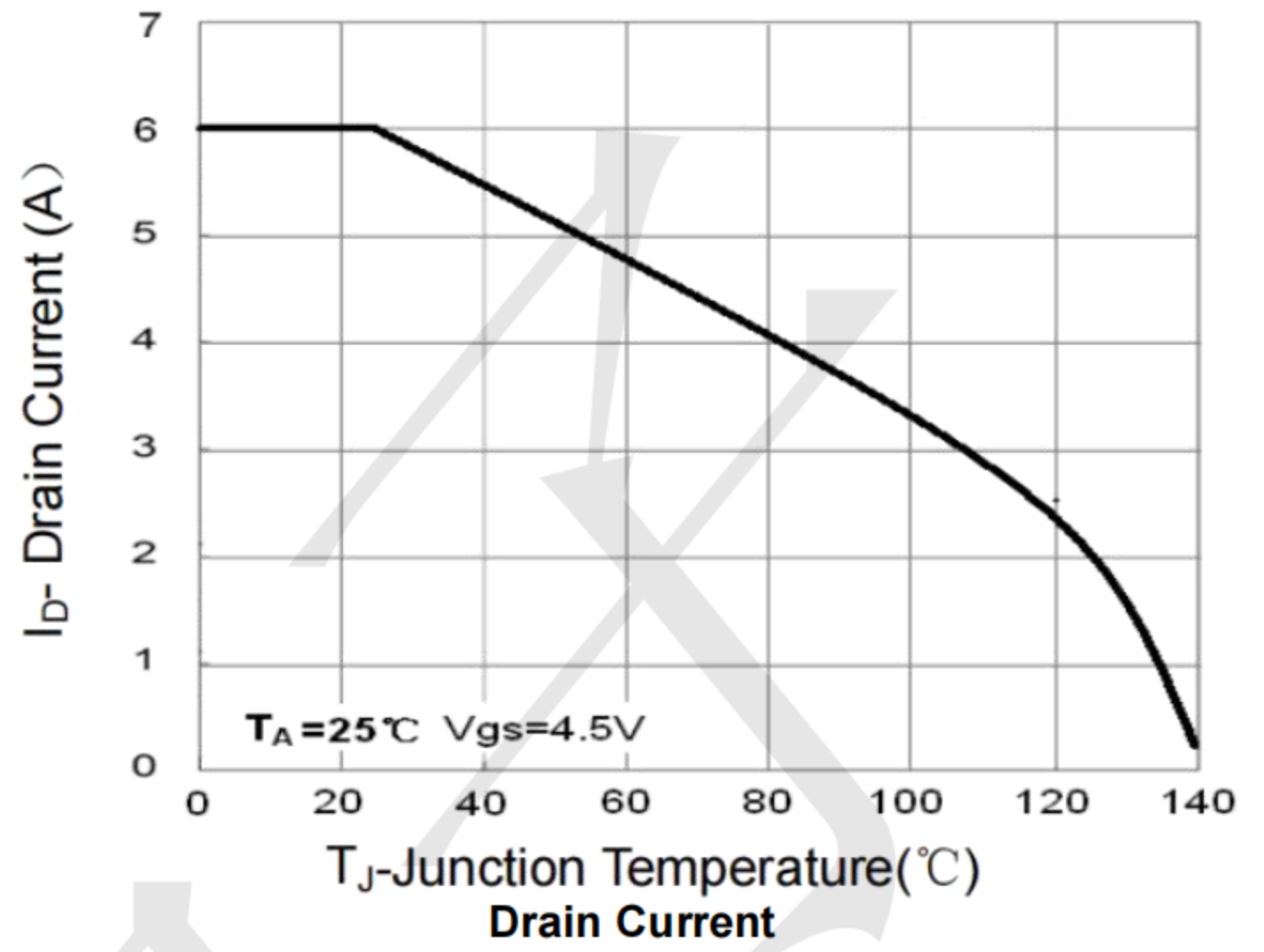
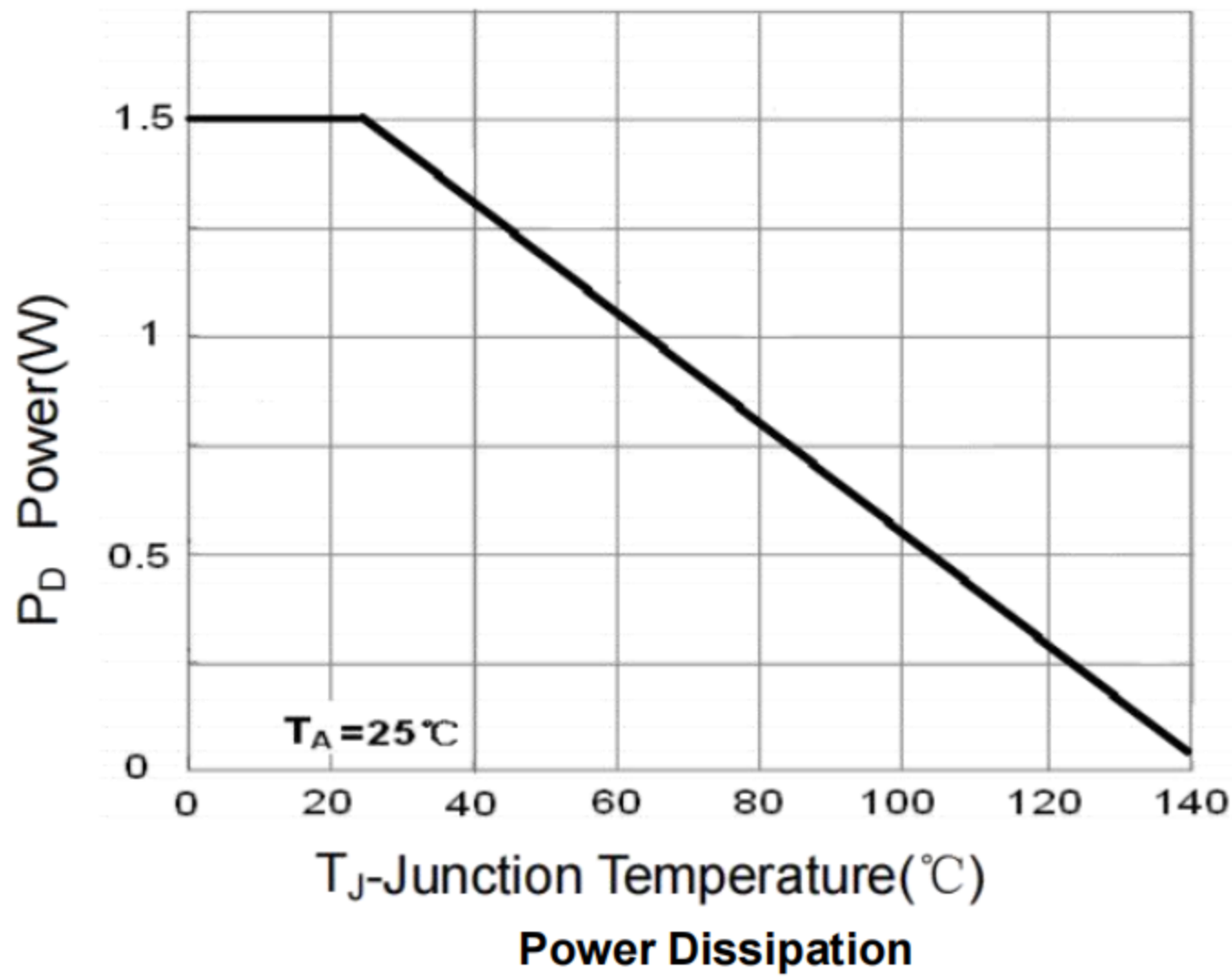
Note 2: When mounted on 1 inch square copper board $t \leq 10\text{sec}$ The value in any given application depends on the user's specific board design.

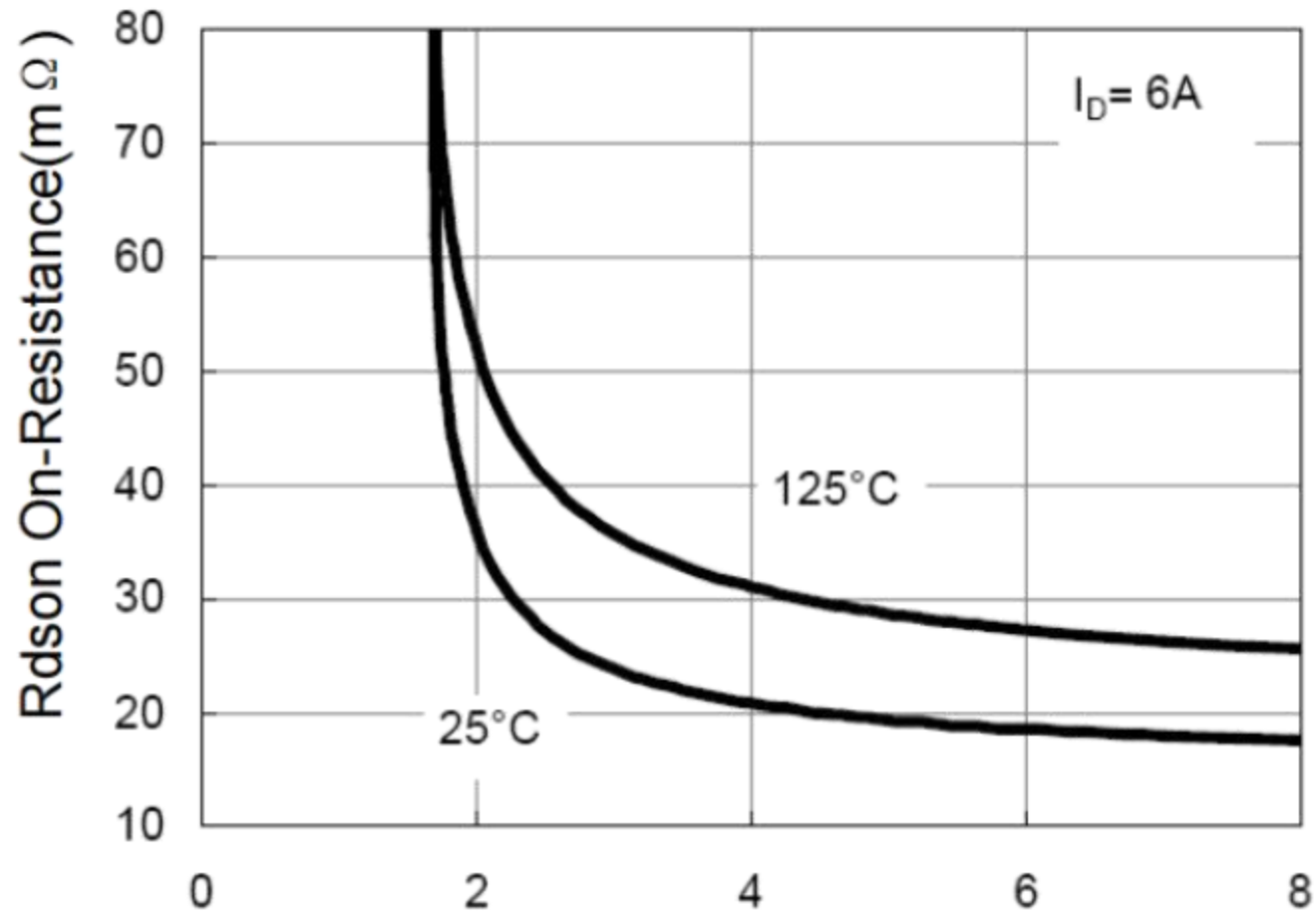
Electrical Characteristics at Ta=25°C Note 3)

Parameter	Symbol	Test Conditions	Min.	Typ.	Max.	Units
Drain to Source Breakdown Voltage	$V_{(BR)DSS}$	$I_D = 250\mu A, V_{GS} = 0V$	20			V
Zero-Gate Voltage Drain Current	I_{DSS}	$V_{DS} = 20V, V_{GS} = 0V$			1	μA
Gate to Source Leakage Current	I_{GSS1}	$V_{GS} = \pm 12V, V_{SS} = 0V$			± 100	nA
Gate Threshold Voltage	$V_{GS(th)}$	$V_{DS}=V_{GS}, I_{DS}=250\mu A$	0.5	0.75	1.2	V
Static Drain to Source On-State Resistance	$R_{DS(on)}$	$I_D = 6A, V_{GS} = 4.5V$		19	25	mΩ
		$I_D = 3A, V_{GS} = 2.5V$		23	30	mΩ
Forward Transconductance	G_{FS}	$I_D = 4.5A, V_{DS} = 5V$		10		S
Input Capacitance	C_{iss}	$V_{GS}=0V,$ $V_{DS}=8V,$ Frequency=1.0MHz		600		pF
Output Capacitance	C_{oss}			330		pF
Reverse Transfer Capacitance	C_{rss}			140		pF
Turn-ON Delay Time	$t_{d(on)}$	$V_{DD} = 10V, I_D = 1A,$ $V_{GS} = 4.5V, R_G = 6\Omega$		10		ns
Rise Time	t_r			11		ns
Turn-OFF Delay Time	$t_{d(off)}$			35		ns
Fall Time	t_f			30		ns
Total Gate Charge	Q_g	$V_{DS} = 10V,$ $V_{GS} = 4.5V,$ $I_D = 6A$		10		nC
	Q_{gs}			2.3		nC
	Q_{gd}			1.5		nC
Diode Forward Voltage	V_{FSD}	$I_S = 4A, V_{GS} = 0V$		0.85	1.2	V

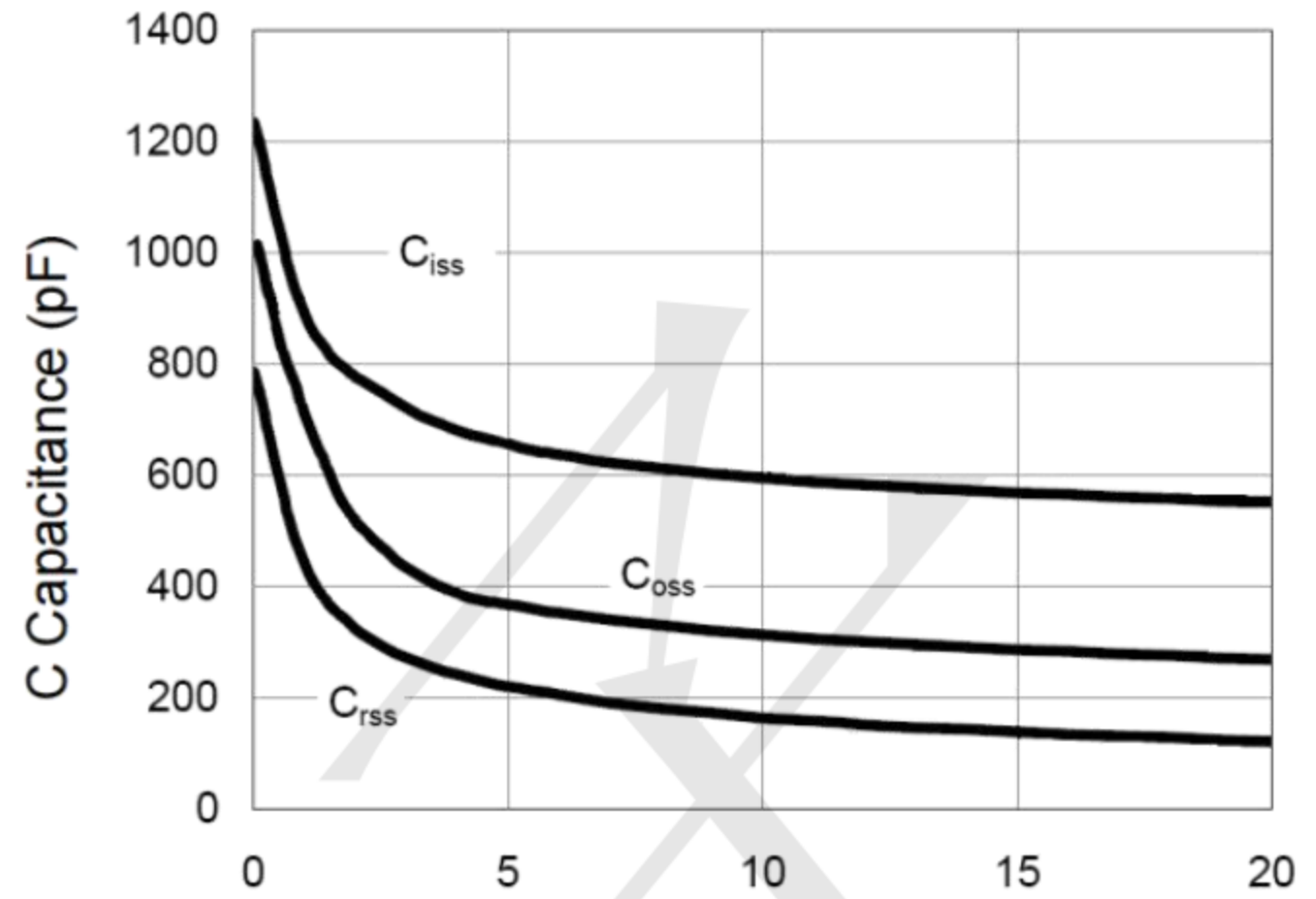
Note 3: Product parametric performance is indicated in the Electrical Characteristics for the listed test conditions, unless otherwise noted. Product performance may not be indicated by the Electrical Characteristics if operated under different conditions.

Typical Electrical Characteristic Curves

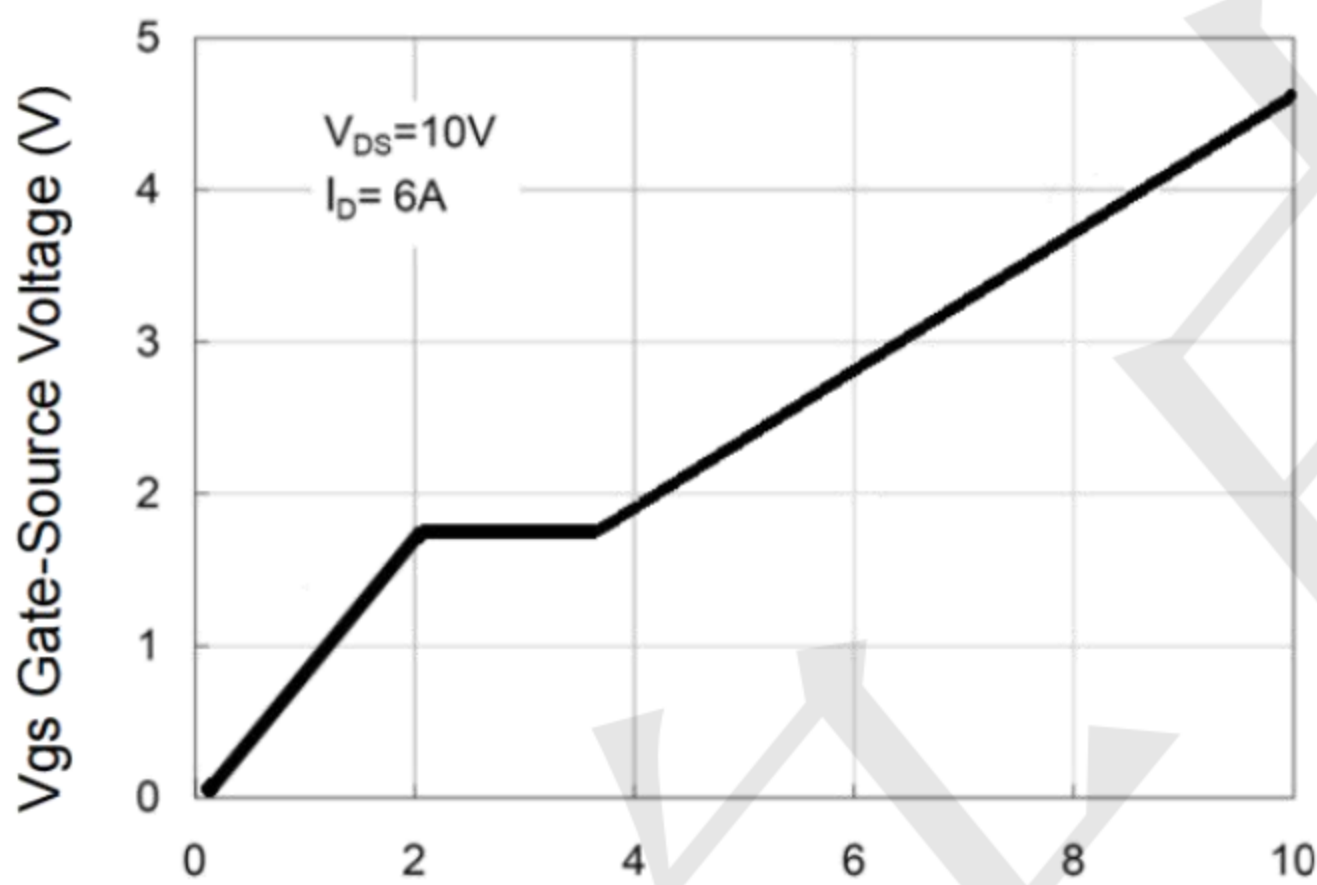




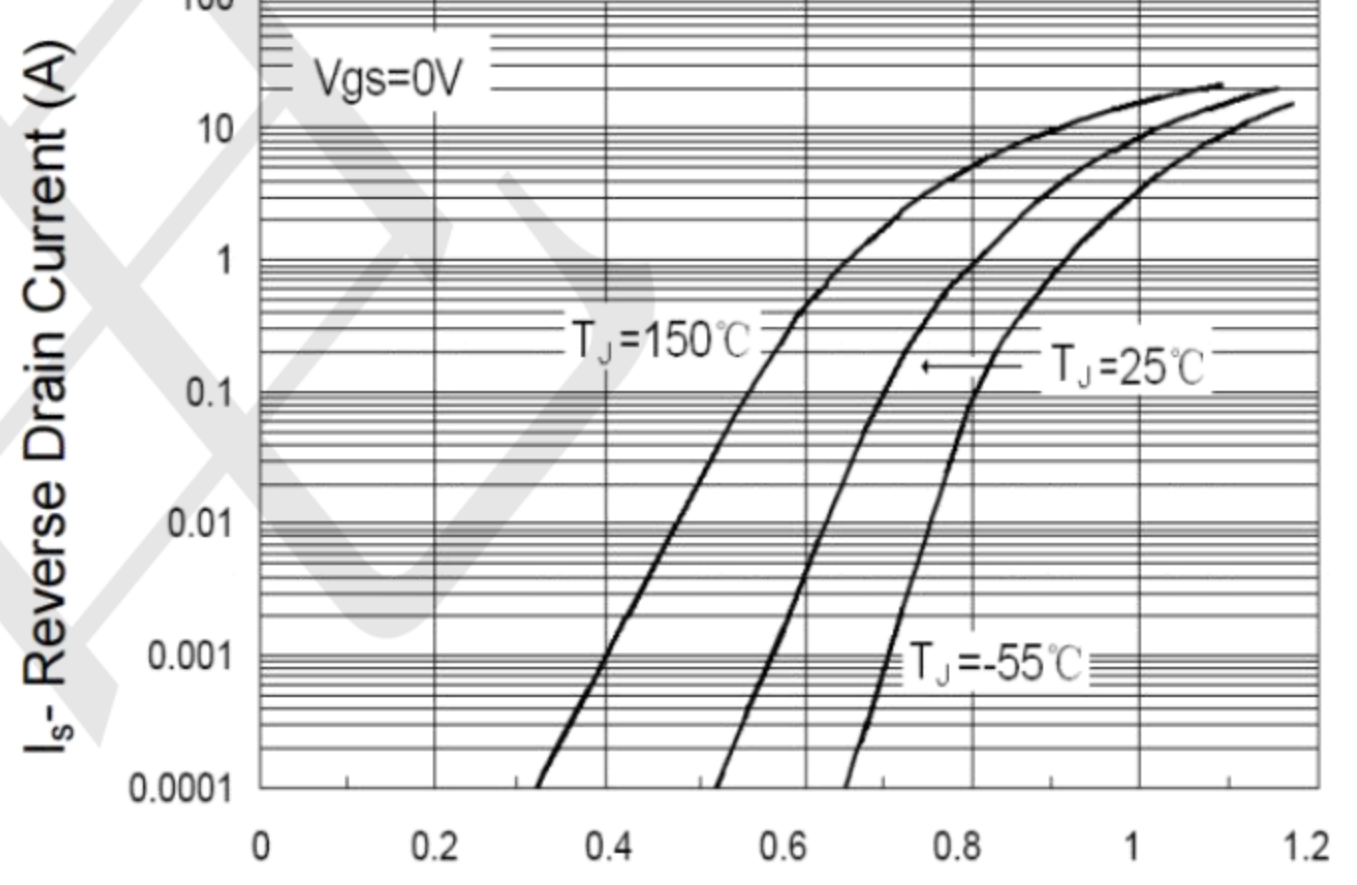
Vgs Gate-Source Voltage (V)
Rdson vs Vgs



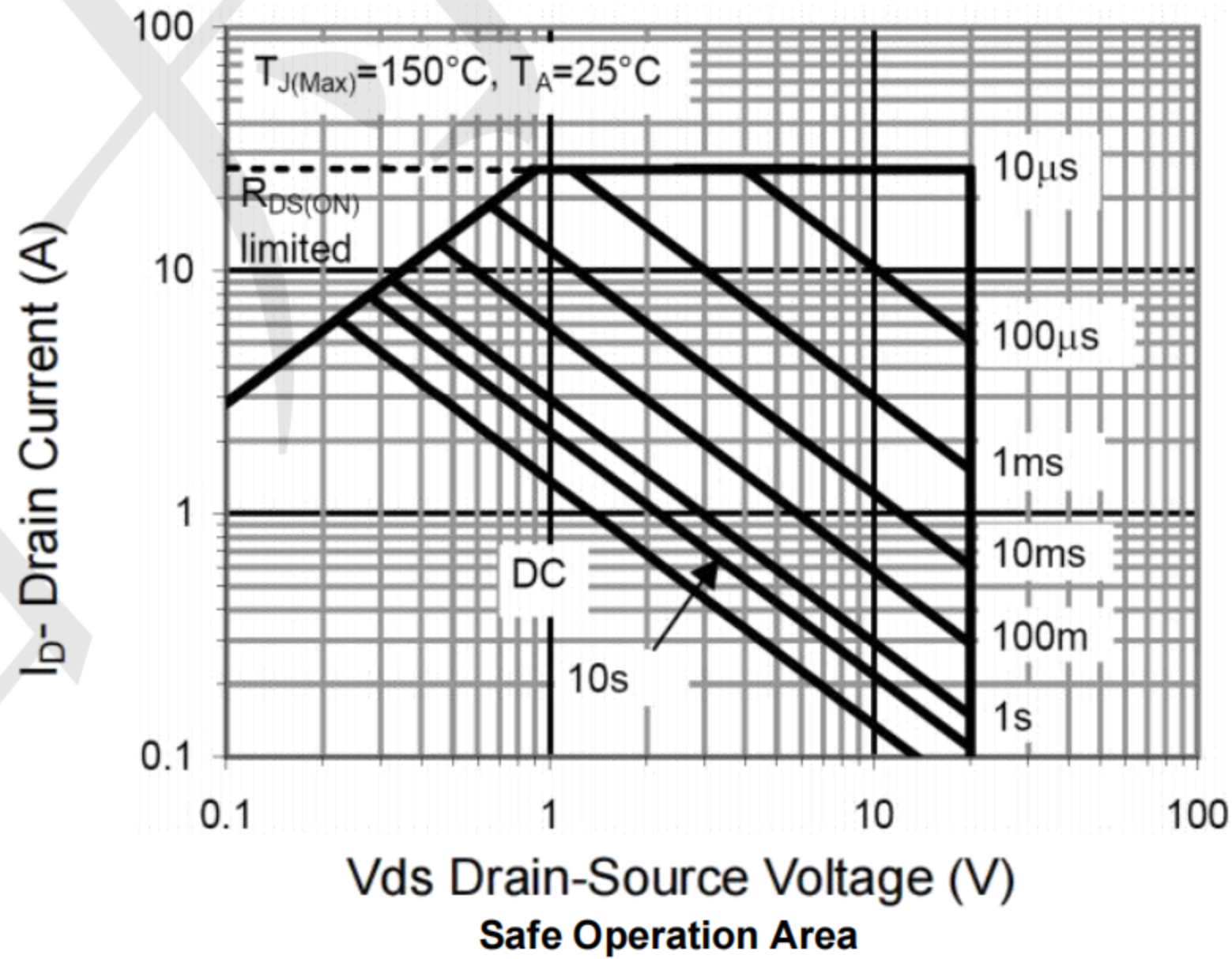
Vds Drain-Source Voltage (V)
Capacitance vs Vds

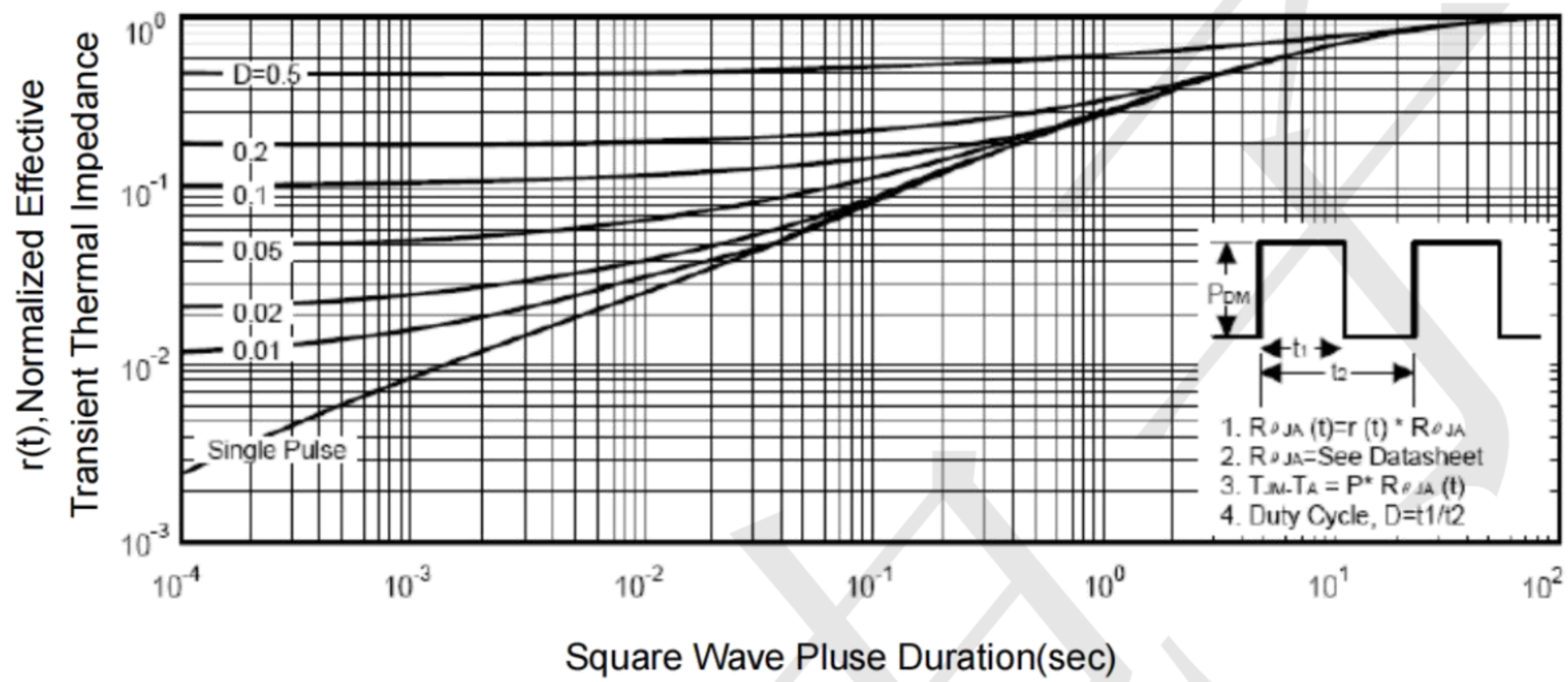


Qg Gate Charge (nC)
Gate Charge



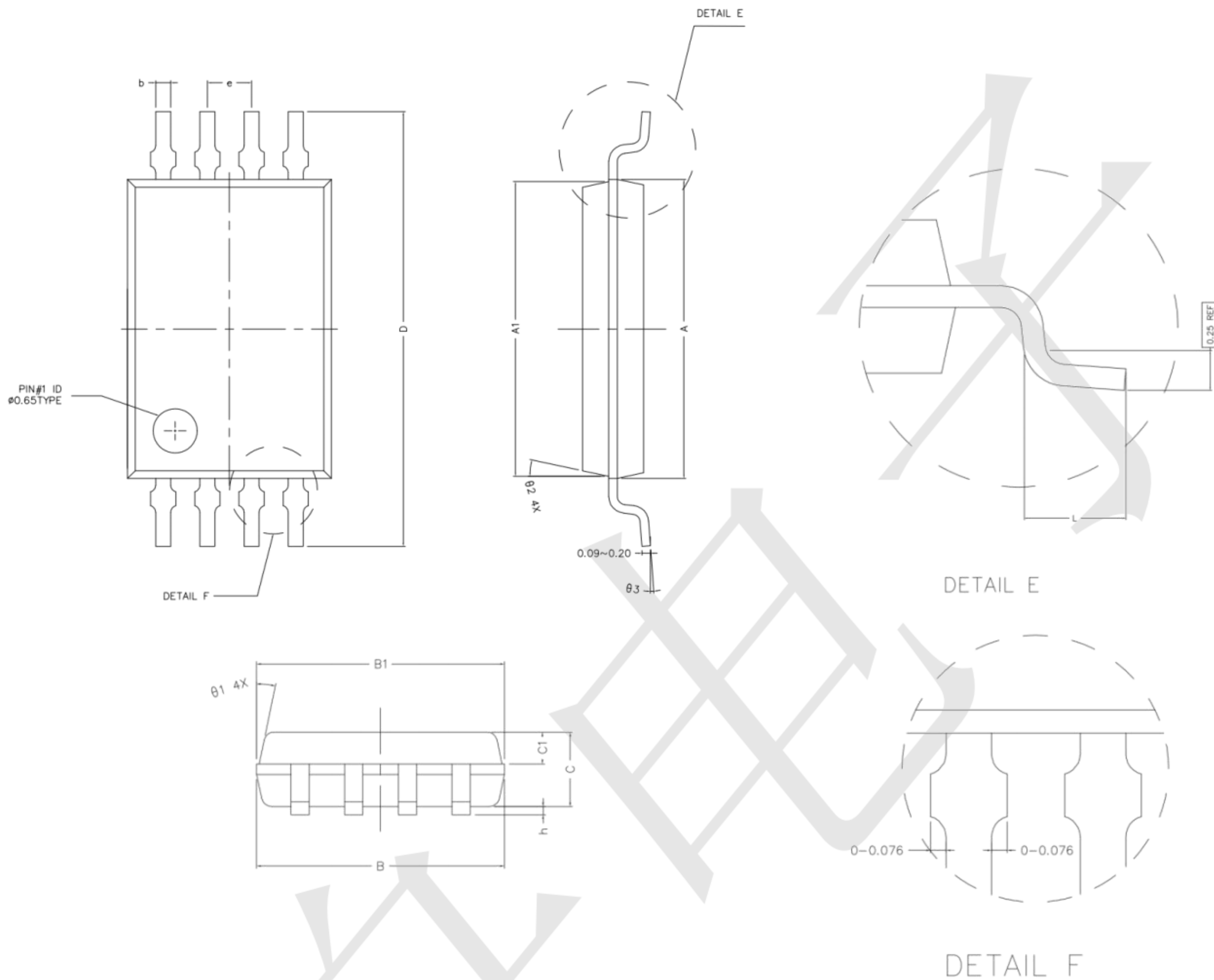
Vsd Source-Drain Voltage (V)
Source- Drain Diode Forward





Normalized Maximum Transient Thermal Impedance

Outline Drawing - TSSOP8



COMMON DIMENSIONS (UNITS OF MEASURE IS mm)			
	MIN	NORMAL	MAX
A	4.300	4.400	4.500
A1	4.240	4.340	4.440
B	2.900	3.000	3.100
B1	2.840	2.940	3.040
C	0.850	0.900	0.950
C1	0.337	0.387	0.437
D	6.250	6.400	6.550
L	0.450	0.600	0.750
b	0.170	0.220	0.300
h	0.050	0.100	0.150
e	0.650TYPE		
θ_1	12° TYPE		
θ_2	12° TYPE		
θ_3	0° ~ 7°		

X-ON Electronics

Largest Supplier of Electrical and Electronic Components

Click to view similar products for [MOSFET](#) category:

Click to view products by [TECH PUBLIC](#) manufacturer:

Other Similar products are found below :

[IRFD120](#) [JANTX2N5237](#) [2SK2267\(Q\)](#) [BUK455-60A/B](#) [TK100A10N1,S4X\(S](#) [MIC4420CM-TR](#) [VN1206L](#) [NDP4060](#) [SI4482DY](#)
[IRS2092STRPBF-EL](#) [IPS70R2K0CEAKMA1](#) [TK31J60W5,S1VQ\(O](#) [TK31J60W,S1VQ\(O](#) [TK16J60W,S1VQ\(O](#) [2SK2614\(TE16L1,Q\)](#)
[JANTX2N6798](#) [DMN1017UCP3-7](#) [EFC2J004NUZTDG](#) [P85W28HP2F-7071](#) [DMN1053UCP4-7](#) [NTE2384](#) [DMC2700UDMQ-7](#)
[DMN2080UCB4-7](#) [DMN61D9UWQ-13](#) [US6M2GTR](#) [DMN31D5UDJ-7](#) [DMP22D4UFO-7B](#) [IPS60R3K4CEAKMA1](#) [DMN1006UCA6-7](#)
[DMN16M9UCA6-7](#) [STF5N65M6](#) [IRF40H233XTMA1](#) [STU5N65M6](#) [DMN6022SSD-13](#) [DMN13M9UCA6-7](#) [DMTH10H4M6SPS-13](#)
[IPS60R360PFD7SAKMA1](#) [DMN2990UFB-7B](#) [IPZ60R060C7XKSA1](#) [SSM3K35CT,L3F](#) [IPLK60R1K0PFD7ATMA1](#)
[IPP65R190CFD7AAKSA1](#) [IPB80P03P4L04ATMA2](#) [2N7002W-G](#) [IPP65R041CFD7XKSA1](#) [MCAC30N06Y-TP](#)
[IPWS65R035CFD7AXKSA1](#) [IPD85P04P4L06ATMA2](#) [MCQ7328-TP](#) [SSM3J143TU,LXHF](#)