

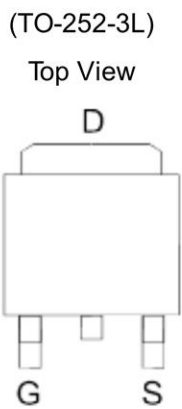
**Features**

- $R_{DS(ON)} \leq 100m\Omega @ V_{GS}=10V$
- Super high density cell design for extremely low  $R_{DS(ON)}$
- Exceptional on-resistance and maximum DC current

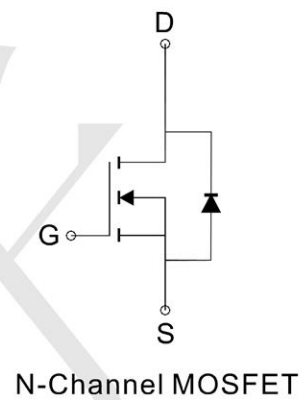
**Application**

- Power Management in Note book
- DC/DC Converter
- Load Switch
- LCD Display inverter

**Package and Pin Configuration**



**Circuit diagram**



**Marking:**



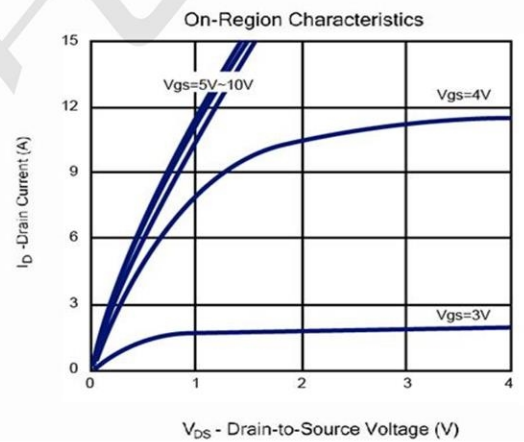
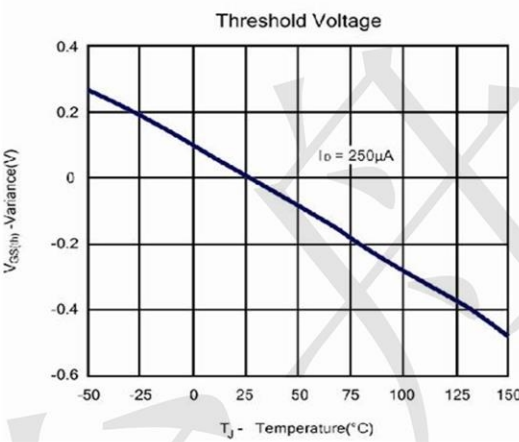
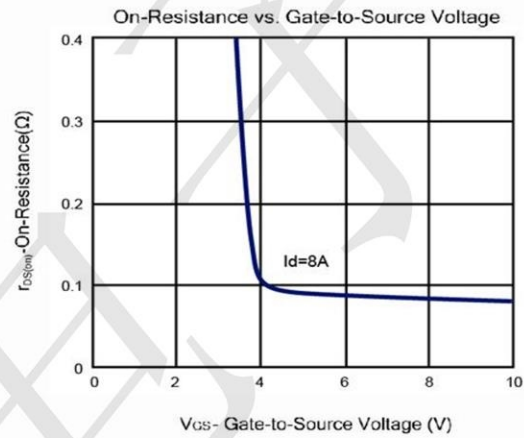
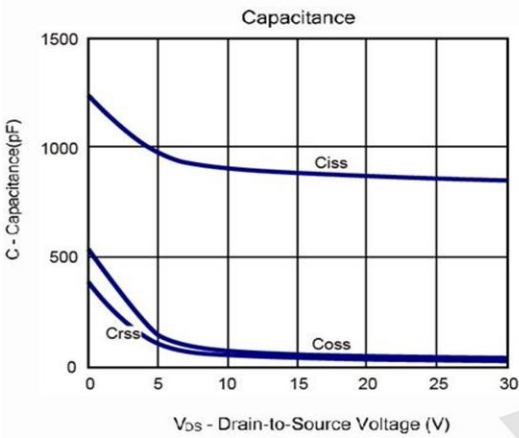
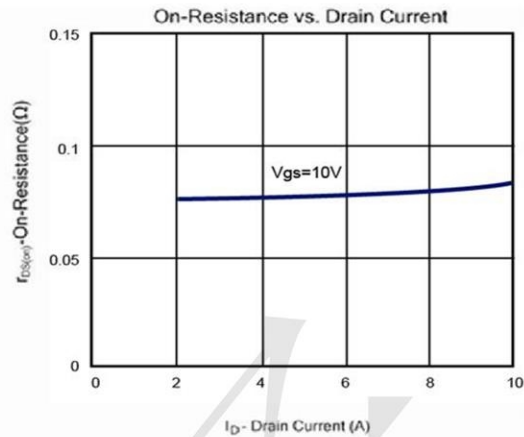
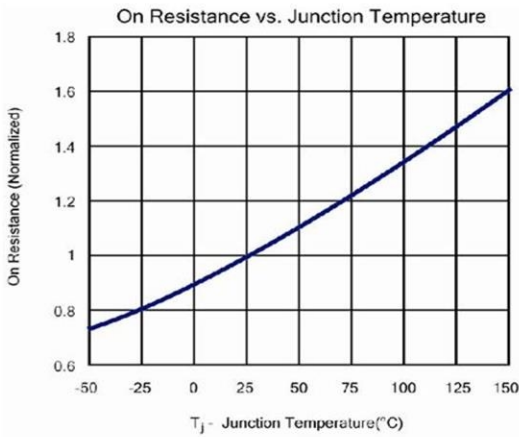
**Absolute Maximum Ratings** ( $T_c=25^\circ C$  unless otherwise specified)

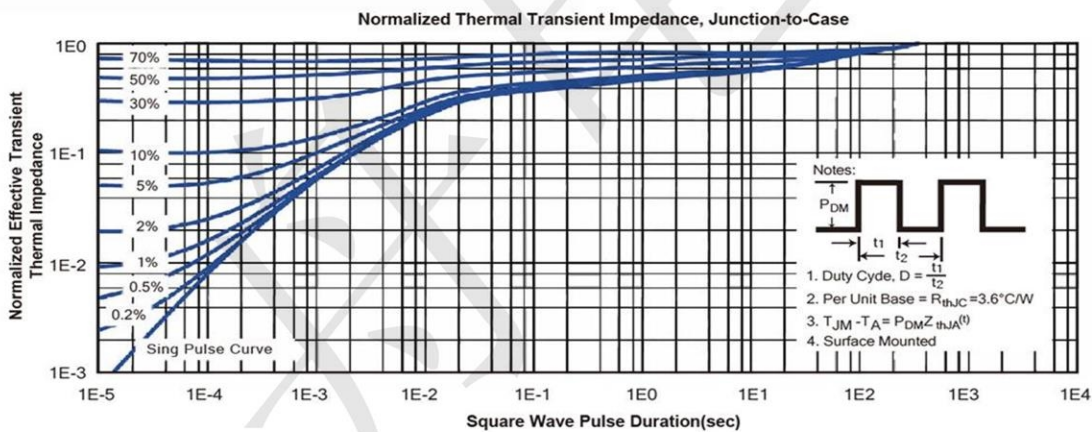
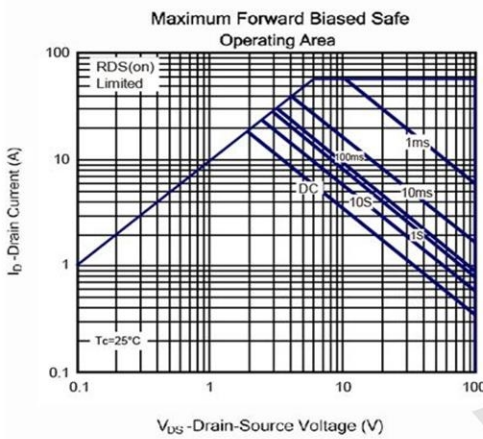
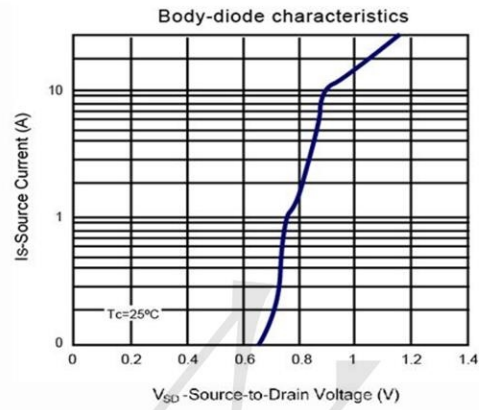
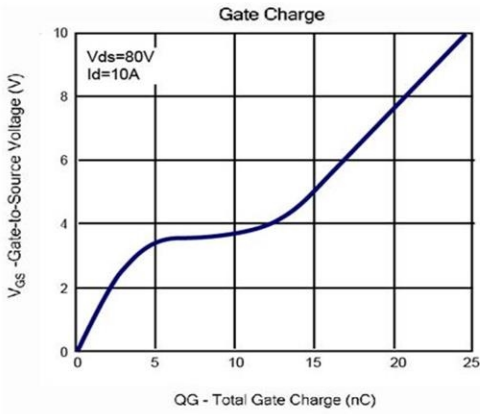
Parameter	Symbol	Maximum Ratings	Unit
Drain-Source Voltage	$V_{DS}$	100	V
Gate-Source Voltage	$V_{GS}$	$\pm 20$	V
Continuous Drain Current	$I_D$	$T_c=25^\circ C$	14.7
		$T_c=70^\circ C$	13.6
Pulsed Drain Current	$I_{DM}$	59	A
Maximum Power Dissipation	$P_D$	$T_c=25^\circ C$	34.7
		$T_c=70^\circ C$	22.2
Junction and Storage Temperature Range	$T_J, T_{stg}$	-55 to 150	$^\circ C$
Thermal Resistance-Junction to Case *	$R_{\theta JC}$	3.6	$^\circ C/W$

**Electrical Characteristics** ( $T_J=25^\circ\text{C}$  unless otherwise specified)

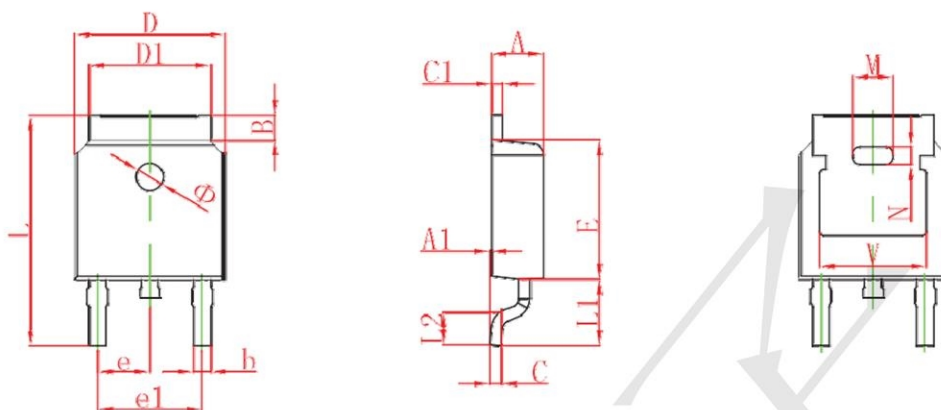
Symbol	Parameter	Limit	Min	Typ	Max	Unit
<b>STATIC</b>						
BV <sub>DSS</sub>	Drain-Source Breakdown Voltage	V <sub>GS</sub> =0V, I <sub>D</sub> =250 $\mu$ A	100			V
V <sub>GS(th)</sub>	Gate Threshold Voltage	V <sub>DS</sub> =V <sub>GS</sub> , I <sub>D</sub> =250 $\mu$ A	1		3	V
I <sub>GSS</sub>	Gate Leakage Current	V <sub>DS</sub> =0V, V <sub>GS</sub> = $\pm$ 20V			$\pm$ 100	nA
I <sub>DSS</sub>	Zero Gate Voltage Drain Current	V <sub>DS</sub> =80V, V <sub>GS</sub> =0V			1	$\mu$ A
R <sub>DS(ON)</sub>	Drain-Source On-Resistance <sup>a</sup>	V <sub>GS</sub> =10V, I <sub>D</sub> =8A		80	100	m $\Omega$
V <sub>SD</sub>	Diode Forward Voltage	I <sub>S</sub> =8A, V <sub>GS</sub> =0V		0.9	1.2	V
<b>DYNAMIC</b>						
Q <sub>g</sub>	Total Gate Charge	V <sub>DS</sub> =80V, V <sub>GS</sub> =10V, I <sub>D</sub> =10A		24		nC
Q <sub>g</sub>	Total Gate Charge	V <sub>DS</sub> =80V, V <sub>GS</sub> =4.5V, I <sub>D</sub> =10A		13		
Q <sub>gs</sub>	Gate-Source Charge			4.6		
Q <sub>gd</sub>	Gate-Drain Charge			7.6		
C <sub>iss</sub>	Input Capacitance	V <sub>DS</sub> =15V, V <sub>GS</sub> =0V, f=1MHz		882		pF
C <sub>oss</sub>	Output Capacitance			57		
C <sub>rss</sub>	Reverse Transfer Capacitance			44		
t <sub>d(on)</sub>	Turn-On Delay Time	V <sub>DS</sub> =50V, R <sub>L</sub> =5 $\Omega$ , V <sub>GS</sub> =10V, R <sub>G</sub> =1 $\Omega$ , I <sub>D</sub> =1A		14		ns
t <sub>r</sub>	Turn-On Rise Time			33		
t <sub>d(off)</sub>	Turn-Off Delay Time			39		
t <sub>f</sub>	Turn-Off Fall Time			5		

**Typical Electrical and Thermal Characteristic Curves**





**TO252 Package Information**



Symbol	Dimensions In Millimeters		Dimensions In Inches	
	Min.	Max.	Min.	Max.
A	2.200	2.380	0.087	0.094
A1	0.000	0.100	0.000	0.004
B	0.800	1.400	0.031	0.055
b	0.710	0.810	0.028	0.032
c	0.460	0.560	0.018	0.022
c1	0.460	0.560	0.018	0.022
D	6.500	6.700	0.256	0.264
D1	5.130	5.460	0.202	0.215
E	6.000	6.200	0.236	0.244
e	2.286 TYP.		0.090 TYP.	
e1	4.327	4.727	0.170	0.186
M	1.778REF.		0.070REF.	
N	0.762REF.		0.018REF.	
L	9.800	10.400	0.386	0.409
L1	2.9REF.		0.114REF.	
L2	1.400	1.700	0.055	0.067
V	4.830 REF.		0.190 REF.	
⌀	1.100	1.300	0.043	0.0±1



## X-ON Electronics

Largest Supplier of Electrical and Electronic Components

*Click to view similar products for [MOSFET](#) category:*

*Click to view products by [TECH PUBLIC](#) manufacturer:*

Other Similar products are found below :

[IRFD120](#) [JANTX2N5237](#) [2SK2267\(Q\)](#) [BUK455-60A/B](#) [TK100A10N1,S4X\(S](#) [MIC4420CM-TR](#) [VN1206L](#) [NDP4060](#) [SI4482DY](#)  
[IRS2092STRPBF-EL](#) [IPS70R2K0CEAKMA1](#) [TK31J60W5,S1VQ\(O](#) [TK31J60W,S1VQ\(O](#) [TK16J60W,S1VQ\(O](#) [2SK2614\(TE16L1,Q\)](#)  
[DMN1017UCP3-7](#) [EFC2J004NUZTDG](#) [P85W28HP2F-7071](#) [DMN1053UCP4-7](#) [NTE2384](#) [DMC2700UDMQ-7](#) [DMN2080UCB4-7](#)  
[DMN61D9UWQ-13](#) [US6M2GTR](#) [DMN31D5UDJ-7](#) [DMP22D4UFO-7B](#) [IPS60R3K4CEAKMA1](#) [DMN1006UCA6-7](#) [DMN16M9UCA6-7](#)  
[STF5N65M6](#) [IRF40H233XTMA1](#) [STU5N65M6](#) [DMN6022SSD-13](#) [DMN13M9UCA6-7](#) [DMTH10H4M6SPS-13](#) [IPS60R360PFD7SAKMA1](#)  
[DMN2990UFB-7B](#) [SSM3K35CT,L3F](#) [IPLK60R1K0PFD7ATMA1](#) [2N7002W-G](#) [MCAC30N06Y-TP](#) [IPWS65R035CFD7AXKSA1](#)  
[MCQ7328-TP](#) [SSM3J143TU,LXHF](#) [DMN12M3UCA6-7](#) [PJMF280N65E1\\_T0\\_00201](#) [PJMF380N65E1\\_T0\\_00201](#)  
[PJMF280N60E1\\_T0\\_00201](#) [PJMF600N65E1\\_T0\\_00201](#) [PJMF900N65E1\\_T0\\_00201](#)