


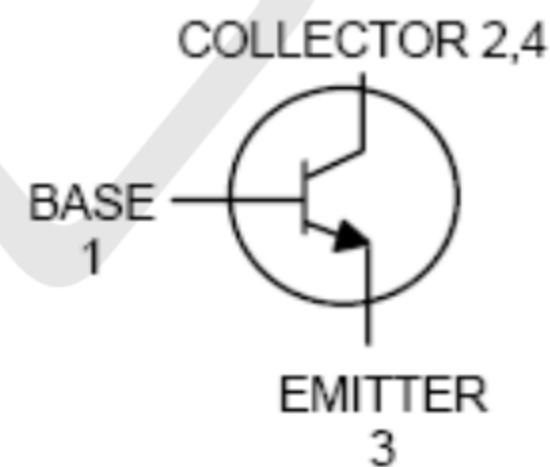


### Features

- High Voltage
- High Voltage Amplifier Application



### Circuit Diagram



Marking: ZT5551

### Absolute Maximum Ratings (T<sub>amb</sub>=25°C unless otherwise specified)

Symbol	Parameter	Value	Unit
V <sub>CBO</sub>	Collector-Base Voltage	180	V
V <sub>CEO</sub>	Collector-Emitter Voltage	160	V
V <sub>EBO</sub>	Emitter-Base Voltage	6	V
I <sub>C</sub>	Collector Current	600	mA
P <sub>C</sub>	Collector Power Dissipation	1	W
R <sub>θJA</sub>	Thermal Resistance From Junction To Ambient	125	°C/W
T <sub>J</sub> , T <sub>stg</sub>	Operation Junction and Storage Temperature Range	-55~+150	°C

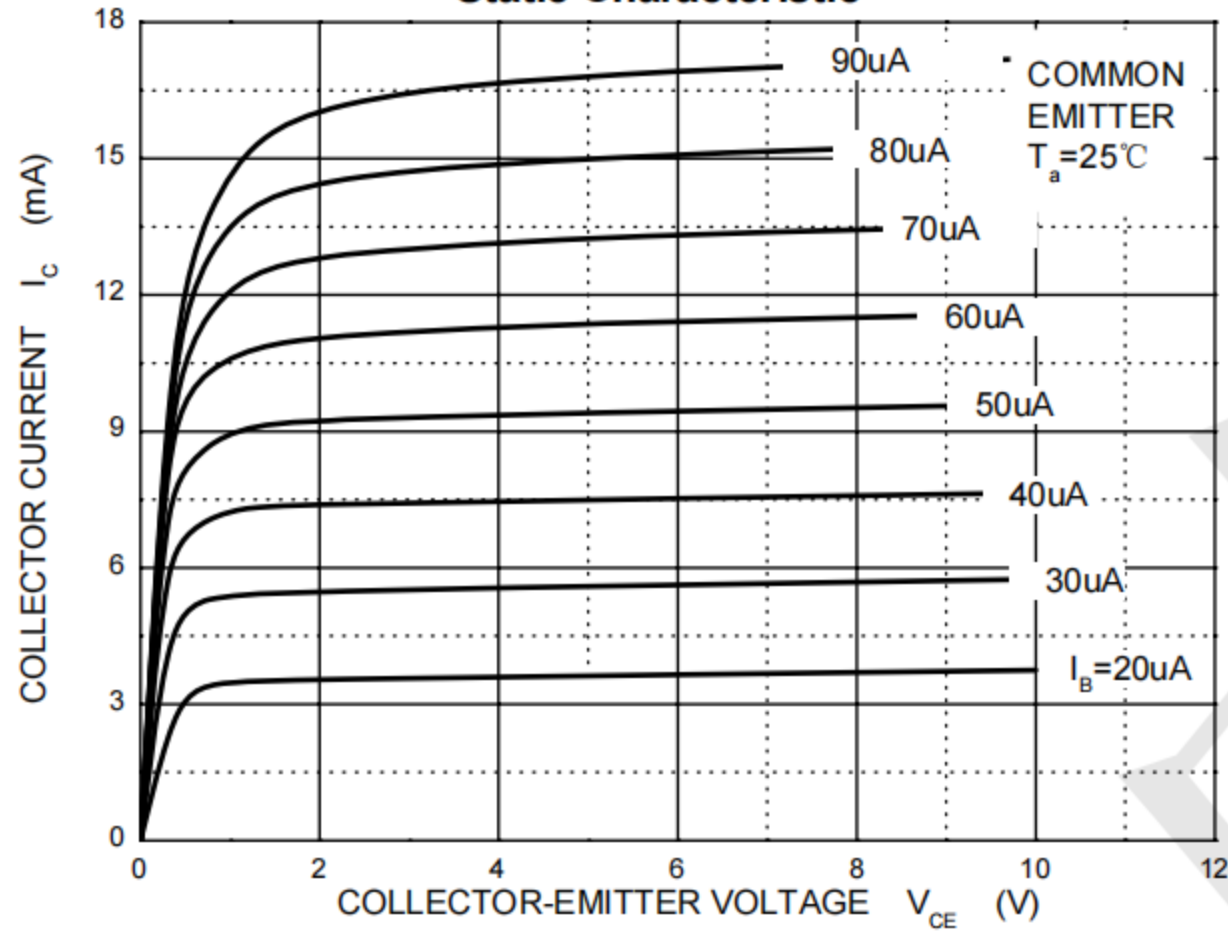


**Electrical Characteristics** (TA=25°C unless otherwise specified)

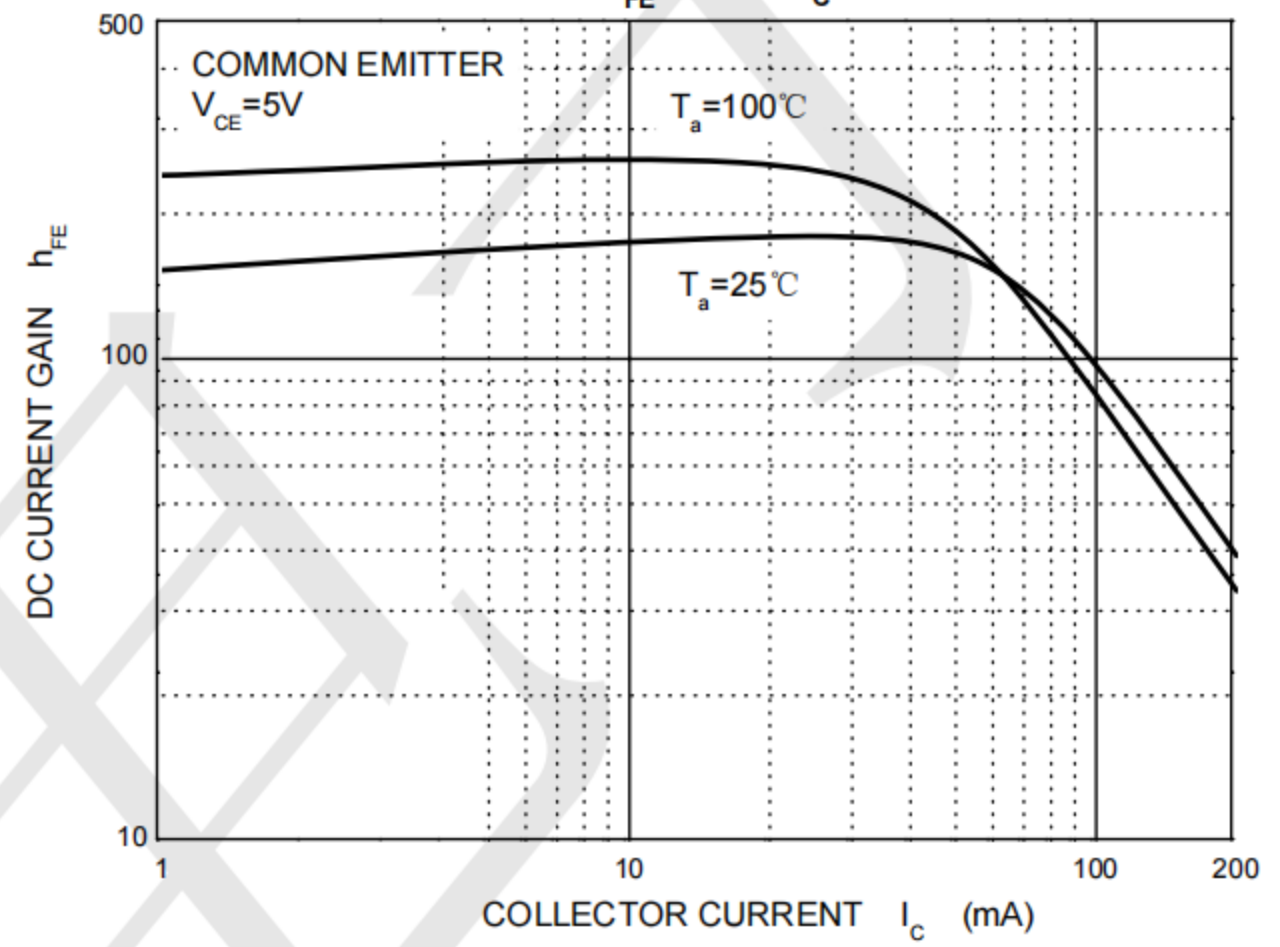
Parameter	Symbol	Test conditions	Min	Typ	Max	Unit
Collector-base breakdown voltage	$V_{(BR)CBO}$	$I_C=0.1mA, I_E=0$	180			V
Collector-emitter breakdown voltage	$V_{(BR)CEO}$	$I_C=1mA, I_B=0$	160			V
Emitter-base breakdown voltage	$V_{(BR)EBO}$	$I_E=0.01mA, I_C=0$	6			V
Collector cut-off current	$I_{CBO}$	$V_{CB}=120V, I_E=0$			50	nA
Emitter cut-off current	$I_{EBO}$	$V_{EB}=4V, I_C=0$			50	nA
DC current gain	$h_{FE(1)}$	$V_{CE}=5V, I_C=1mA$	80			
	$h_{FE(2)}$	$V_{CE}=5V, I_C=10mA$	100		300	
	$h_{FE(3)}$	$V_{CE}=5V, I_C=50mA$	30			
Collector-emitter saturation voltage	$V_{CE(sat)}$	$I_C=10mA, I_B=1mA$			0.15	V
		$I_C=50mA, I_B=5mA$			0.2	V
Base-emitter saturation voltage	$V_{BE(sat)}$	$I_C=10mA, I_B=1mA$			1	V
		$I_C=50mA, I_B=5mA$			1	V
Transition frequency	$f_T$	$V_{CE}=10V, I_C=10mA, f=100MHz$	100		300	MHz
Collector output capacitance	$C_{ob}$	$V_{CB}=10V, I_E=0, f=1MHz$			6	pF
Emitter input capacitance	$C_{ib}$	$V_{BE}=0.5V, I_C=0, f=1MHz$			20	pF



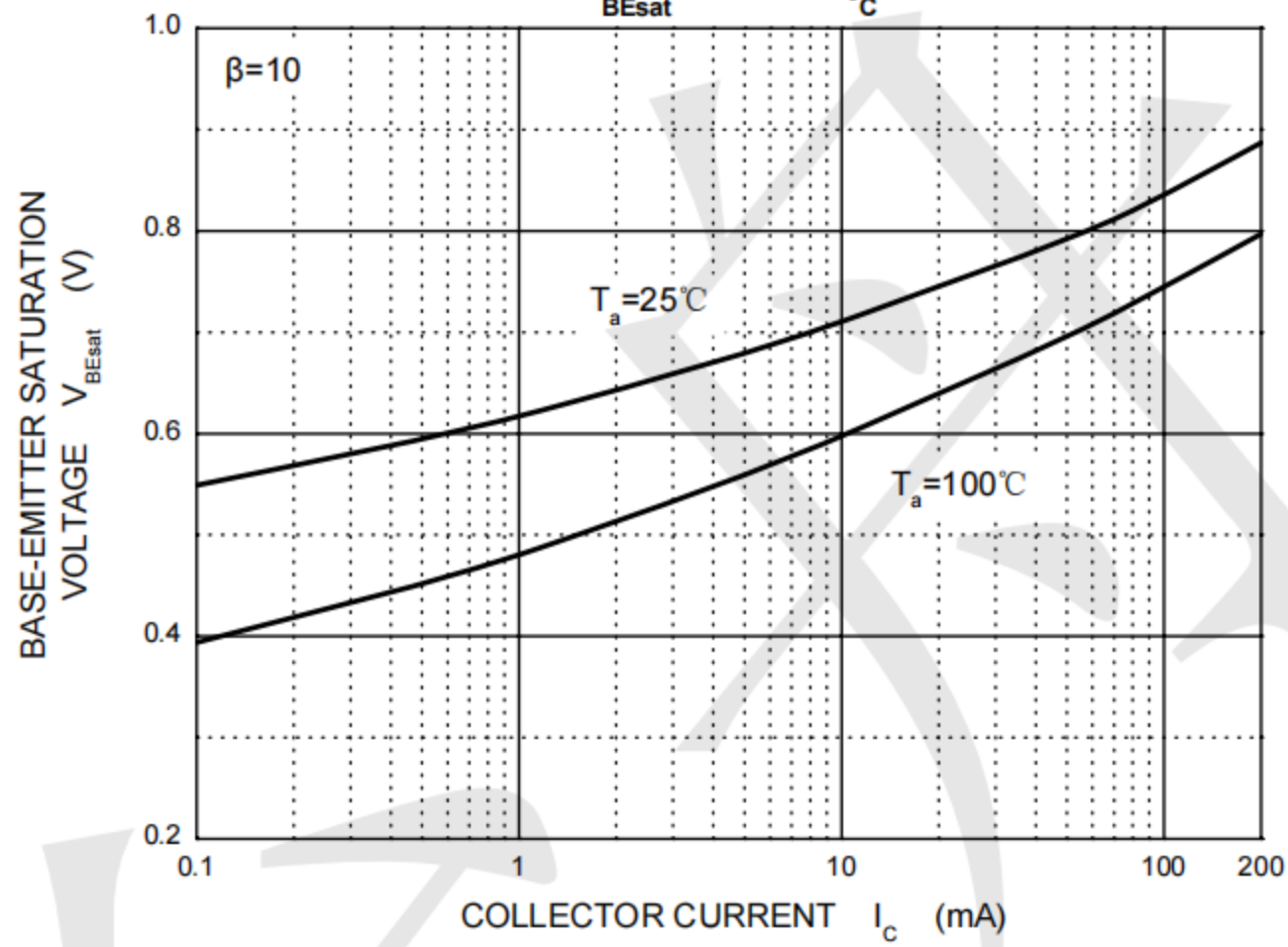
Static Characteristic



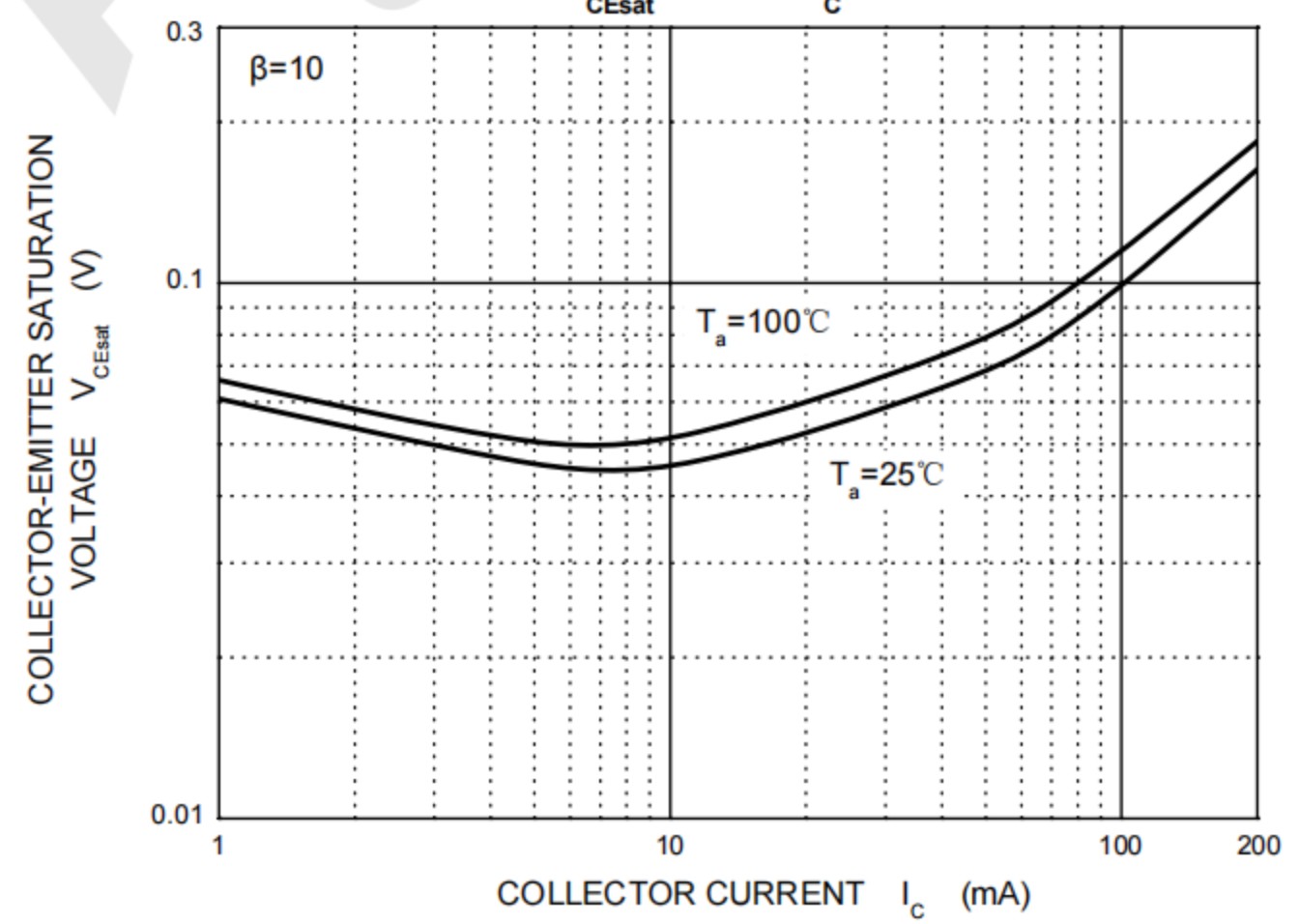
$h_{FE}$  —  $I_c$

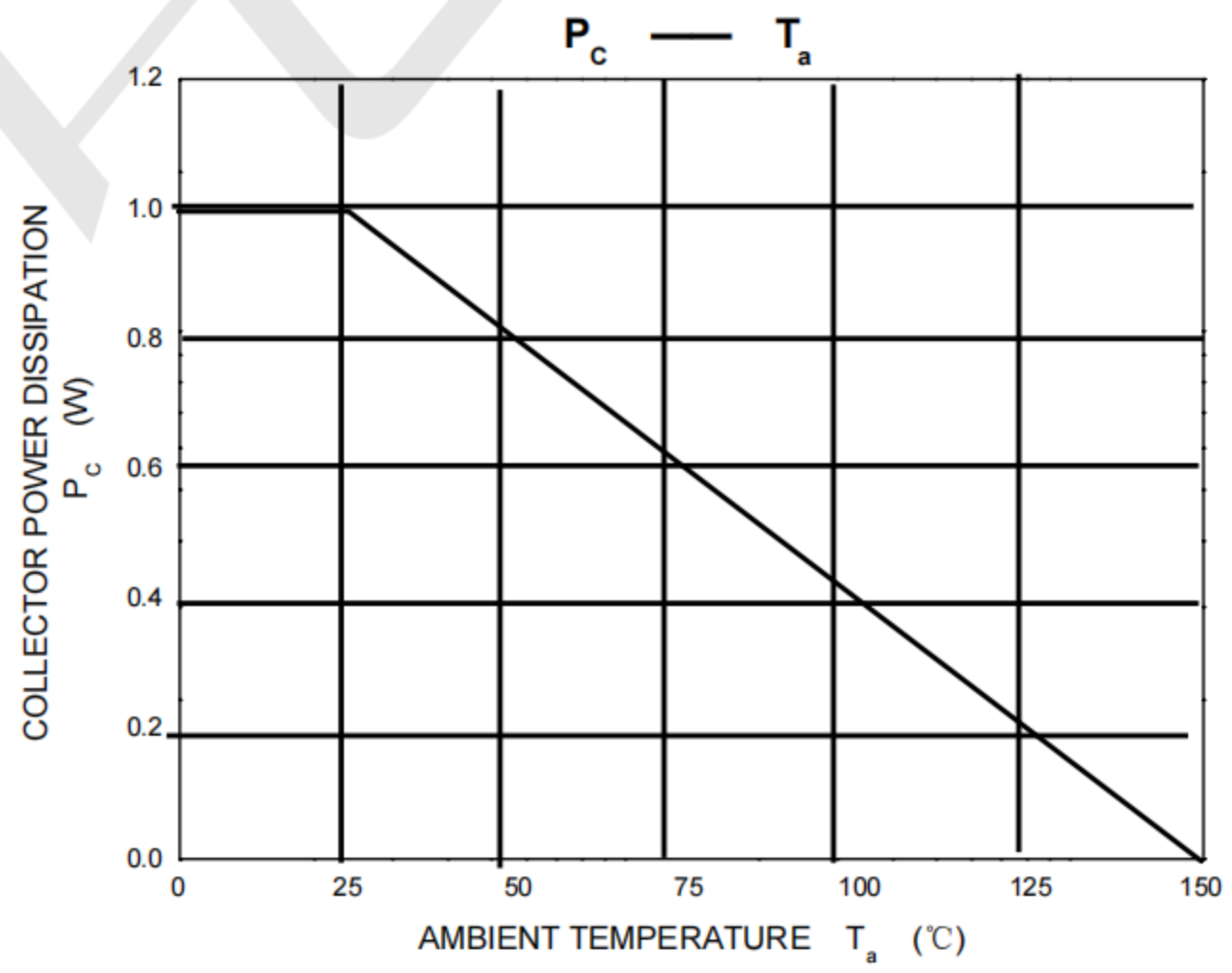
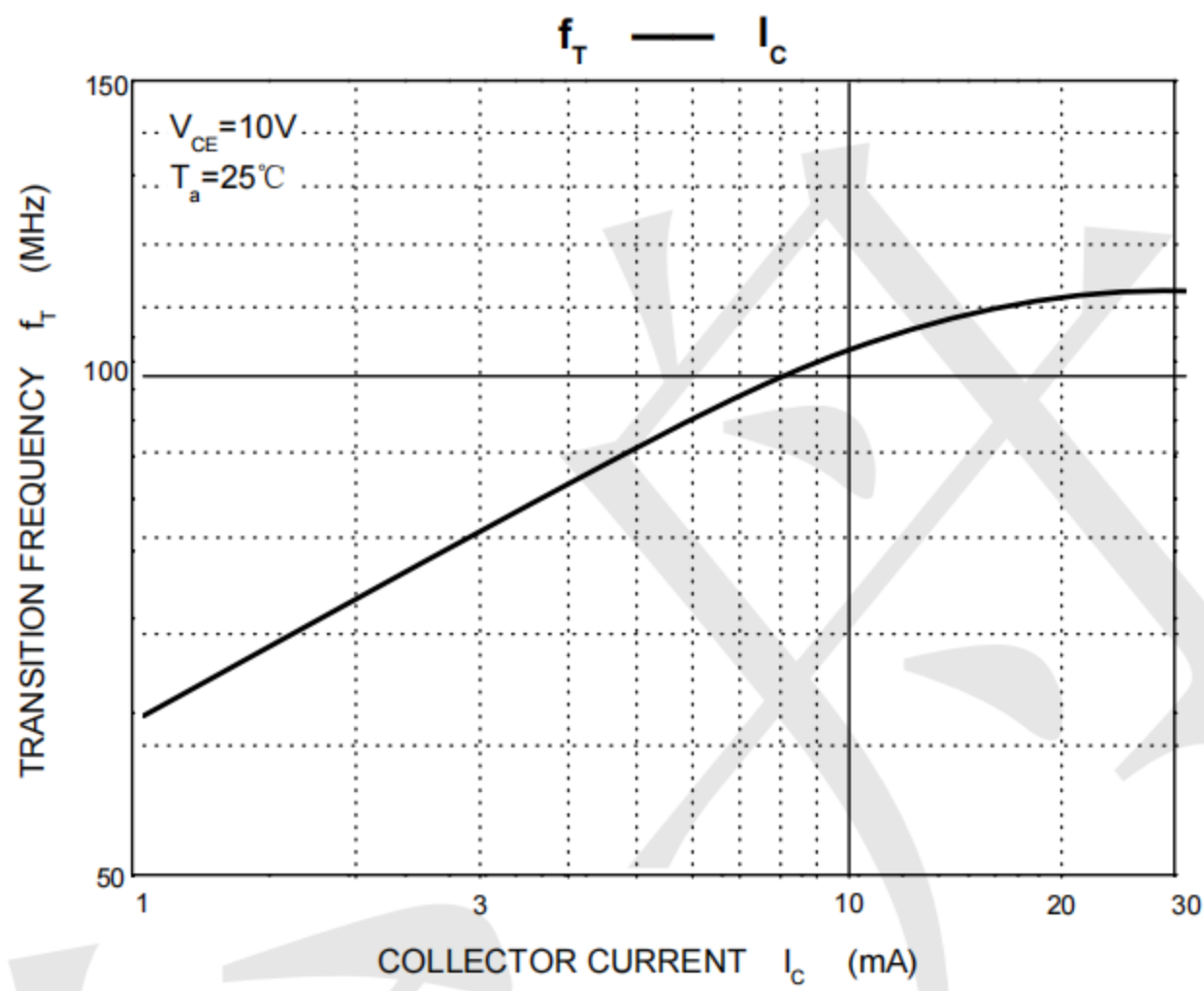
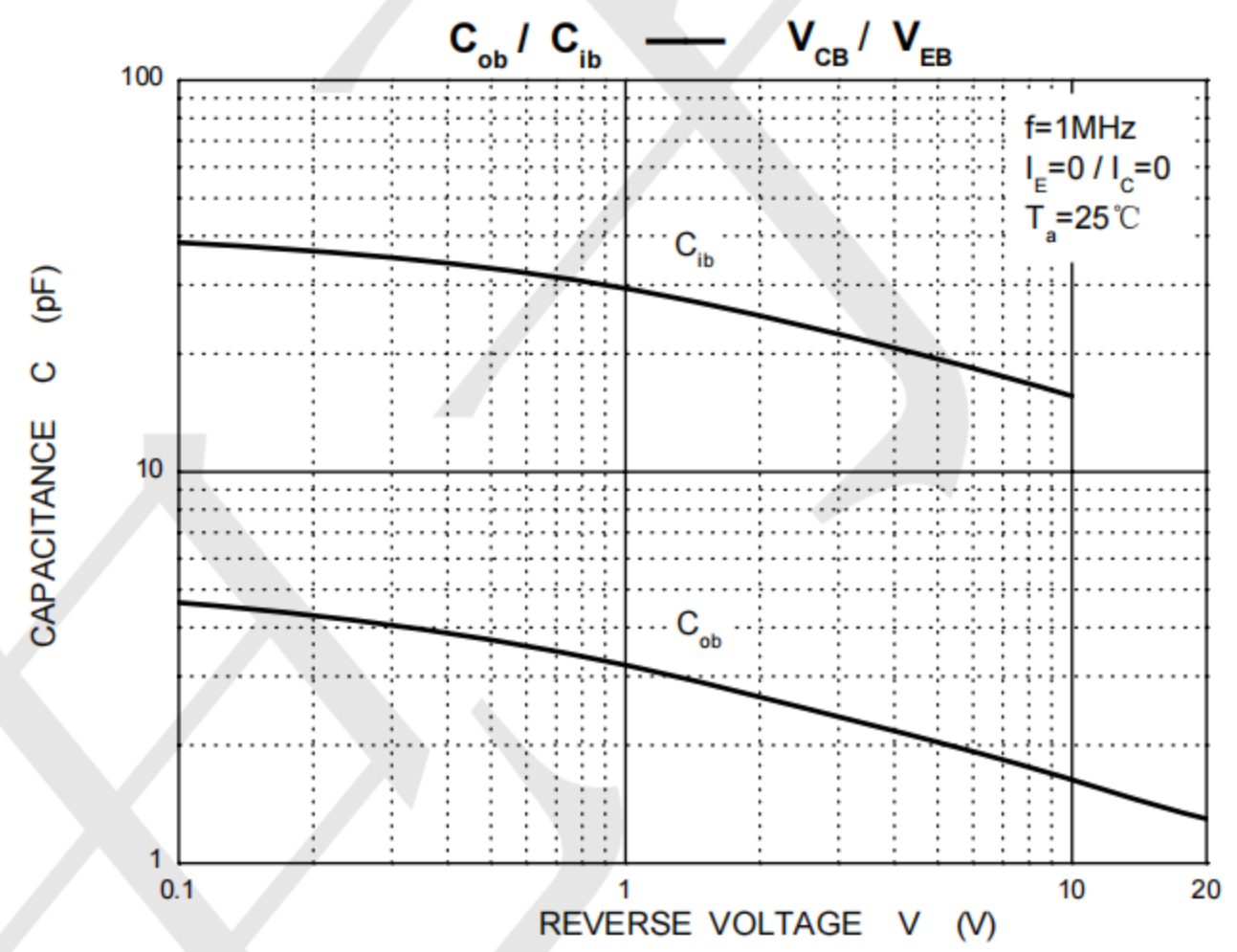
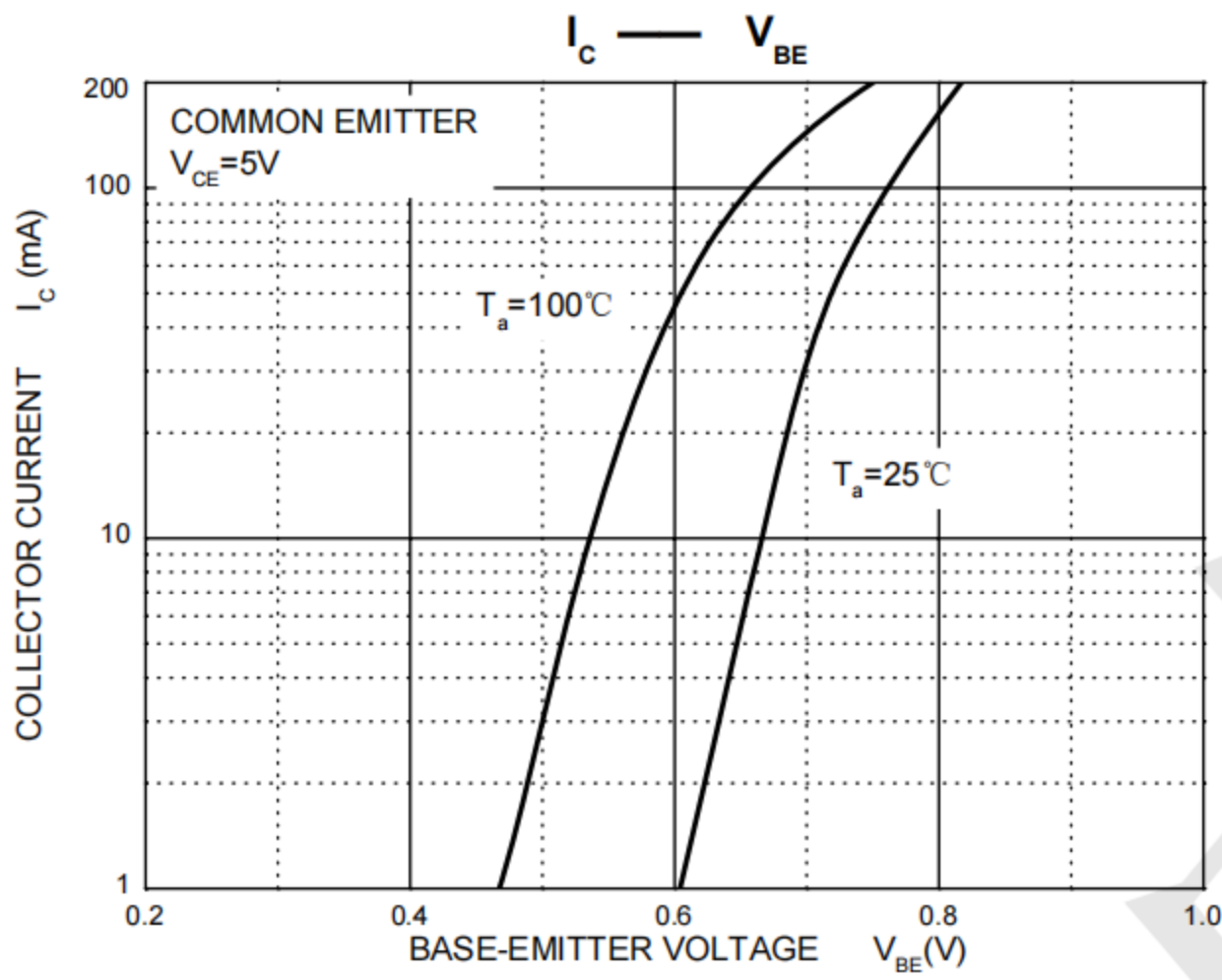


$V_{BEsat}$  —  $I_c$



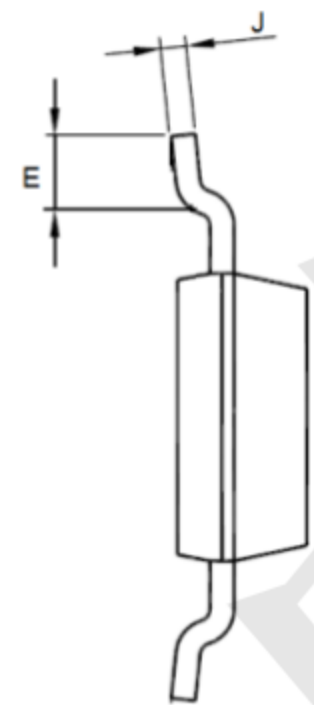
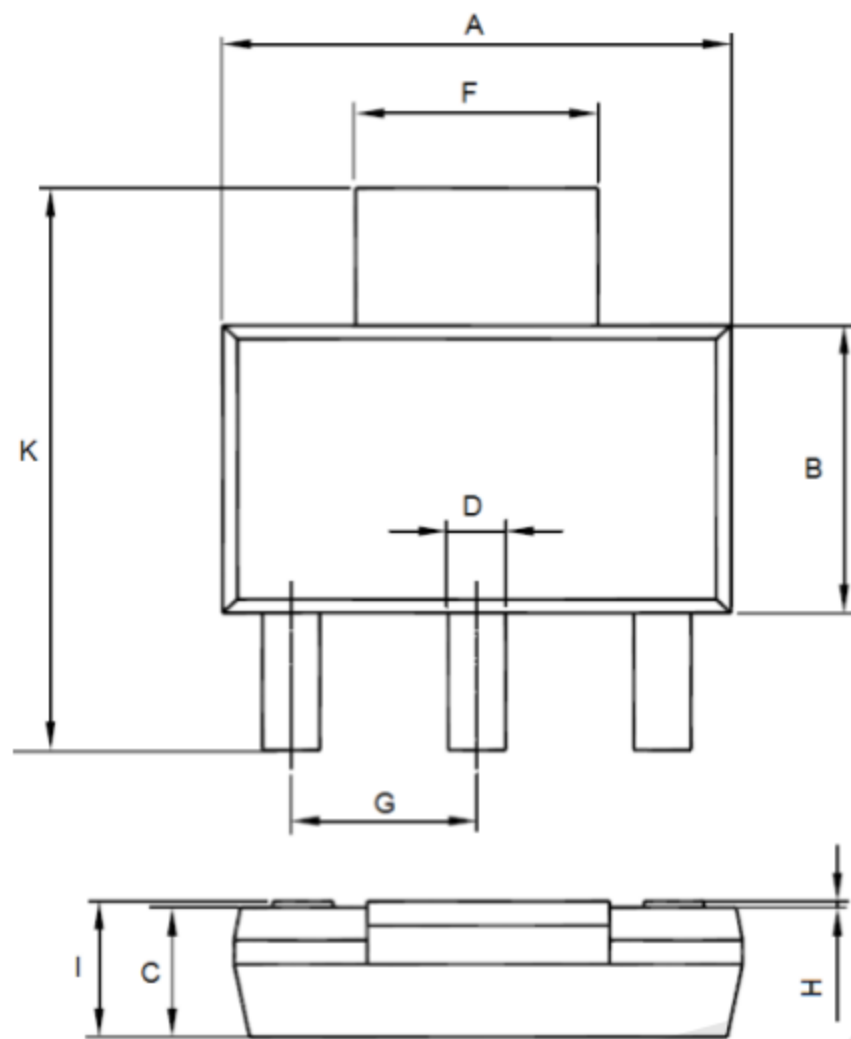
$V_{CEsat}$  —  $I_c$



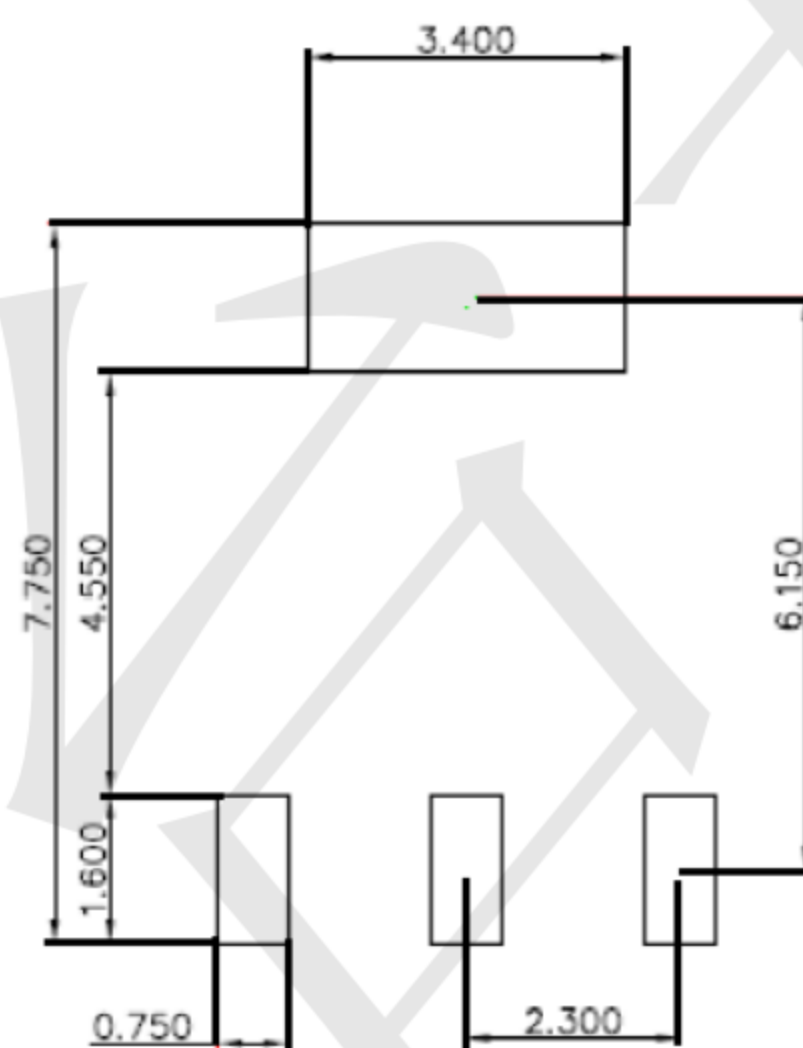




### Outline Drawing - SOT223



SOT-223		
Dim	Min	Max
A	6.10	6.50
B	3.30	3.70
C	1.50	1.70
D	0.66	0.82
E	0.90	1.15
F	2.90	3.10
G	2.20	2.40
H	0.02	0.10
I	1.52	1.80
J	0.20	0.40
K	6.70	7.30



## X-ON Electronics

Largest Supplier of Electrical and Electronic Components

*Click to view similar products for [Bipolar Transistors - BJT category](#):*

*Click to view products by [TECH PUBLIC manufacturer](#):*

Other Similar products are found below :

[BC559C](#) [MCH4017-TL-H](#) [MMBT-2369-TR](#) [BC546/116](#) [NJVMJD148T4G](#) [NTE16](#) [NTE195A](#) [IMX9T110](#) [2N4401-A](#) [2N4403](#) [2N6728](#)  
[2SA1419T-TD-H](#) [2SA2126-E](#) [2SB1204S-TL-E](#) [FMC5AT148](#) [2N2369ADCSM](#) [2N2907A](#) [2N3904-NS](#) [2N5769](#) [2SC4618TLN](#) [CPH6501-](#)  
[TL-E](#) [MCH4021-TL-E](#) [Jantx2N5416](#) [US6T6TR](#) [BAX18/A52R](#) [BC556/112](#) [IMZ2AT108](#) [MMST8098T146](#) [UMX21NTR](#) [MCH6102-TL-E](#)  
[TTA1452B,S4X\(S](#) [2N3879](#) [NTE13](#) [NTE282](#) [NTE323](#) [NTE350](#) [NTE81](#) [JANTX2N2920L](#) [JANTX2N3735](#) [JANSR2N2222AUB](#)  
[CMLT3946EG TR](#) [SNSS40600CF8T1G](#) [CMLT3906EG TR](#) [GRP-DATA-JANS2N2907AUB](#) [GRP-DATA-JANS2N2222AUA](#)  
[MMDT3946FL3-7](#) [2N4240](#) [JANS2N3019](#) [MSB30KH-13](#) [2N2221AUB](#)