

Features

- Ultra low capacitance: 1 pF Max I/O to GND
- Ultra low leakage: nA level
- Low operating voltage: 70V
- Uni-directional TVS Diode Array
- Low clamping voltage
- Complies with following standards:
 - IEC 61000-4-2 (ESD) immunity test
Air discharge: $\pm 15\text{kV}$
Contact discharge: $\pm 8\text{kV}$
 - IEC61000-4-4 (EFT) 40A (5/50ns)
- ROHS Compliant

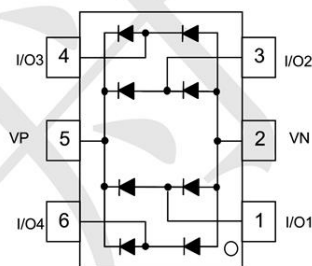
Mechanical Characteristics

- Package: SOT23-6
- Lead Finish: Matte Tin
- Case Material: "Green" Molding Compound.
- UL Flammability Classification Rating 94V-0
- Moisture Sensitivity: Level 3 per J-STD-020

Applications

- USB 2.0 and Firewire Port Protection
- LAN / WLAN Access Point terminals
- Video Signal Line Protection

Dimensions and Pin Configuration



SOT23-6

Marking: LG \square Or DALC

Absolute Maximum Ratings (Tamb=25°C unless otherwise specified)

PARAMETER	SYMBOL	VALUE	UNITS
Rectifier Repetitive Peak Reverse Voltage	V _{RRM}	70	V
ESD per IEC61000-4-2 (Air)	V _{ESD}	>15	kV
ESD per IEC61000-4-2 (Contact)		>8	
Surge Non Repetitive Forward Current-Rectangular waveform tp=2.5μs tp=1ms tp=100ms	I _{FRM}	6	A
		2	
		1	
Operating Junction and Storage Temperature Range	T _J , T _{STG}	-55 to 150	°C

Electrical Characteristics (TA=25°C unless otherwise specified)

PARAMETER	SYMBOL	TEST CONDITION	MIN.	TYP.	MAX.	UNITS
Peak Reverse Stand-Off Voltage	V _{RRM}		-	-	70	V
Reverse Breakdown Voltage	V _{BR}	I _{BR} =50μA	85	-	-	V
Reverse Leakage Current	I _R	V _{RWM} =70V	-	0.1	1	μA
Off State Junction Capacitance	C _J	0Vdc, f=1MHz between I/O lines and GND	-	-	1	pF
Off State Junction Capacitance	C _J	0Vdc, f=1MHz between I/O lines	-	-	0.9	pF

Typical Performance Characteristics ($T_A=25^\circ\text{C}$ unless otherwise Specified)

Fig1. 8/20 μs Pulse Waveform

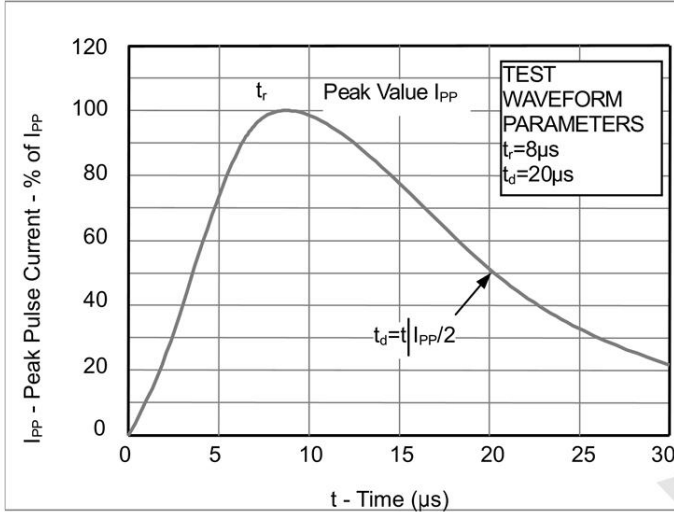


Fig2. ESD Pulse Waveform (according to IEC 61000-4-2)

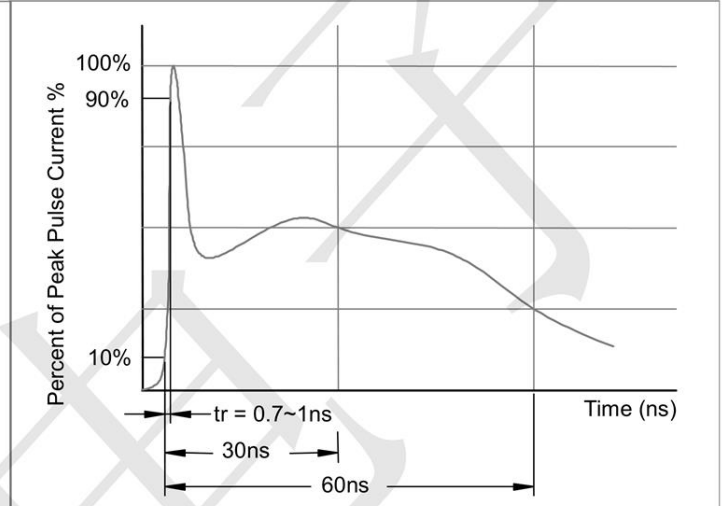
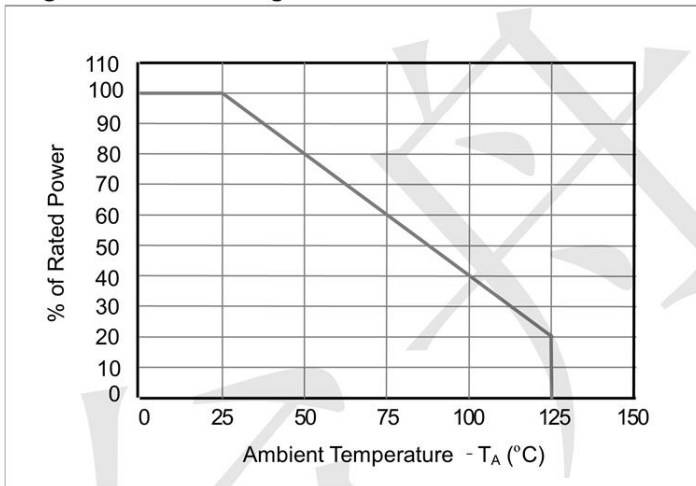
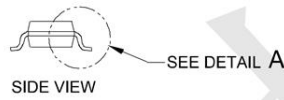
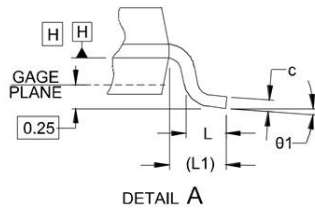
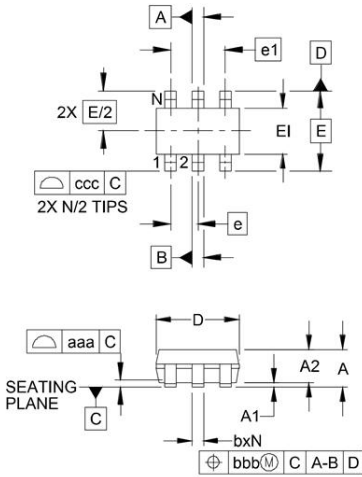


Fig3. Power Derating Curve

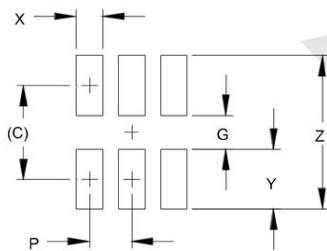


Outline Drawing - SOT23-6



DIM	INCHES		MILLIMETERS	
	MIN	NOM MAX	MIN	NOM MAX
A	.035	- .057	0.90	- 1.45
A1	.000	- .006	0.00	- 0.15
A2	.035	.045 .051	.90	1.15 1.30
b	.010	- .020	0.25	- 0.50
c	.003	- .009	0.08	- 0.22
D	.110	.114 .118	2.80	2.90 3.00
E1	.060	.063 .069	1.50	1.60 1.75
E	.110 BSC		2.80 BSC	
e	.037 BSC		0.95 BSC	
e1	.075 BSC		1.90 BSC	
L	.012	.018 .024	0.30	0.45 0.60
L1	(.024)		(0.60)	
N	6		6	
θ1	0°	- 10°	0°	- 10°
aaa	.004		0.10	
bbb	.008		0.20	
ccc	.008		0.20	

Land Pattern - SOT23-6



DIM	DIMENSIONS	
	INCHES	MILLIMETERS
C	(.098)	(2.50)
G	.055	1.40
P	.037	0.95
X	.024	0.60
Y	.043	1.10
Z	.141	3.60

X-ON Electronics

Largest Supplier of Electrical and Electronic Components

Click to view similar products for [MOSFET](#) category:

Click to view products by [TECH PUBLIC](#) manufacturer:

Other Similar products are found below :

[IRFD120](#) [JANTX2N5237](#) [2SK2267\(Q\)](#) [BUK455-60A/B](#) [TK100A10N1,S4X\(S](#) [MIC4420CM-TR](#) [VN1206L](#) [NDP4060](#) [SI4482DY](#)
[IRS2092STRPBF-EL](#) [IPS70R2K0CEAKMA1](#) [SQM120N06-3M5L-GE3](#) [TK31J60W5,S1VQ\(O](#) [TK31J60W,S1VQ\(O](#) [TK16J60W,S1VQ\(O](#)
[2SK2614\(TE16L1,Q\)](#) [DMN1017UCP3-7](#) [EFC2J004NUZTDG](#) [P85W28HP2F-7071](#) [NTE2384](#) [DMC2700UDMQ-7](#) [DMN2080UCB4-7](#)
[DMN61D9UWQ-13](#) [US6M2GTR](#) [DMN31D5UDJ-7](#) [DMP22D4UFO-7B](#) [IPS60R3K4CEAKMA1](#) [DMN1006UCA6-7](#) [DMN16M9UCA6-7](#)
[STF5N65M6](#) [IRF40H233XTMA1](#) [STU5N65M6](#) [DMN6022SSD-13](#) [DMN13M9UCA6-7](#) [DMTH10H4M6SPS-13](#) [IPS60R360PFD7SAKMA1](#)
[DMN2990UFB-7B](#) [SSM3K35CT,L3F](#) [IPLK60R1K0PFD7ATMA1](#) [2N7002W-G](#) [MCAC30N06Y-TP](#) [IPWS65R035CFD7AXKSA1](#)
[MCQ7328-TP](#) [SSM3J143TU,LXHF](#) [DMN12M3UCA6-7](#) [PJMF280N65E1_T0_00201](#) [PJMF380N65E1_T0_00201](#)
[PJMF280N60E1_T0_00201](#) [PJMF600N65E1_T0_00201](#) [PJMF900N65E1_T0_00201](#)