

Features

- Ultra small package: 0.6x0.3x0.3mm
- Ultra low capacitance: 0.12 pF typical
- Ultra low leakage: nA level
- Low operating voltage: $\pm 5V$
- Low clamping voltage
- 2-pin leadless package
- - IEC 61000-4-2 (ESD) immunity test
Air discharge: $\pm 18kV$
Contact discharge: $\pm 8 kV$
– IEC61000-4-5 (Lightning) 4 A (8/20 μs)
- These are Pb-Free Devices
- Response Time is Typically $< 1 ns$

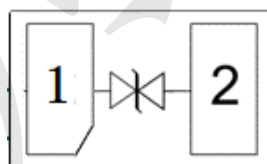
Mechanical Characteristics

- Package: DFN0603-2 (0201)
- Lead Finish: Matte Tin
- Case Material: “Green” Molding Compound.
- Moisture Sensitivity: Level 3 per J-STD-020
- Terminal Connections: See Diagram Below
- Shipping Qty : 10000/7Inch Tape & Reel

Applications

- HDMI 1.3/1.4 and HDMI 2.0
- USB 2.0 and USB 3.0/3.1/4.0
- MHL
- LVDS Interfaces
- FM Antenna
- PCI Express
- eSATA Interfaces

Dimensions and Pin Configuration



Marking:

T*

“T” is part number, fixed

“X” is the internal code

Absolute Maximum Ratings (T_{amb}=25°C unless otherwise specified)

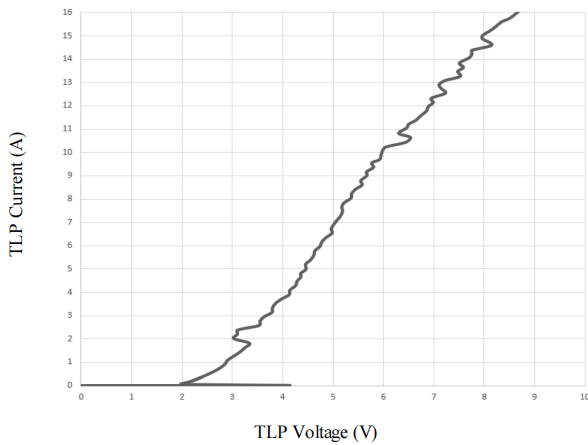
Rating	Symbol	Value	Units
Peak Pulse Power (tp = 8/20μs)	Ppk	25	W
Peak Pulse Current (tp = 8/20μs)	I _{PP}	4	A
ESD per IEC 61000-4-2 (Air) ¹ ESD per IEC 61000-4-2 (Contact) ¹	V _{ESD}	±18 ±8	kV
Operating Temperature	T _J	-55 to +125	°C
Storage Temperature	T _{STG}	-55 to +150	°C

Electrical Characteristics (T_A=25°C unless otherwise specified)

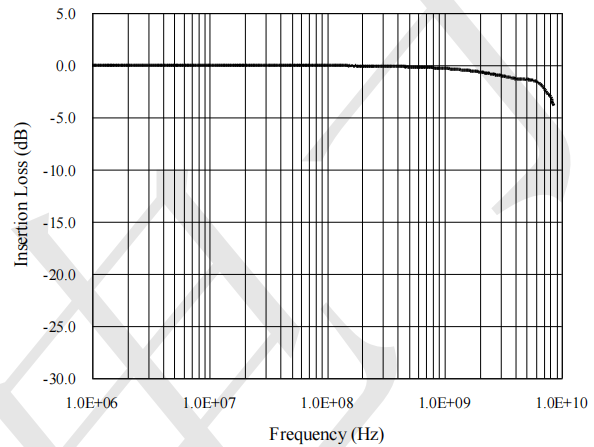
Parameter	Symbol	Conditions	Minimum	Typical	Maximum	Units
Reverse Stand-Off Voltage	V _{RWM}				1.0	V
Reverse Breakdown Voltage	V _{BR}	I _t = 1mA	1.2			V
Reverse Leakage Current	I _R	V _{RWM} = 1.0V, T=25°C			0.1	μA
Clamping Voltage	V _C	I _{PP} = 1A, tp = 8/20μs			3.5	V
Clamping Voltage	V _C	I _{PP} = 4A, tp = 8/20μs			5	V
Clamping Voltage	V _C	I _{TLP} = 8A, tp = 100ns		5.5		
Clamping Voltage	V _C	I _{TLP} = 16A, tp = 100ns		8.5		
Dynamic Resistance ^{2, 3, 4}	R _D	tp = 100ns		0.35		Ohms
Junction Capacitance	C _J	V _R = 0V, f = 1MHz		0.13		pF

Typical Performance Characteristics ($T_A=25^\circ\text{C}$ unless otherwise Specified)

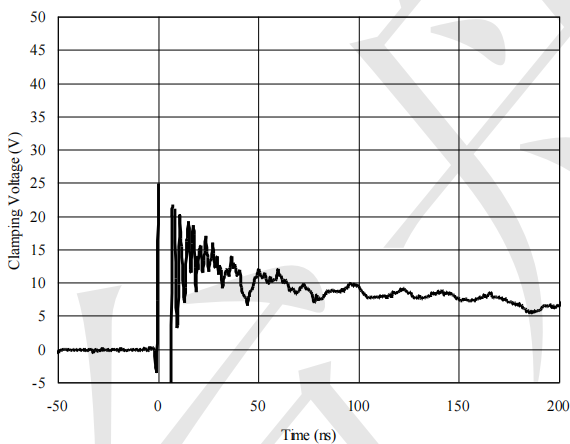
TLP Measurement of I/O to I/O



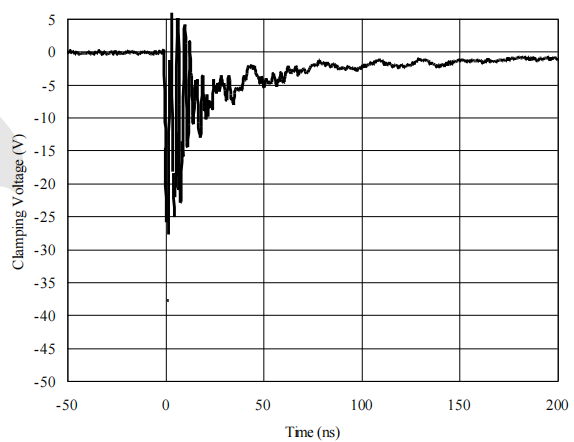
Insertion Loss S21 of I/O to I/O



**ESD Clamping of I/O to GND
(+8kV Contact per IEC 61000-4-2)**

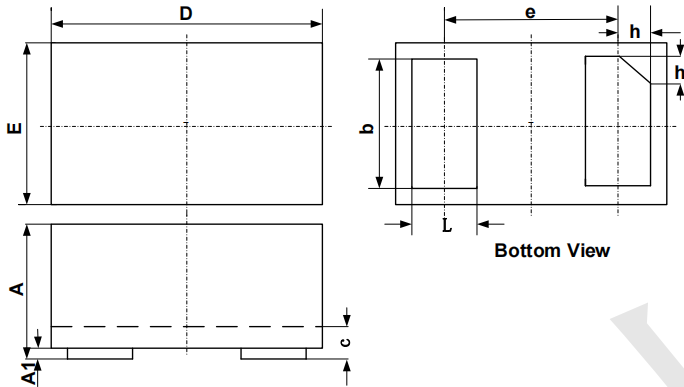


**ESD Clamping of I/O to GND
(-8kV Contact per IEC 61000-4-2)**



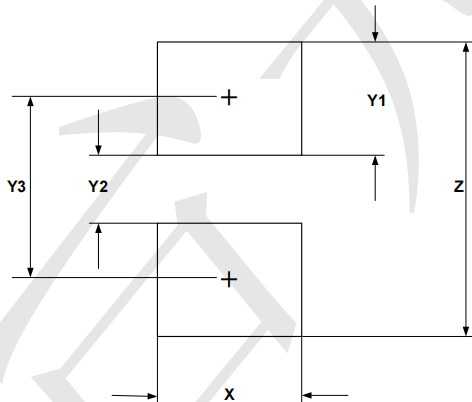


DFN0603-2 Package Outline Drawing (0201)



SYM	DIMENSIONS		
	MILLIMETERS		
	MIN	NOM	MAX
A	0.230	0.300	0.330
A1	0.000	0.020	0.050
b	0.215	0.245	0.275
c	0.120	0.150	0.180
D	0.550	0.600	0.650
e	0.355 BSC		
E	0.250	0.300	0.350
L	0.160	0.190	0.220
h	0.079 BSC		

Suggested Land Pattern



SYM	DIMENSIONS	
	MILLIMETERS	INCHES
X	0.30	0.012
Y1	0.25	0.010
Y2	0.15	0.006
Y3	0.40	0.016
Z	0.65	0.026

X-ON Electronics

Largest Supplier of Electrical and Electronic Components

Click to view similar products for [ESD Suppressors / TVS Diodes](#) category:

Click to view products by [TECH PUBLIC](#) manufacturer:

Other Similar products are found below :

[60KS200C](#) [D18V0L1B2LP-7B](#) [D5V0F4U5P5-7](#) [DESD5V0U1BB-7](#) [NTE4902](#) [P4KE27CA](#) [P6KE11CA](#) [P6KE39CA-TP](#) [P6KE8.2A](#)
[SA110CA](#) [SA60CA](#) [SA64CA](#) [SMBJ12CATR](#) [SMBJ33CATR](#) [SMBJ8.0A](#) [ESD101-B1-02ELS E6327](#) [ESD105-B1-02EL E6327](#) [ESD112-B1-02EL E6327](#) [ESD119B1W01005E6327XTSA1](#) [ESD5V0L1B02VH6327XTSA1](#) [ESD7451N2T5G](#) [19180-510](#) [CPDT-5V0USP-HF](#)
[3.0SMCJ33CA-F](#) [3.0SMCJ36A-F](#) [HSPC16701B02TP](#) [D3V3Q1B2DLP3-7](#) [D55V0M1B2WS-7](#) [DESD5V0U1BL-7B](#) [DRTR5V0U4SL-7](#)
[SCM1293A-04SO](#) [ESD200-B1-CSP0201 E6327](#) [SM12-7](#) [SMLJ45CA-TP](#) [CEN955 W/DATA](#) [82350120560](#) [VESD12A1A-HD1-GS08](#)
[CPDUR5V0R-HF](#) [CPDQC5V0U-HF](#) [CPDQC5V0USP-HF](#) [CPDQC5V0-HF](#) [D1213A-01LP4-7B](#) [D1213A-02WL-7](#) [MMAD1108/TR13](#)
[5KP100A](#) [5KP15A](#) [5KP18A](#) [5KP48A](#) [5KP90A](#) [5KP90CA](#)