

Product Summary

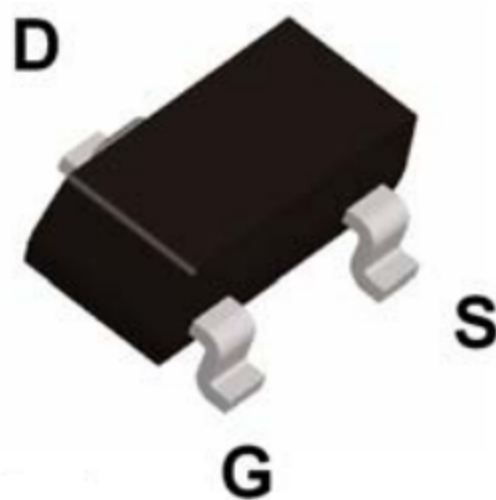
- VDS=-150V,ID=0.9A
- RDS(ON)=750mΩ(Typ)@VGS=10V

Application

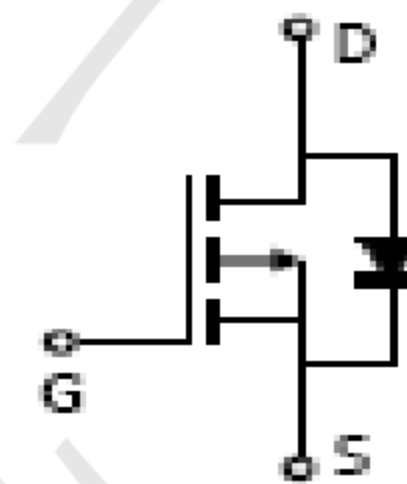
- Load Switch
- Active Clamp Switch

Package and Pin Configuration

SOT-23



Circuit diagram



Marking: D5TPM

Absolute Maximum Ratings (T_A=25°C unless otherwise noted)

Parameter	Symbol	Value	Unit
Drain-Source Voltage	VDS	-150	V
Gate-Source Voltage	VGS	±20	
Continuous Drain Current	ID	-0.9	A
Pulsed Diode Current	IDM	-1.8	
Power Dissipation	PD	1.1	W
Thermal Resistance from Junction to Ambient (t≤10s)	RθJA	80	°C/W
Operating Junction	TJ	150	°C
Storage Temperature	TSTG	-55~+150	°C

Electrical Characteristics ($T_A = 25^\circ\text{C}$ unless otherwise noted)

Parameter	Symbol	Test Condition	Min	Typ	Max	Unit
Static						
Drain-source breakdown voltage	V(BR)DSS	VGS = 0V, ID = -250 μ A	-150			V
Gate-source threshold voltage	VGS(th)	VDS = VGS, ID = -250 μ A	-2.0	-3.0	-4.0	V
Gate-source leakage	IGSS	VDS = 0V, VGS = \pm 20V			\pm 100	nA
Zero gate voltage drain current	IDSS	VDS = -120V, VGS = 0V			-1	μ A
Drain-source on-state resistance ^a	RDS(on)	VGS = -10V, ID = -1A		750	950	m Ω
Forward transconductance ^a	gfs	VDS = -10 V, ID = -0.8A		1.5		S
Diode forward voltage	VSD	IS = -1A, VGS = 0V		-0.8	-1.3	V
Dynamic						
Input capacitance	Ciss	VDS = -75V, VGS = 0V, f = 1MHz		175		pF
Output capacitance	Coss			17		pF
Reverse transfer capacitance ^b	Crss			1.8		pF
Total gate charge	Qg	VGS = 0 V to -10 V VDD = -75 V, ID = -0.8 A		2.9		nC
Gate-source charge	Qgs			0.8		nC
Gate-drain charge	Qgd			0.8		nC
Gate resistance	Rg		0.1		7.2	Ω
Switching^b						
Turn-on delay time	td(on)	VDS = -75V, ID = -0.8A RGEN = 6.0 Ω , VGS = -10V		6		ns
Rise time	tr			2		ns
Turn-off delay time	td(off)			8		ns
Fall time	tf			10		ns



TECH PUBLIC

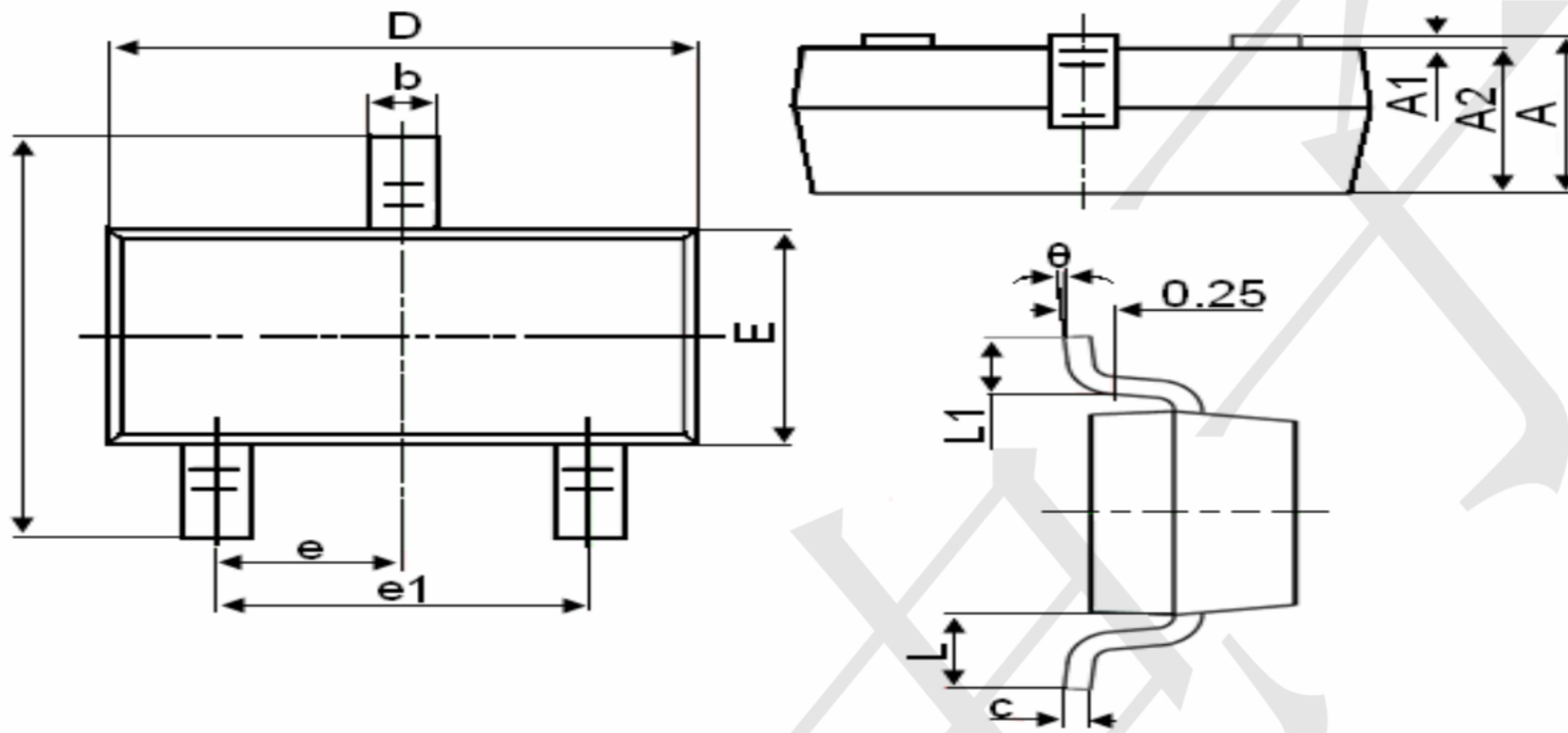
—台丹电子—

FDN86265P

-150V,P-Channel Power Trench MOSFET

www.sot23.com.tw

SOT-23 Package Information



Symbol	Dimensions in Millimeters	
	MIN.	MAX.
A	0.900	1.150
A1	0.000	0.100
A2	0.900	1.050
b	0.300	0.500
c	0.080	0.150
D	2.800	3.000
E	1.200	1.400
E1	2.250	2.550
e	0.950TYP	
e1	1.800	2.000
L	0.550REF	
L1	0.300	0.500
θ	0°	8°

X-ON Electronics

Largest Supplier of Electrical and Electronic Components

Click to view similar products for [MOSFET](#) category:

Click to view products by [TECH PUBLIC](#) manufacturer:

Other Similar products are found below :

[IRFD120](#) [JANTX2N5237](#) [2SK2267\(Q\)](#) [BUK455-60A/B](#) [TK100A10N1,S4X\(S](#) [MIC4420CM-TR](#) [VN1206L](#) [NDP4060](#) [SI4482DY](#)
[IRS2092STRPBF-EL](#) [IPS70R2K0CEAKMA1](#) [TK31J60W5,S1VQ\(O](#) [TK31J60W,S1VQ\(O](#) [TK16J60W,S1VQ\(O](#) [2SK2614\(TE16L1,Q\)](#)
[DMN1017UCP3-7](#) [EFC2J004NUZTDG](#) [P85W28HP2F-7071](#) [DMN1053UCP4-7](#) [NTE2384](#) [DMC2700UDMQ-7](#) [DMN2080UCB4-7](#)
[DMN61D9UWQ-13](#) [US6M2GTR](#) [DMN31D5UDJ-7](#) [DMP22D4UFO-7B](#) [IPS60R3K4CEAKMA1](#) [DMN1006UCA6-7](#) [DMN16M9UCA6-7](#)
[STF5N65M6](#) [IRF40H233XTMA1](#) [STU5N65M6](#) [DMN6022SSD-13](#) [DMN13M9UCA6-7](#) [DMTH10H4M6SPS-13](#) [IPS60R360PFD7SAKMA1](#)
[DMN2990UFB-7B](#) [SSM3K35CT,L3F](#) [IPLK60R1K0PFD7ATMA1](#) [2N7002W-G](#) [MCAC30N06Y-TP](#) [IPWS65R035CFD7AXKSA1](#)
[MCQ7328-TP](#) [SSM3J143TU,LXHF](#) [DMN12M3UCA6-7](#) [PJMF280N65E1_T0_00201](#) [PJMF380N65E1_T0_00201](#)
[PJMF280N60E1_T0_00201](#) [PJMF600N65E1_T0_00201](#) [PJMF900N65E1_T0_00201](#)