

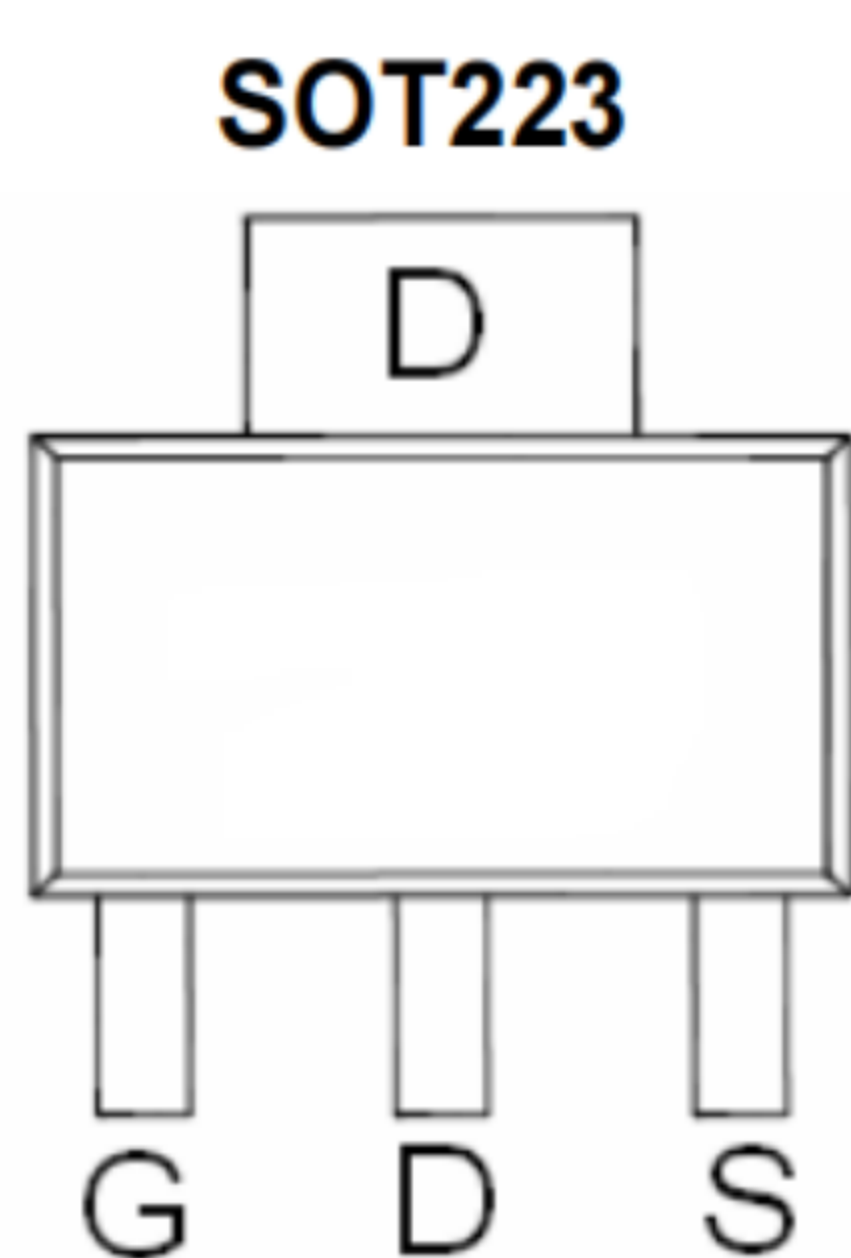
GENERAL FEATURES

KEY PERFORMANCE PARAMETERS			
PARAMETER		VALUE	UNIT
V_{DS}		100	V
$R_{DS(on)}$ (max)	$V_{GS} = 10V$	100	mΩ
	$V_{GS} = 4.5V$	118	
Q_g		9.3	nC

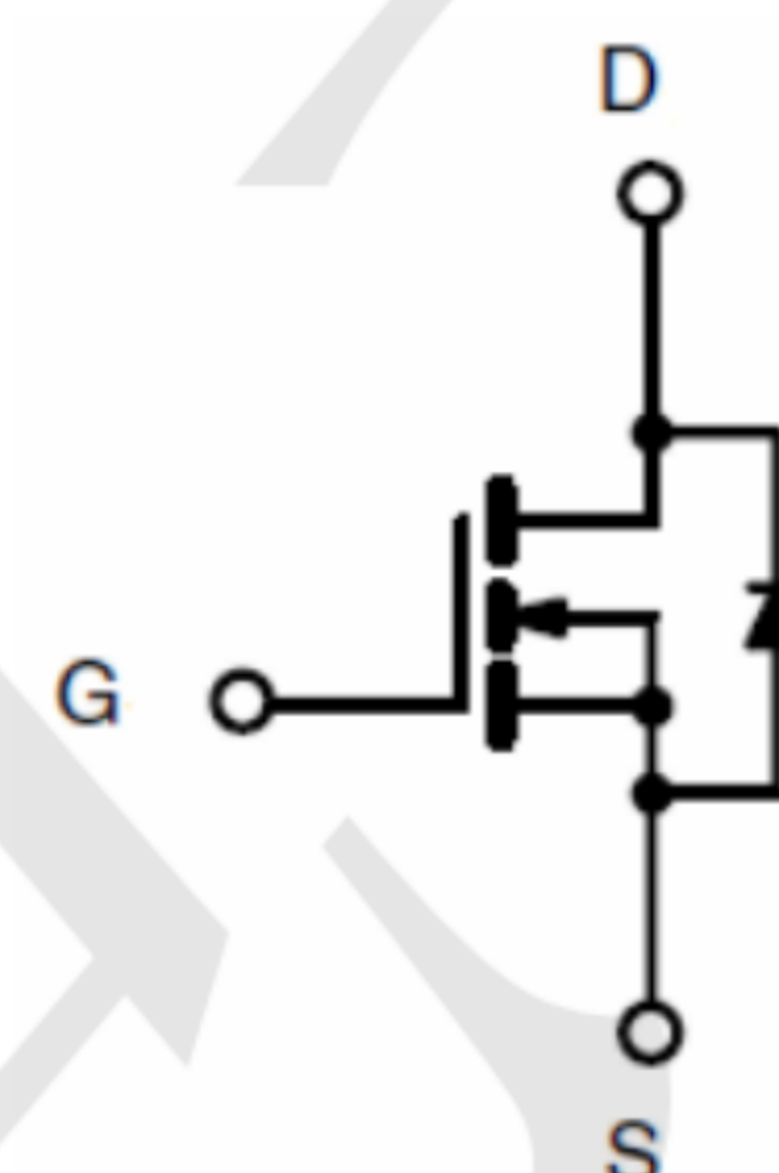
Application

- Load/Power Switching
- Interfacing Switching
- Logic Level Shift

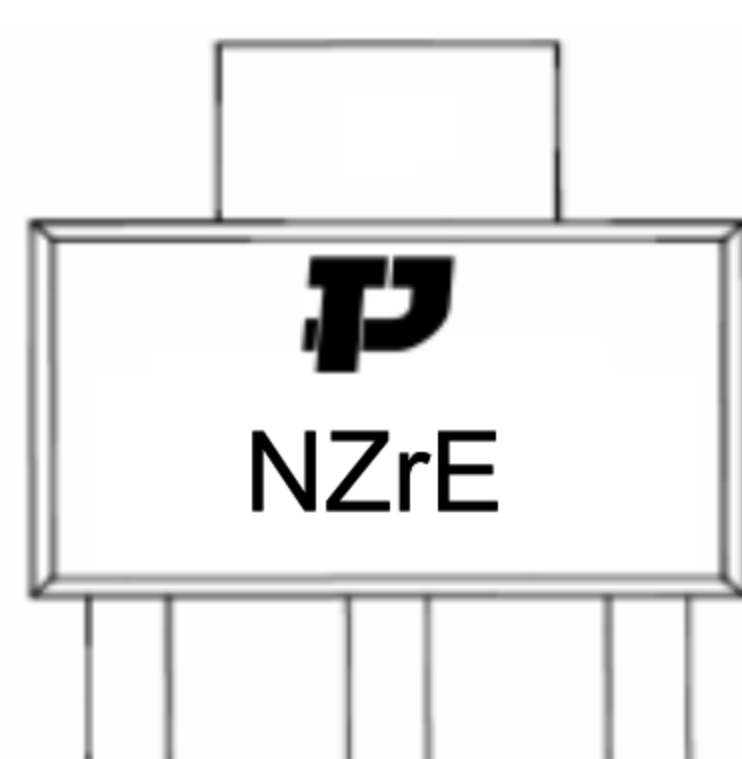
Package and Pin Configuration



Circuit diagram



Marking:



“P” is part number, fixed
 “NZ” is part number, fixed
 “rE” is internal code

Absolute Maximum Ratings ($T_A=25^{\circ}C$ unless otherwise noted)

ABSOLUTE MAXIMUM RATINGS ($T_A = 25^{\circ}C$ unless otherwise noted)			
PARAMETER	SYMBOL	LIMIT	UNIT
Drain-Source Voltage	V_{DS}	100	V
Gate-Source Voltage	V_{GS}	± 20	V
Continuous Drain Current ^(Note 1)	I_D	$T_C = 25^{\circ}C$	6.5
		$T_C = 100^{\circ}C$	4.1
Pulsed Drain Current ^(Note 2)	I_{DM}	26	A
Total Power Dissipation @ $T_C = 25^{\circ}C$	P_{DTOT}	9	W
Operating Junction and Storage Temperature Range	T_J, T_{STG}	- 55 to +150	$^{\circ}C$

Thermal Characteristic

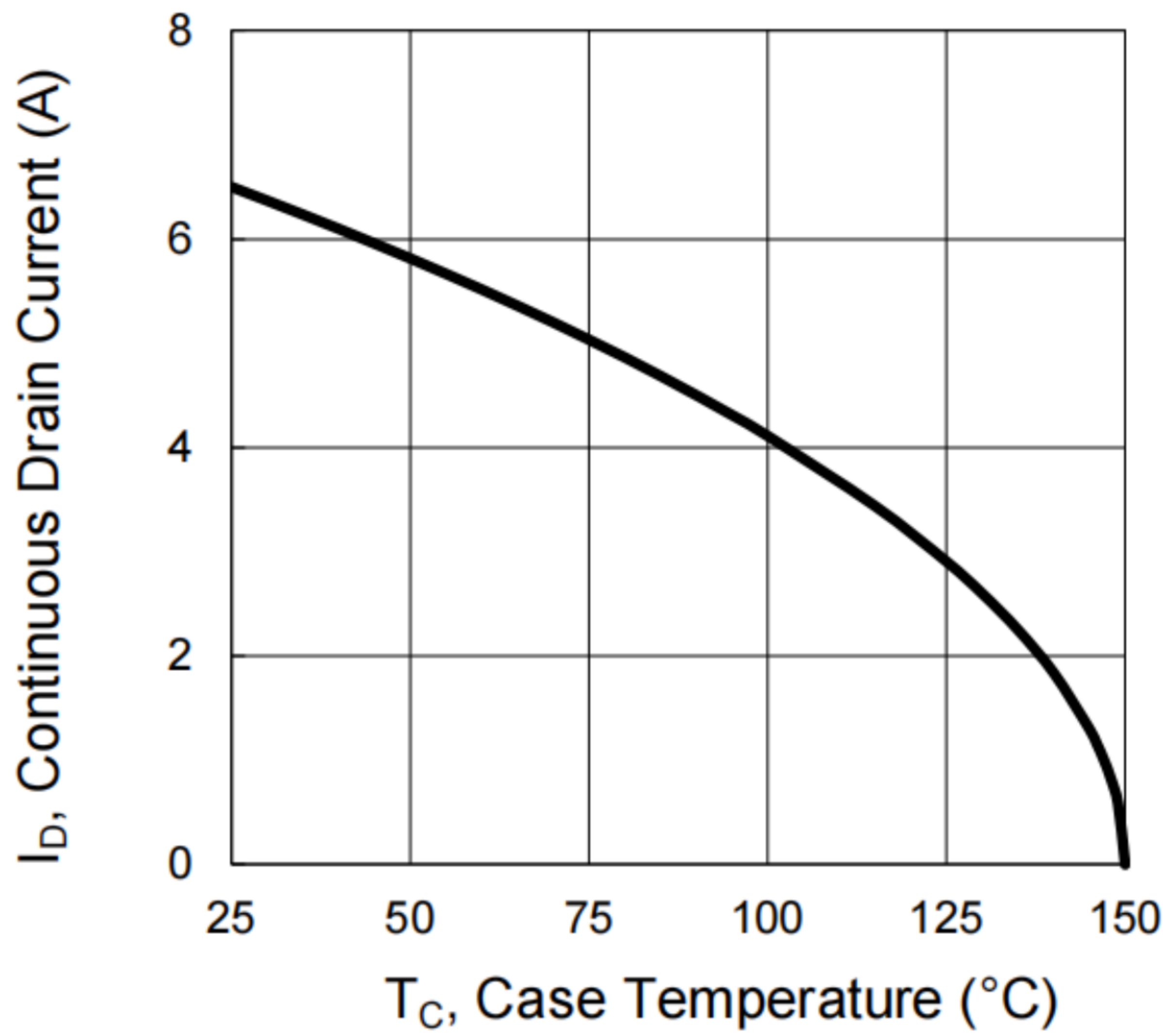
PARAMETER	SYMBOL	LIMIT	UNIT
Junction to Case Thermal Resistance	$R_{\theta JC}$	14	$^{\circ}C/W$
Junction to Ambient Thermal Resistance	$R_{\theta JA}$	62	$^{\circ}C/W$

Electrical Characteristics ($T_A=25^\circ\text{C}$ unless otherwise noted)

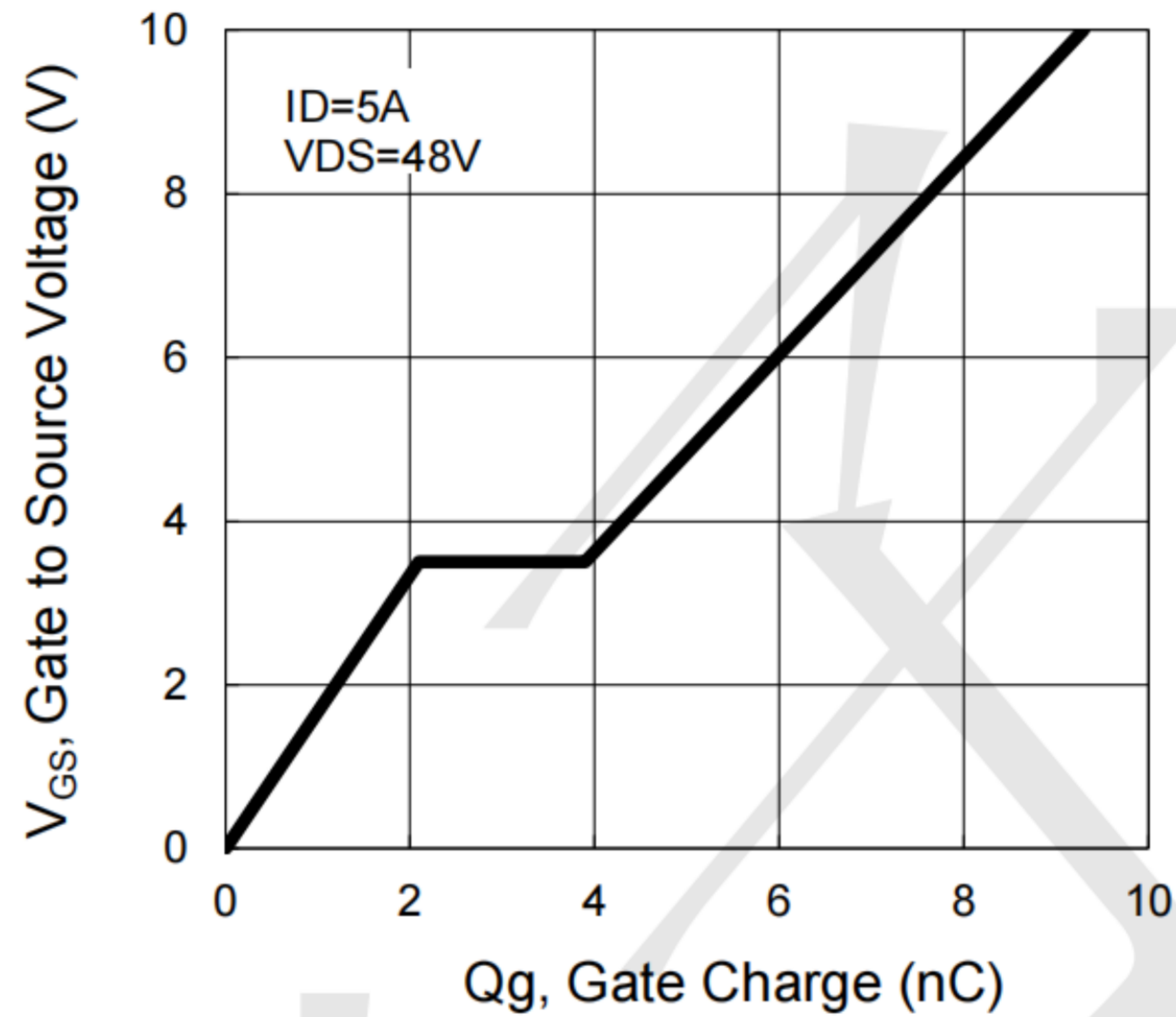
ELECTRICAL SPECIFICATIONS ($T_A = 25^\circ\text{C}$ unless otherwise noted)						
PARAMETER	CONDITIONS	SYMBOL	MIN	TYP	MAX	UNIT
Static (Note 3)						
Drain-Source Breakdown Voltage	$V_{GS} = 0V, I_D = 250\mu\text{A}$	BV_{DSS}	100	--	--	V
Gate Threshold Voltage	$V_{DS} = V_{GS}, I_D = 250\mu\text{A}$	$V_{GS(TH)}$	1.2	1.6	2.5	V
Gate Body Leakage	$V_{GS} = \pm 20V, V_{DS} = 0V$	I_{GSS}	--	--	± 100	nA
Zero Gate Voltage Drain Current	$V_{DS} = 100V, V_{GS} = 0V$	I_{DSS}	--	--	1	μA
Drain-Source On-State Resistance	$V_{GS} = 10V, I_D = 5A$	$R_{DS(on)}$	--	80	100	m Ω
	$V_{GS} = 4.5V, I_D = 3A$		--	85	118	
Dynamic (Note 4)						
Total Gate Charge	$V_{DS} = 48V, I_D = 5A,$ $V_{GS} = 10V$	Q_g	--	9.3	--	nC
Gate-Source Charge		Q_{gs}	--	2.1	--	
Gate-Drain Charge		Q_{gd}	--	1.8	--	
Input Capacitance	$V_{DS} = 50V, V_{GS} = 0V,$ $f = 1.0\text{MHz}$	C_{iss}	--	1480	--	pF
Output Capacitance		C_{oss}	--	480	--	
Reverse Transfer Capacitance		C_{rss}	--	35	--	
Gate Resistance	$f = 1\text{MHz}, \text{open drain}$	R_g	--	1.3	--	Ω
Switching (Note 5)						
Turn-On Delay Time	$V_{DD} = 30V,$ $R_{GEN} = 3.3\Omega,$ $I_D = 1A, V_{GS} = 10V,$	$t_{d(on)}$	--	2.9	--	ns
Turn-On Rise Time		t_r	--	9.5	--	
Turn-Off Delay Time		$t_{d(off)}$	--	18.4	--	
Turn-Off Fall Time		t_f	--	5.3	--	
Source-Drain Diode (Note 3)						
Forward On Voltage	$I_S = 3.3A, V_{GS} = 0V$	V_{SD}	--	--	1	V
Continuous Drain-Source Diode		I_S	--	--	6.5	A
Pulse Drain-Source Diode		I_{SM}	--	--	26	A

Typical Electrical and Thermal Characteristics

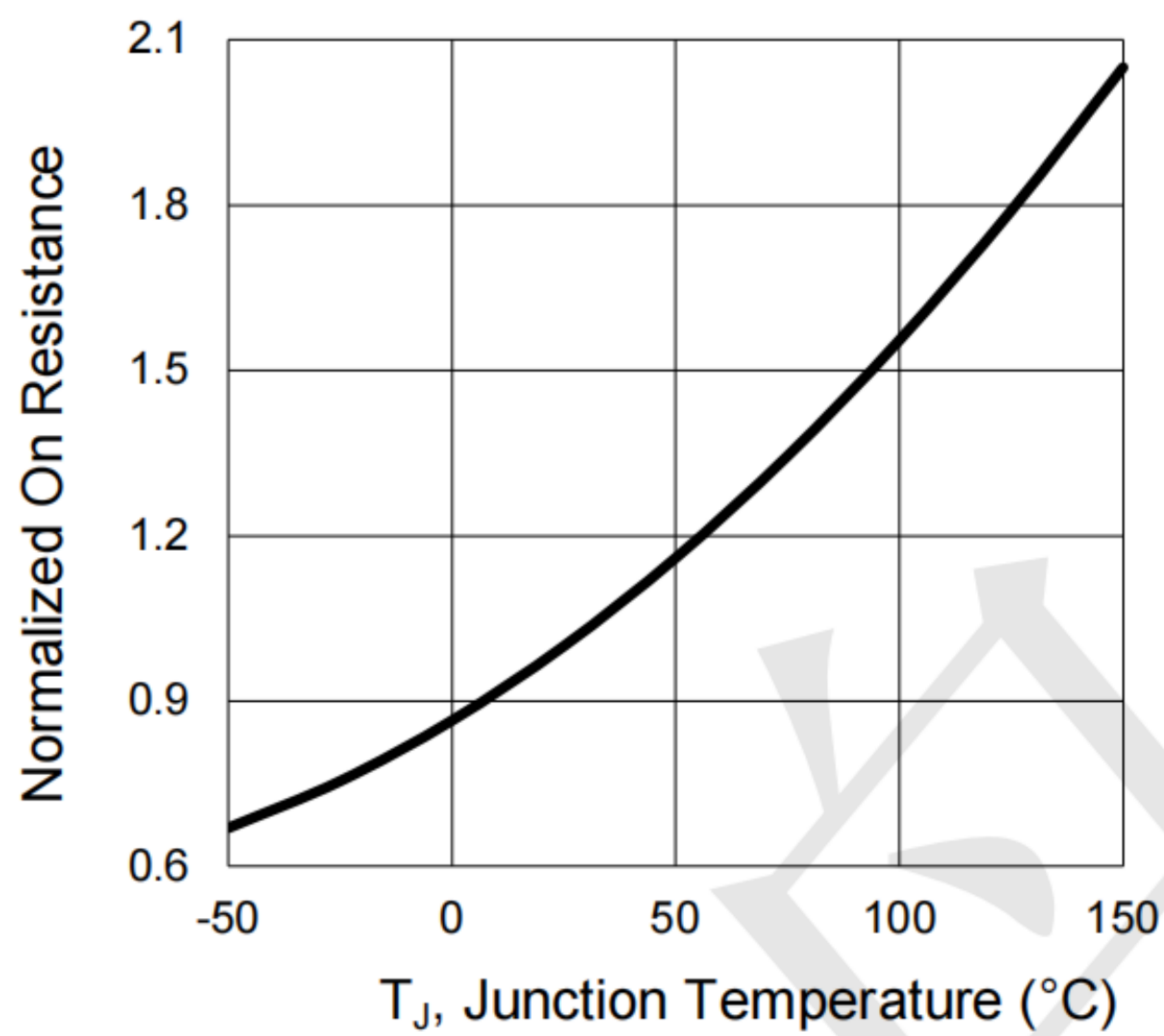
Continuous Drain Current vs. T_C



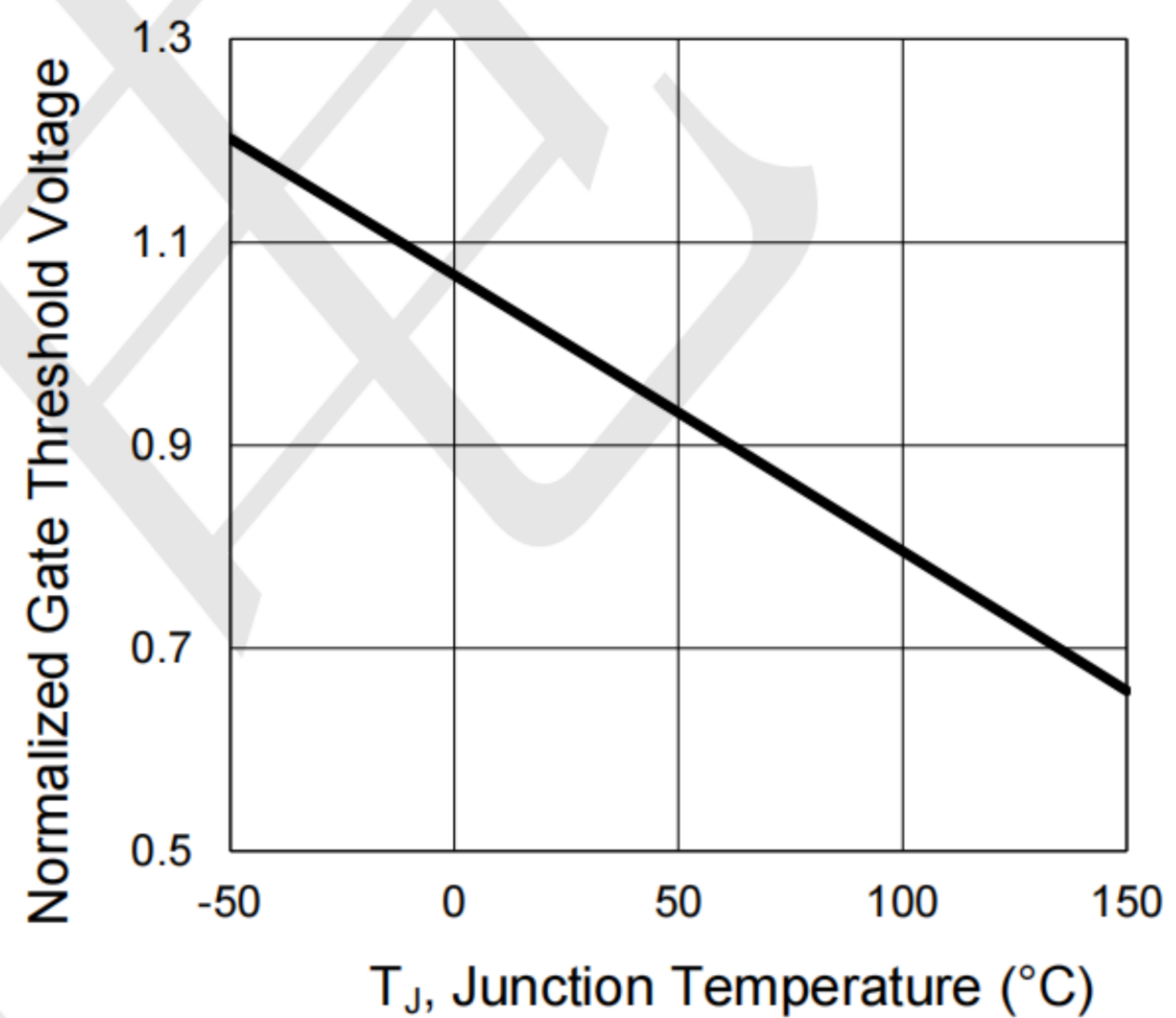
Gate Charge



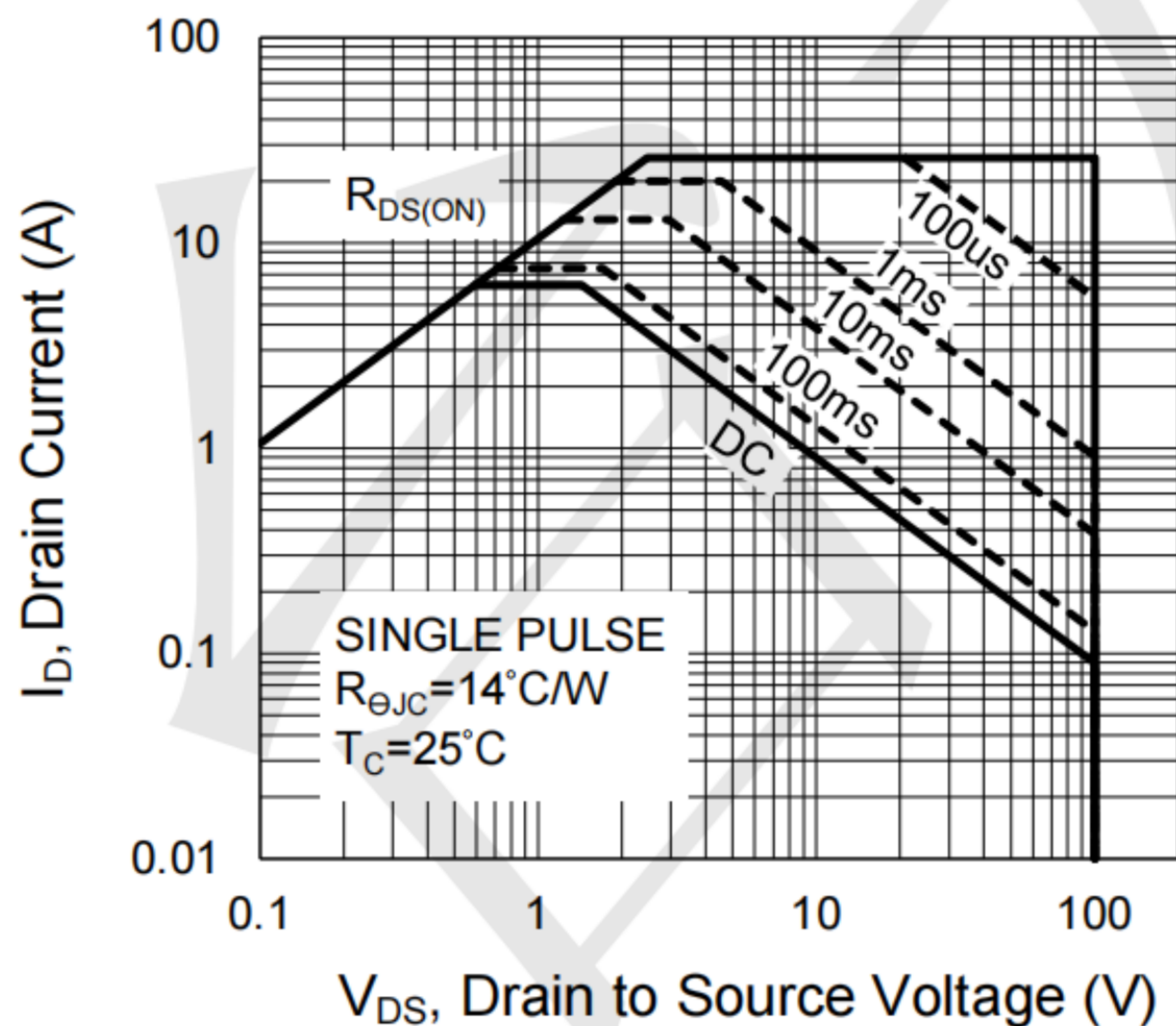
On-Resistance vs. Junction Temperature



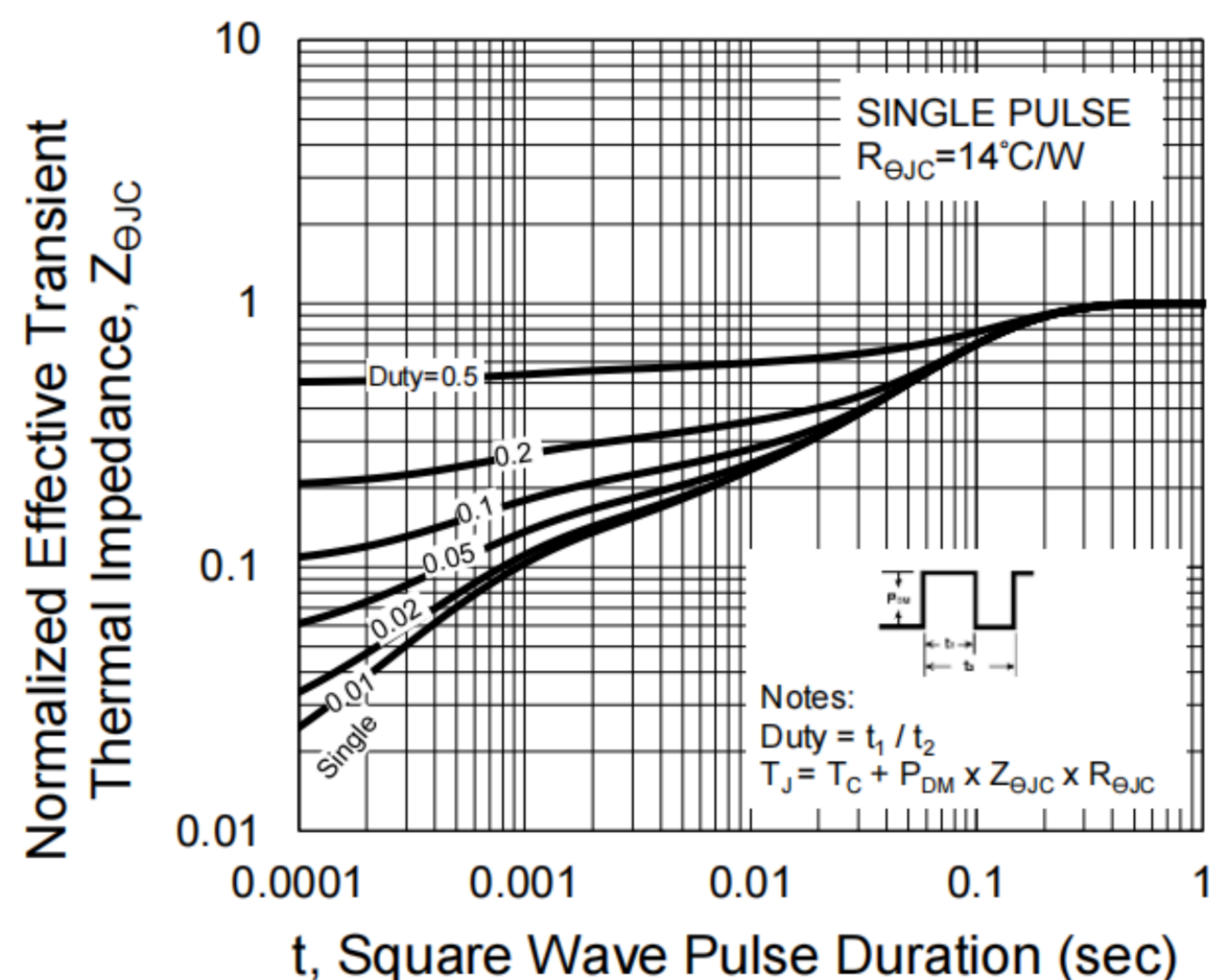
Threshold Voltage vs. Junction Temperature



Maximum Safe Operating Area

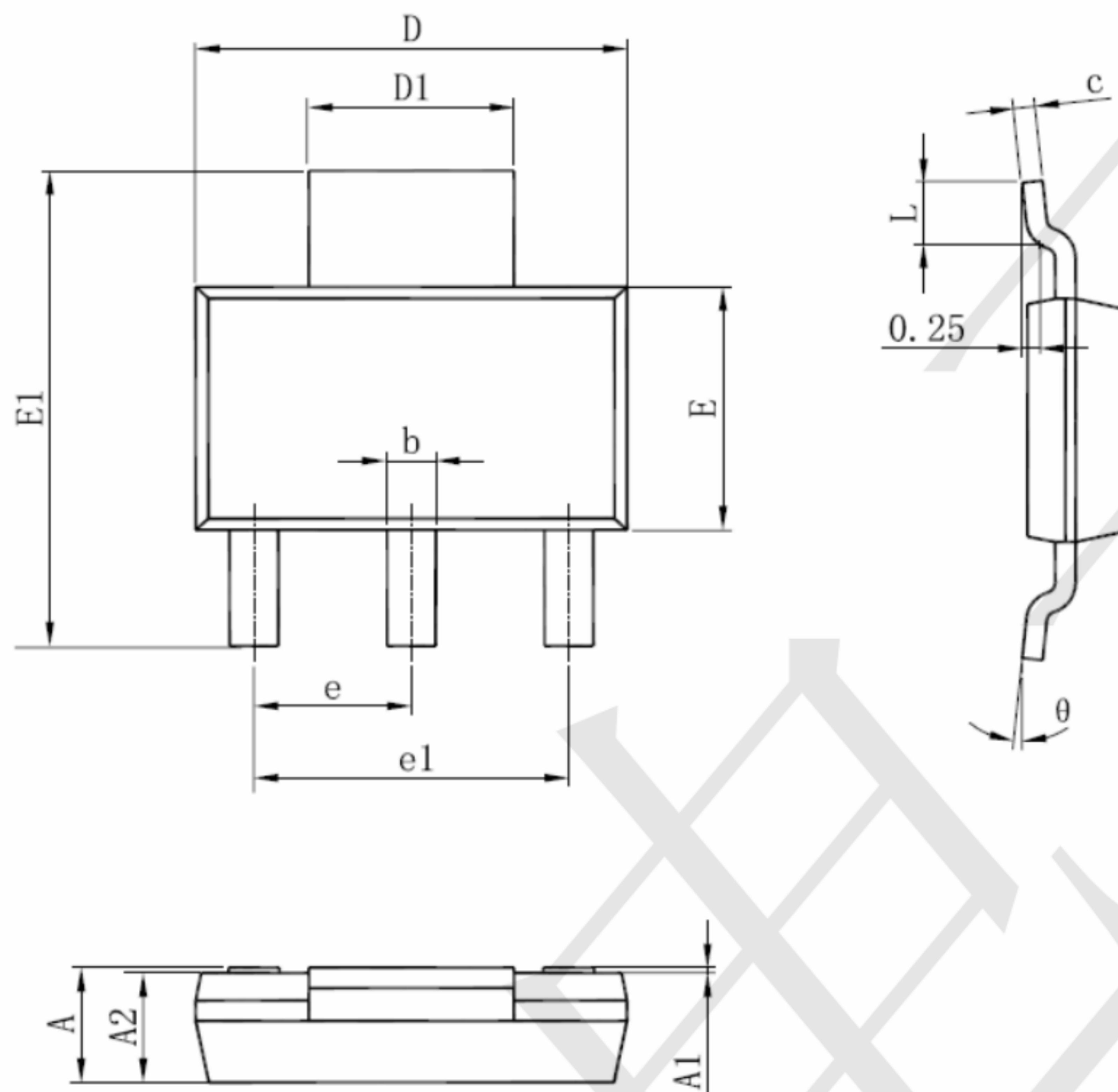


Normalized Thermal Transient Impedance Curve





SOT-223 Package Information



Symbol	Dimensions In Millimeters		Dimensions In Inches	
	Min	Max	Min	Max
A	1.520	1.800	0.060	0.071
A1	0.000	0.100	0.000	0.004
A2	1.500	1.700	0.059	0.067
b	0.660	0.820	0.026	0.032
c	0.250	0.350	0.010	0.014
D	6.200	6.400	0.244	0.252
D1	2.900	3.100	0.114	0.122
E	3.300	3.700	0.130	0.146
E1	6.830	7.070	0.269	0.278
e	2.300(BSC)		0.091(BSC)	
e1	4.500	4.700	0.177	0.185
L	0.900	1.150	0.035	0.045
θ	0°	10°	0°	10°

X-ON Electronics

Largest Supplier of Electrical and Electronic Components

Click to view similar products for [MOSFET](#) category:

Click to view products by [TECH PUBLIC](#) manufacturer:

Other Similar products are found below :

[IRFD120](#) [JANTX2N5237](#) [2SK2267\(Q\)](#) [BUK455-60A/B](#) [TK100A10N1,S4X\(S](#) [MIC4420CM-TR](#) [VN1206L](#) [NDP4060](#) [SI4482DY](#)
[IRS2092STRPBF-EL](#) [IPS70R2K0CEAKMA1](#) [TK31J60W5,S1VQ\(O](#) [TK31J60W,S1VQ\(O](#) [TK16J60W,S1VQ\(O](#) [2SK2614\(TE16L1,Q\)](#)
[DMN1017UCP3-7](#) [EFC2J004NUZTDG](#) [P85W28HP2F-7071](#) [DMN1053UCP4-7](#) [NTE2384](#) [DMC2700UDMQ-7](#) [DMN2080UCB4-7](#)
[DMN61D9UWQ-13](#) [US6M2GTR](#) [DMN31D5UDJ-7](#) [DMP22D4UFO-7B](#) [IPS60R3K4CEAKMA1](#) [DMN1006UCA6-7](#) [DMN16M9UCA6-7](#)
[STF5N65M6](#) [IRF40H233XTMA1](#) [STU5N65M6](#) [DMN6022SSD-13](#) [DMN13M9UCA6-7](#) [DMTH10H4M6SPS-13](#) [IPS60R360PFD7SAKMA1](#)
[DMN2990UFB-7B](#) [SSM3K35CT,L3F](#) [IPLK60R1K0PFD7ATMA1](#) [2N7002W-G](#) [MCAC30N06Y-TP](#) [IPWS65R035CFD7AXKSA1](#)
[MCQ7328-TP](#) [SSM3J143TU,LXHF](#) [DMN12M3UCA6-7](#) [PJMF280N65E1_T0_00201](#) [PJMF380N65E1_T0_00201](#)
[PJMF280N60E1_T0_00201](#) [PJMF600N65E1_T0_00201](#) [PJMF900N65E1_T0_00201](#)