

## Features

- ◆ 70 Watts Peak Pulse Power ( 8/20 $\mu$ s)
- ◆ Protects two or four I/O lines
- ◆ Low capacitance: 0.3pF typical (I/O to I/O)
- ◆ Low operating voltage: 5V
- ◆ RoHS Compliant
- ◆ IEC61000-4-2 (ESD)  $\pm$ 20kV (air),  $\pm$ 15kV (contact)
- ◆ IEC61000-4-4 (EFT) 40A (5/50 $\eta$ s)
- ◆ IEC61000-4-5 (Lightning) 5A(8/20 $\mu$ s)

## Mechanical Characteristics

- ◆ Package: DFN2510-10 (2.5 $\times$ 1.0 $\times$ 0.5mm)
- ◆ Ultra low leakage: nA level
- ◆ Case Material: "Green" Molding Compound.
- ◆ UL Flammability Classification Rating 94V-0
- ◆ Moisture Sensitivity: Level 3 per J-STD-020
- ◆ Terminal Connections: See Diagram Below

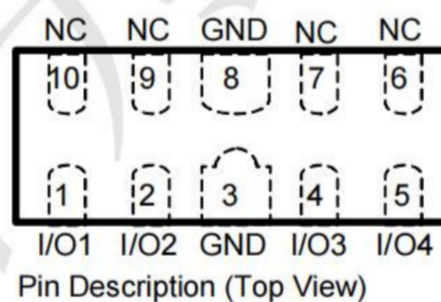

## Applications

- ◆ High Definition Multimedia Interface (HDMI)
- ◆ Digital Visual Interface (DVI)
- ◆ Unified Display Interface (UDI)
- ◆ MDDI Ports
- ◆ PCI Express
- ◆ Serial ATA

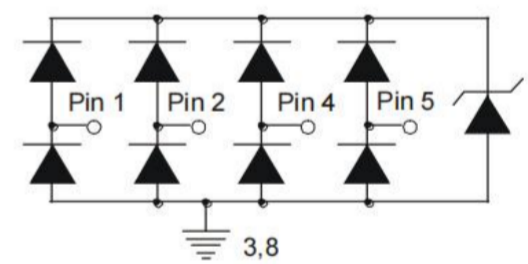
## Ordering Information

Part Number	Qty per Reel	Reel Size
IP4283CZ10-TBA-TP	3000	7"

## Dimensions and Pin Configuration



Pin #	Description
1, 2, 4, 5	I/O
6, 7, 9, 10	No Connection
3, 8	GND



Device Schematic

## Marking:



**Absolute Maximum Ratings** (Tamb=25°C unless otherwise specified)

Parameter	Symbol	Value	Unit
Peak Pulse Power (8/20µs)	Ppk	70	W
ESD per IEC 61000-4-2 (Air)	VESD	± 20	kV
ESD per IEC 61000-4-2 (Contact)		± 15	
Operating Temperature Range	TJ	-55 to +125	°C
Storage Temperature Range	Tstg	-55 to +150	°C

**Electrical Characteristics** (TA=25°C unless otherwise specified)

Parameter	Symbol	Min	Typ	Max	Unit	Test Condition
Reverse Working Voltage	VRWM			5	V	Any I/O pin to ground
Breakdown Voltage	VBR	6.4	7.5	9.2	V	IT = 1mA, any I/O pin to ground
Reverse Leakage Current	IR		0.01	0.05	µA	VRWM = 5V, any I/O pin to ground
Clamping Voltage	VC			10	V	I <sub>PP</sub> = 1 A (8 x 20µs pulse), any I/O pin to ground
Clamping Voltage	VC			13	V	I <sub>PP</sub> = 5 A (8 x 20µs pulse), any I/O pin to ground
Junction Capacitance	CJ		0.3		pF	VR = 0V, f = 1MHz, between I/O pins
Junction Capacitance	CJ		0.6	0.8	pF	VR = 0V, f = 1MHz, any I/O pin to ground



### Characteristic Curves

Fig1. 8/20 $\mu$ s Pulse Waveform

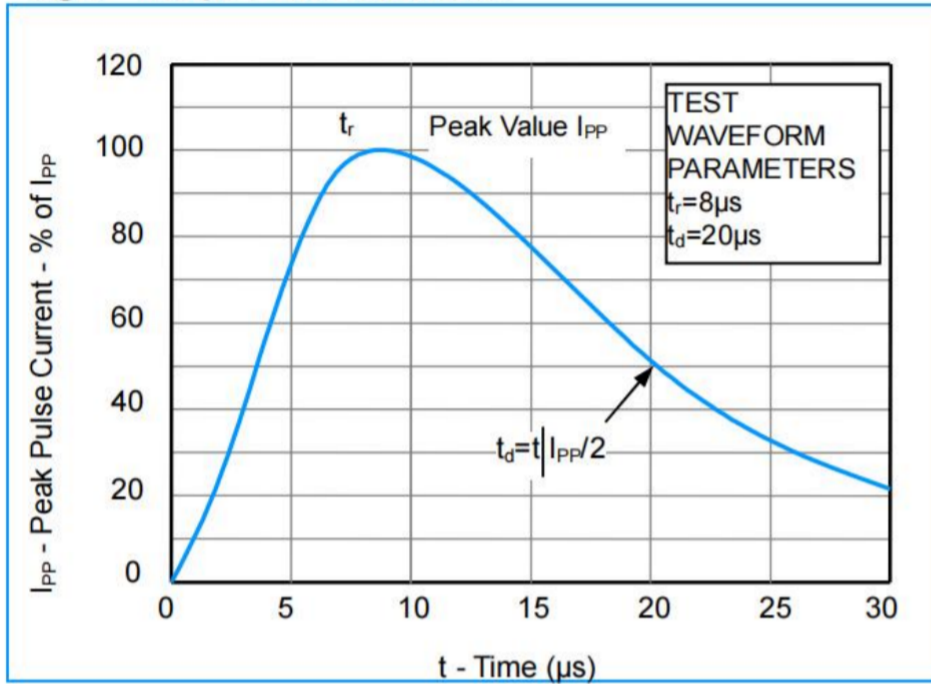


Fig2. ESD Pulse Waveform (according to IEC 61000-4-2)

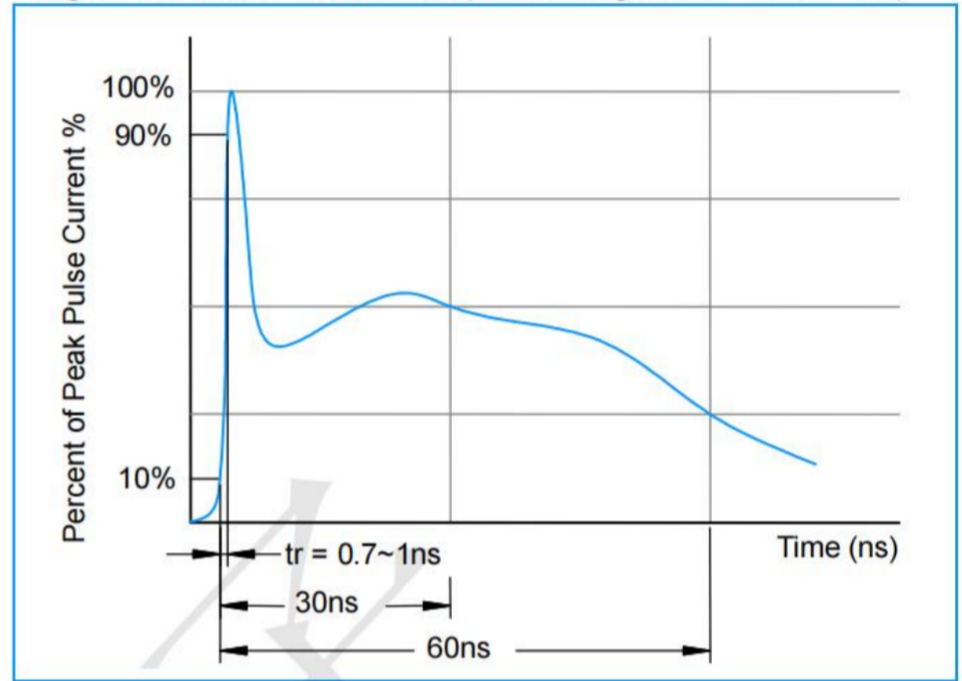
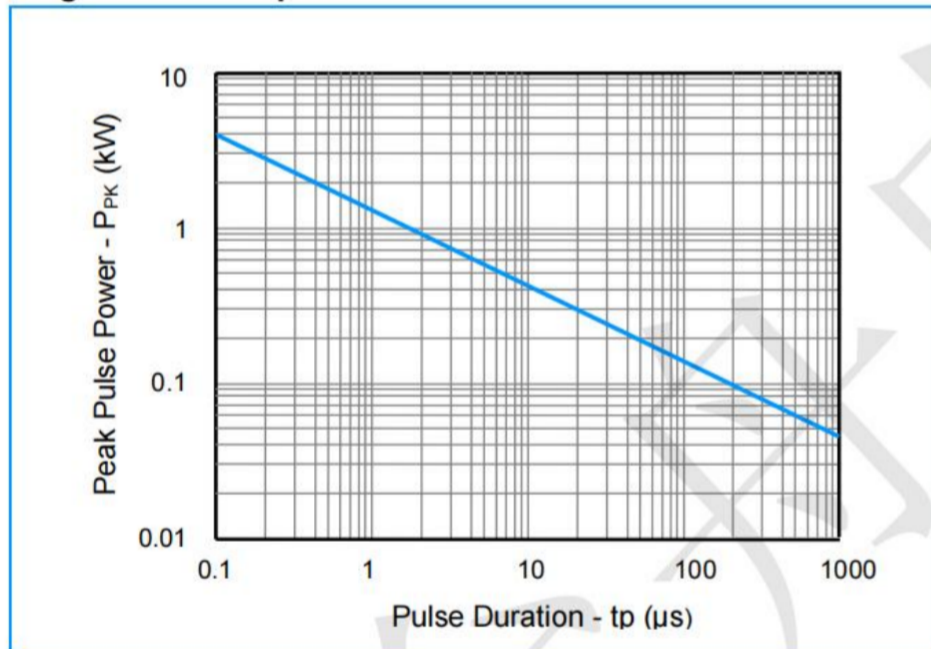
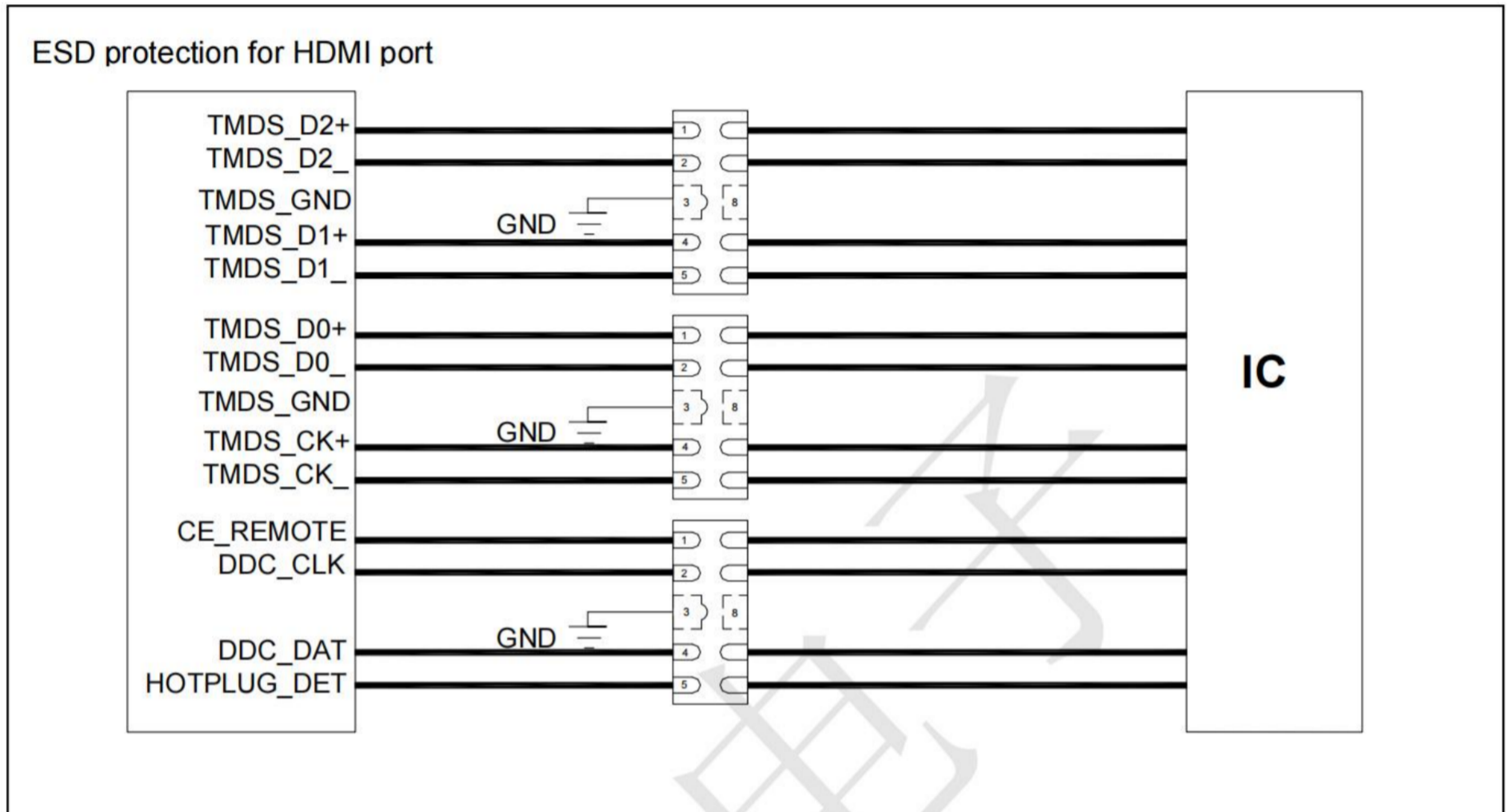


Fig3. Non - Repetitive Peak Pulse Power vs. Pulse Time

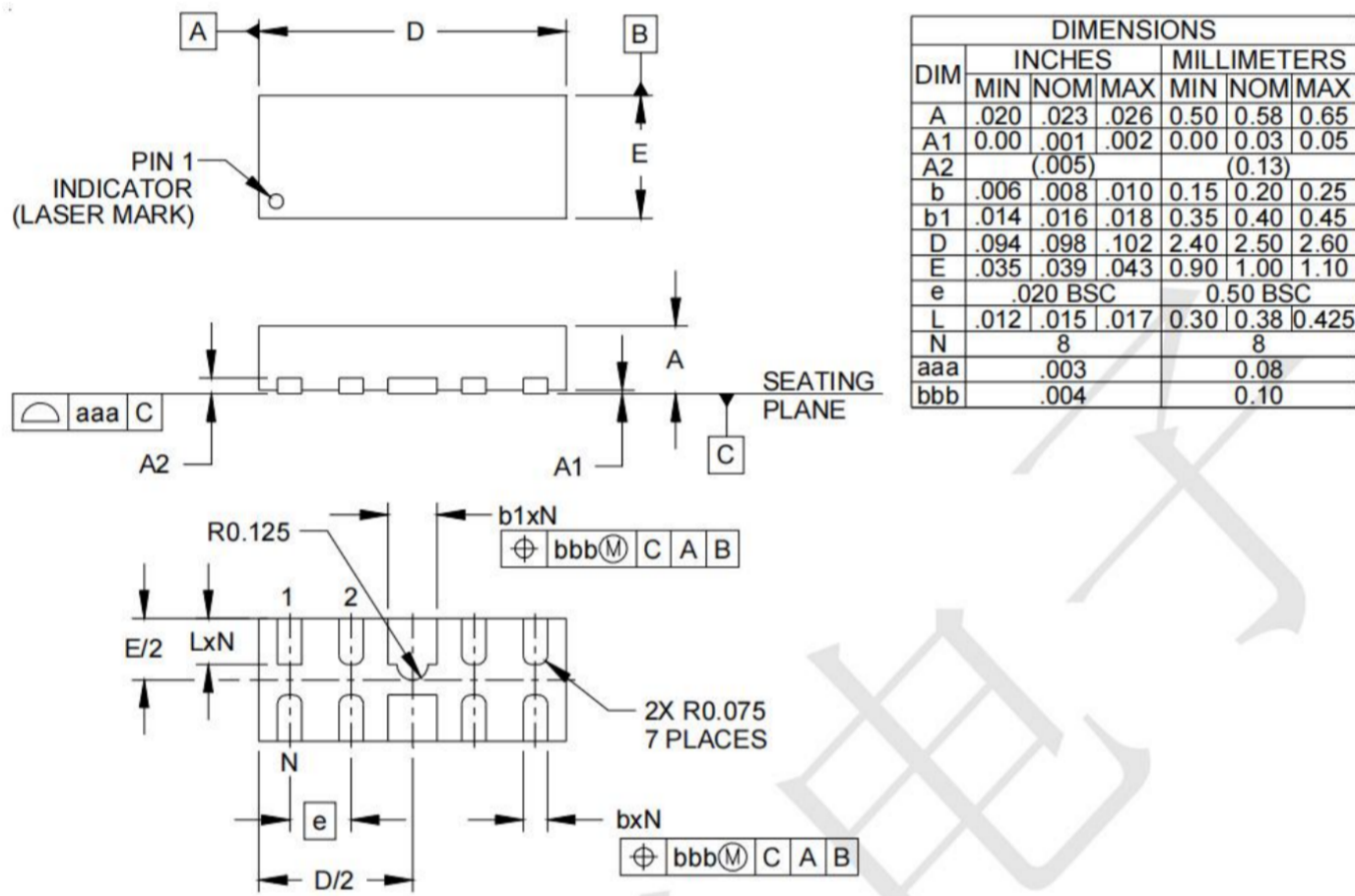


### Application Information

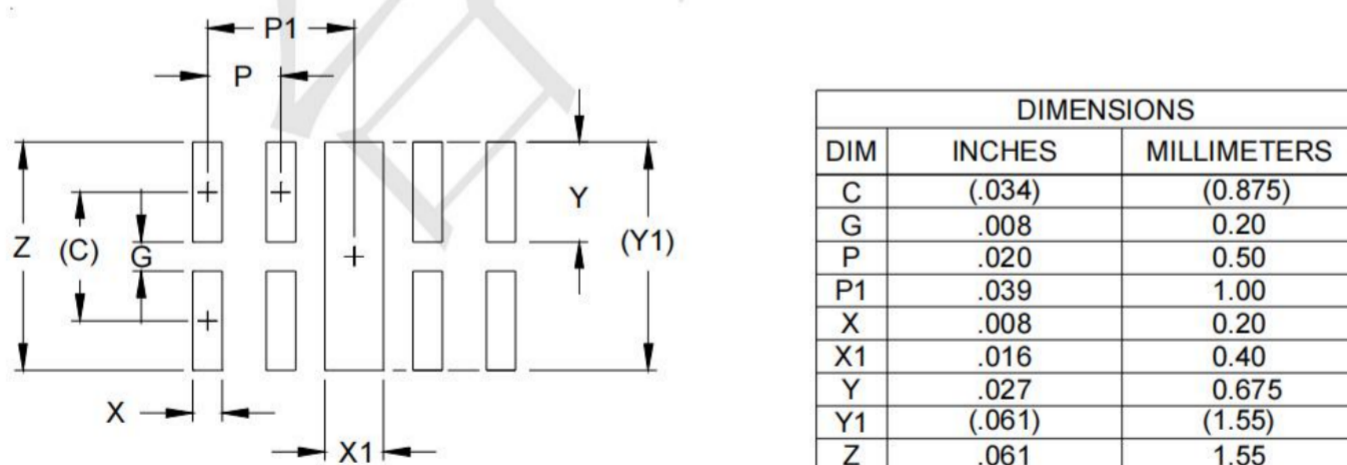




### Outline Drawing - DFN2510-10



### Land Pattern - DFN2510-10



## X-ON Electronics

Largest Supplier of Electrical and Electronic Components

*Click to view similar products for [ESD Suppressors / TVS Diodes](#) category:*

*Click to view products by [TECH PUBLIC](#) manufacturer:*

Other Similar products are found below :

[60KS200C](#) [D18V0L1B2LP-7B](#) [D5V0F4U5P5-7](#) [DESD5V0U1BB-7](#) [NTE4902](#) [P4KE27CA](#) [P6KE11CA](#) [P6KE39CA-TP](#) [P6KE8.2A](#)  
[SA110CA](#) [SA60CA](#) [SA64CA](#) [SMBJ12CATR](#) [SMBJ33CATR](#) [SMBJ8.0A](#) [ESD101-B1-02ELS E6327](#) [ESD105-B1-02EL E6327](#) [ESD112-B1-02EL E6327](#) [ESD119B1W01005E6327XTSA1](#) [ESD5V0L1B02VH6327XTSA1](#) [ESD7451N2T5G](#) [19180-510](#) [CPDT-5V0USP-HF](#)  
[3.0SMCJ33CA-F](#) [3.0SMCJ36A-F](#) [HSPC16701B02TP](#) [D3V3Q1B2DLP3-7](#) [D55V0M1B2WS-7](#) [DESD5V0U1BL-7B](#) [DRTR5V0U4SL-7](#)  
[SCM1293A-04SO](#) [ESD200-B1-CSP0201 E6327](#) [SM12-7](#) [SMF8.0A-TP](#) [SMLJ45CA-TP](#) [CEN955 W/DATA](#) [82350120560](#) [VESD12A1A-](#)  
[HD1-GS08](#) [CPDUR5V0R-HF](#) [CPDQC5V0U-HF](#) [CPDQC5V0USP-HF](#) [CPDQC5V0-HF](#) [D1213A-01LP4-7B](#) [D1213A-02WL-7](#)  
[1SMB33CAT3G-XYZ](#) [MMAD1108/TR13](#) [5KP100A](#) [5KP15A](#) [5KP18A](#) [5KP48A](#)