

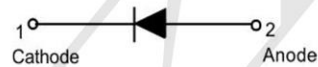
## Features

- General rectification
- Low  $V_F$ ; Low  $I_R$
- High reliability



SOD123

PIN	DESCRIPTION
1	Cathode
2	Anode



## Applications

- surface mount schottky barrier rectifier

## Ordering Information

- Shipping Qty:3000/7inch Tape& Reel

## Marking: B3.X

“B3” is part number, fixed

“x” is internal code

## Absolute Maximum Ratings ( $T_A=25^\circ\text{C}$ unless otherwise noted)

Parameter	Symbol	Value	Unit
Peak Repetitive Reverse Voltage	$V_{RRM}$	30	V
RMS Reverse Voltage	$V_{RMS}$	21	V
Maximum Average Forward Output Current	$I_{F(AV)}$	0.5	A
Peak Forward Surge Current (8.3ms single half sine-wave)	$I_{FSM}$	5.5	A

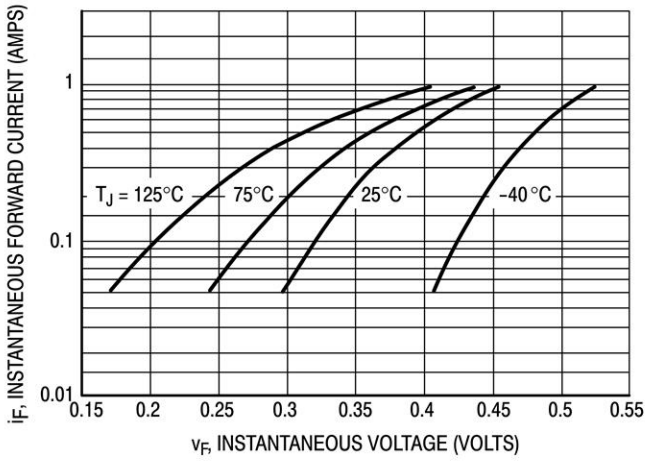
## Thermal Characteristics

Parameter	Symbol	Value	Unit
Power Dissipation	$P_D$	500	mW
Operating junction Temperature	$T_J$	150	$^\circ\text{C}$
Storage Temperature Range	$T_{STG}$	-55 ~ +150	$^\circ\text{C}$

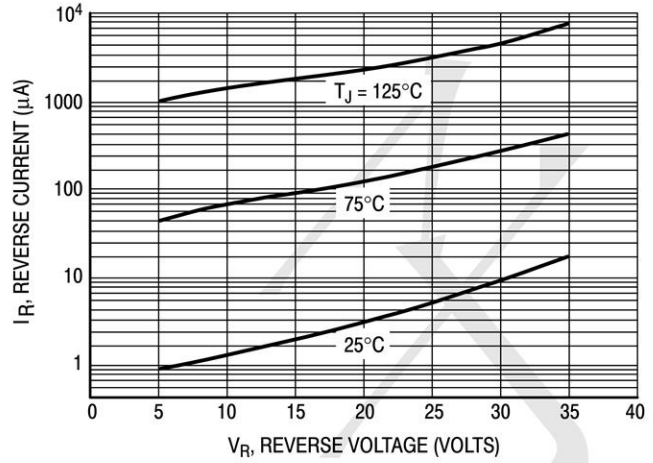
## Electrical Characteristics ( $T_A=25^\circ\text{C}$ unless otherwise noted)

Parameter	Symbol	Test Condition	Min.	Typ.	Max.	Unit
Forward Voltage	$V_F$	$I_F = 0.1\text{A}$	-	-	0.375	V
		$I_F = 0.5\text{A}$	-	-	0.44	
Maximum Peak Reverse Current	$I_R$	$V_R = 20\text{V}$	-	-	20	$\mu\text{A}$

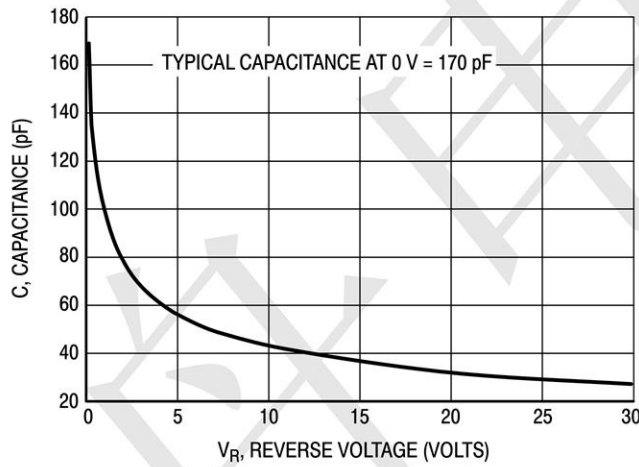
**Ratings and Characteristic Curves** (@  $T_A = 25^\circ\text{C}$  unless otherwise specified)



**Figure 1. Typical Forward Voltage**

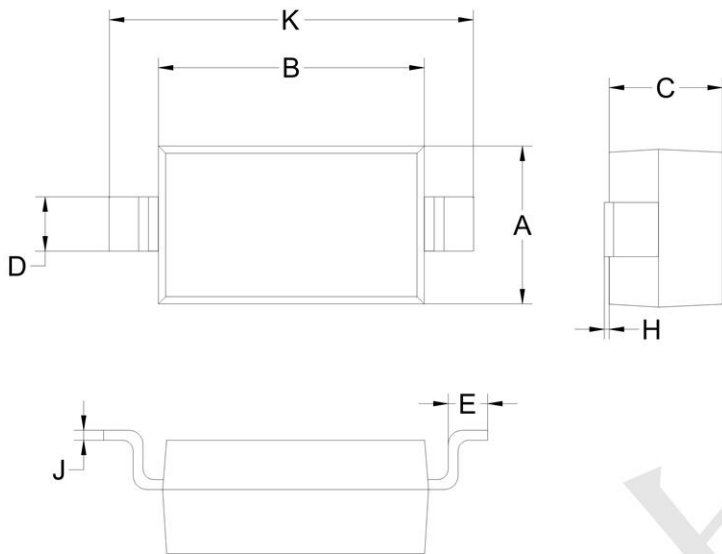


**Figure 2. Typical Reverse Current**



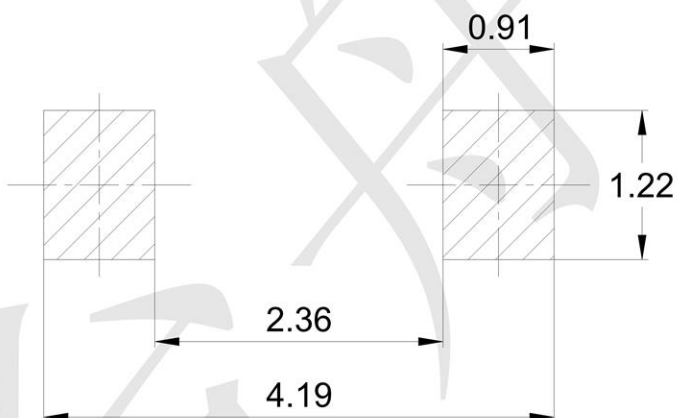
**Figure 3. Typical Capacitance**

**Outline Drawing - SOD123 (unit: mm)**



SOD-123		
Dim	Min	Max
A	1.45	1.75
B	2.55	2.85
C	1.00	1.30
D	0.50	0.60
E	0.25	0.45
H	0.02	0.10
J	0.05	0.15
K	3.55	3.85

**Mounting Pad Layout-SOD123 (unit: mm)**



## X-ON Electronics

Largest Supplier of Electrical and Electronic Components

*Click to view similar products for [Schottky Diodes & Rectifiers](#) category:*

*Click to view products by [TECH PUBLIC](#) manufacturer:*

Other Similar products are found below :

[MA4E2039](#) [MMBD301M3T5G](#) [RB160M-50TR](#) [D83C](#) [BAS16E6433HTMA1](#) [BAS 3010S-02LRH E6327](#) [BAT 54-02LRH E6327](#)  
[NRVBAF360T3G](#) [NSR05F40QNXT5G](#) [NTE555](#) [JANS1N6640](#) [SS3003CH-TL-E](#) [GA01SHT18](#) [CRS10I30A\(TE85L,QM](#) [MBRA140TRPBF](#)  
[MBRB30H30CT-1G](#) [BAT 15-04R E6152](#) [JANTX1N5712-1](#) [DMJ3940-000](#) [SB007-03C-TB-E](#) [NRVBB20100CTT4G](#) [NRVBM120LT1G](#)  
[NTSB30U100CT-1G](#) [CRG04\(T5L,TEMQ\)](#) [ACDBA1100LR-HF](#) [ACDBA1200-HF](#) [ACDBA240-HF](#) [ACDBA3100-HF](#) [CDBQC0530L-HF](#)  
[ACDBA260LR-HF](#) [ACDBA1100-HF](#) [10BQ015-M3/5BT](#) [NRVBM120ET1G](#) [VSSB410S-M3/5BT](#) [1N5819T-G](#) [PDS1040Q-13](#) [B160BQ-13-F](#)  
[SDM05U20CSP-7](#) [BAS 70-07 E6433](#) [B140S1F-7](#) [HSM560Je3/TR13](#) [DDB2265-000](#) [ZHCS506QTA](#) [HSM190Je3/TR13](#) [B330AF-13](#)  
[ACDBUC0230-HF](#) [SDM1U100S1F-7](#) [MBR10200CTF-G1](#) [CDLL5712](#) [DMF2822-000](#)