



Features

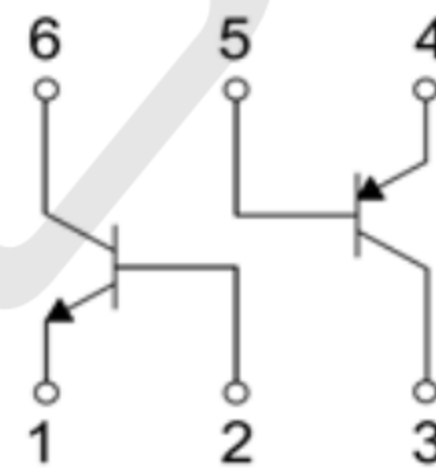
- Complementary Pair
- One 3904-Type NPN
One 3906-Type PNP
- Epitaxial Planar Die Construction
- Ideal for Low Power Amplification and Switching

Ordering Information

- Shipping Qty:3000/7inch Tape& Reel



Circuit Diagram



Absolute Maximum Ratings (Tamb=25°C unless otherwise specified)

Symbol	Parameter	Value	Units
V _{CBO}	Collector-Base Voltage	60	V
V _{CEO}	Collector-Emitter Voltage	40	V
V _{EBO}	Emitter-Base Voltage	5	V
I _C	Collector Current -Continuous	0.2	A
P _C	Collector Power Dissipation	0.2	W
T _J	Junction Temperature	150	°C
T _{stg}	Storage Temperature	-55-150	°C



NPN 3904 Electrical Characteristics (TA=25°C unless otherwise specified)

Parameter	Symbol	Test conditions	Min	Max	Unit
Collector-base breakdown voltage	$V_{(BR)CBO}$	$I_C = 10\mu A, I_E = 0$	60		V
Collector-emitter breakdown voltage	$V_{(BR)CEO}$	$I_C = 1mA, I_B = 0$	40		V
Emitter-base breakdown voltage	$V_{(BR)EBO}$	$I_E = 10\mu A, I_C = 0$	5		V
Collector cut-off current	I_{CBO}	$V_{CB} = 30V, I_E = 0$		0.05	μA
Collector cut-off current	I_{CEO}	$V_{CE} = 30V, I_B = 0$		0.5	μA
Emitter cut-off current	I_{EBO}	$V_{EB} = 5V, I_C = 0$		0.05	μA
DC current gain	$h_{FE(1)}$	$V_{CE} = 1V, I_C = 0.1mA$	40		
	$h_{FE(2)}$	$V_{CE} = 1V, I_C = 1mA$	70		
	$h_{FE(3)}$	$V_{CE} = 1V, I_C = 10mA$	100	300	
	$h_{FE(4)}$	$V_{CE} = 1V, I_C = 50mA$	60		
	$h_{FE(5)}$	$V_{CE} = 1V, I_C = 100mA$	30		
Collector-emitter saturation voltage	$V_{CE(sat)1}$	$I_C = 10mA, I_B = 1mA$		0.2	V
	$V_{CE(sat)2}$	$I_C = 50mA, I_B = 5mA$		0.3	V
Base-emitter saturation voltage	$V_{BE(sat)1}$	$I_C = 10mA, I_B = 1mA$	0.65	0.85	V
	$V_{BE(sat)2}$	$I_C = 50mA, I_B = 5mA$		0.95	V
Transition frequency	f_T	$V_{CE} = 20V, I_C = 20mA, f = 100MHz$	300		MHz
Noise figure	NF	$V_{CE} = 5V, I_C = 0.1mA, f = 1KHz, R_g = 1K\Omega$		5	dB
Output capacitance	C_{ob}	$V_{CB} = 5V, I_E = 0, f = 1MHz$		4	pF
Delay time	t_d	$V_{CC} = 3V, V_{BE} = 0.5V$		35	nS
Rise time	t_r	$I_C = 10mA, I_{B1} = -I_{B2} = 1mA$		35	nS
Storage time	t_s	$V_{CC} = 3V, I_C = 10mA$		200	nS
Fall time	t_f	$I_{B1} = -I_{B2} = 1mA$		50	nS



Absolute Maximum Ratings ($T_{amb}=25^{\circ}C$ unless otherwise specified)

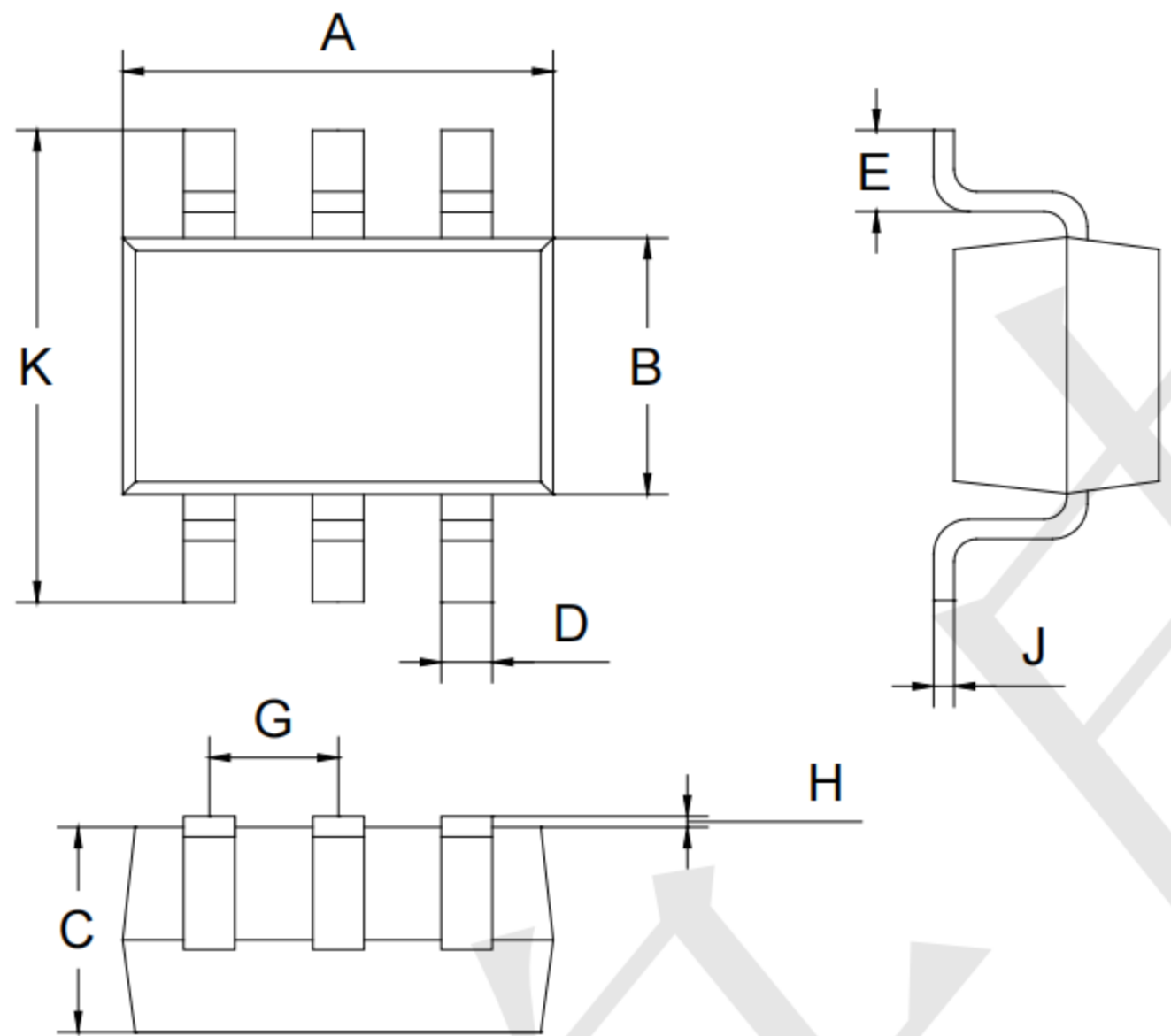
Symbol	Parameter	Value	Units
V_{CBO}	Collector-Base Voltage	-40	V
V_{CEO}	Collector-Emitter Voltage	-40	V
V_{EBO}	Emitter-Base Voltage	-5	V
I_C	Collector Current -Continuous	-0.2	A
P_C	Collector Power Dissipation	0.2	W
T_J	Junction Temperature	150	$^{\circ}C$
T_{stg}	Storage Temperature	-55-150	$^{\circ}C$

PNP 3906 Electrical Characteristics ($T_A=25^{\circ}C$ unless otherwise specified)

Parameter	Symbol	Test conditions	Min	Typ	Max	Unit
Collector-base breakdown voltage	$V_{(BR)CBO}$	$I_C=-10\mu A, I_E=0$	-40			V
Collector-emitter breakdown voltage	$V_{(BR)CEO}$	$I_C=-1mA, I_B=0$	-40			V
Emitter-base breakdown voltage	$V_{(BR)EBO}$	$I_E=-10\mu A, I_C=0$	-5			V
Collector cut-off current	I_{CBO}	$V_{CB}=-30V, I_E=0$			-0.05	μA
Emitter cut-off current	I_{EBO}	$V_{EB}=-5V, I_C=0$			-0.05	μA
DC current gain	$h_{FE(1)}$	$V_{CE}=-1V, I_C=-0.1mA$	60			
	$h_{FE(2)}$	$V_{CE}=-1V, I_C=-1mA$	80			
	$h_{FE(3)}$	$V_{CE}=-1V, I_C=-10mA$	100		300	
	$h_{FE(4)}$	$V_{CE}=-1V, I_C=-50mA$	60			
	$h_{FE(5)}$	$V_{CE}=-1V, I_C=-100mA$	30			
Collector-emitter saturation voltage	$V_{CE(sat)1}$	$I_C=-10mA, I_B=-1mA$			-0.25	V
	$V_{CE(sat)2}$	$I_C=-50mA, I_B=-5mA$			-0.4	V
Base-emitter saturation voltage	$V_{BE(sat)1}$	$I_C=-10mA, I_B=-1mA$	-0.65		-0.85	V
	$V_{BE(sat)2}$	$I_C=-50mA, I_B=-5mA$			-0.95	V
Transition frequency	f_T	$V_{CE}=-20V, I_C=-10mA, f=100MHz$	250			MHz
Collector output capacitance	C_{ob}	$V_{CB}=-5V, I_E=0, f=1MHz$			4.5	pF
Noise figure	NF	$V_{CE}=-5V, I_C=-0.1mA, f=1KHz, R_g=1K\Omega$			4	dB
Delay time	t_d	$V_{CC}=-3V, V_{BE}=-0.5V$			35	nS
Rise time	t_r	$I_C=-10mA, I_{B1}=-I_{B2}=-1mA$			35	nS
Storage time	t_s	$V_{CC}=-3V, I_C=-10mA$			225	nS
Fall time	t_f	$I_{B1}=-I_{B2}=-1mA$			75	nS

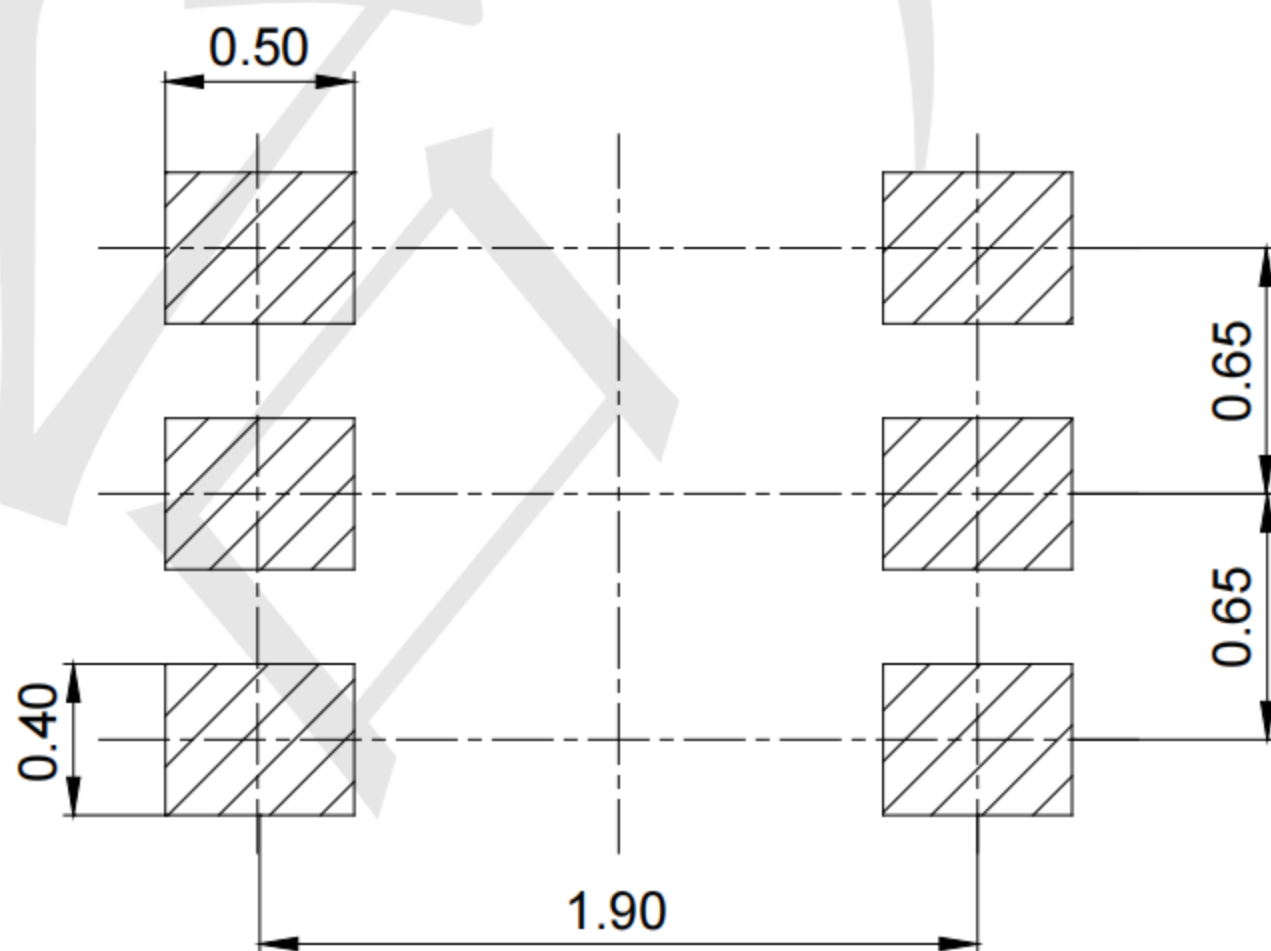


Outline Drawing - SOT363 (unit: mm)



SOT-363		
Dim	Min	Max
A	2.00	2.20
B	1.15	1.35
C	0.85	1.05
D	0.15	0.35
E	0.25	0.40
G	0.60	0.70
H	0.02	0.10
J	0.05	0.15
K	2.20	2.40

Mounting Pad Layout-SOT363 (unit: mm)



X-ON Electronics

Largest Supplier of Electrical and Electronic Components

Click to view similar products for [Bipolar Transistors - BJT category](#):

Click to view products by [TECH PUBLIC manufacturer](#):

Other Similar products are found below :

[BC559C](#) [MCH4017-TL-H](#) [MMBT-2369-TR](#) [BC546/116](#) [NJVMJD148T4G](#) [NTE16](#) [NTE195A](#) [IMX9T110](#) [2N4401-A](#) [2N4403](#) [2N6728](#)
[2SA1419T-TD-H](#) [2SA2126-E](#) [2SB1204S-TL-E](#) [FMC5AT148](#) [2N2369ADCSM](#) [2N2907A](#) [2N3904-NS](#) [2N5769](#) [2SC4618TLN](#) [CPH6501-](#)
[TL-E](#) [MCH4021-TL-E](#) [Jantx2N5416](#) [US6T6TR](#) [BAX18/A52R](#) [BC556/112](#) [IMZ2AT108](#) [MMST8098T146](#) [UMX21NTR](#) [MCH6102-TL-E](#)
[TTA1452B,S4X\(S](#) [2N3879](#) [NTE13](#) [NTE282](#) [NTE323](#) [NTE350](#) [NTE81](#) [JANTX2N2920L](#) [JANTX2N3735](#) [JANSR2N2222AUB](#)
[CMLT3946EG TR](#) [SNSS40600CF8T1G](#) [CMLT3906EG TR](#) [GRP-DATA-JANS2N2907AUB](#) [GRP-DATA-JANS2N2222AUA](#)
[MMDT3946FL3-7](#) [2N4240](#) [JANS2N3019](#) [MSB30KH-13](#) [2N2221AUB](#)