



### Features

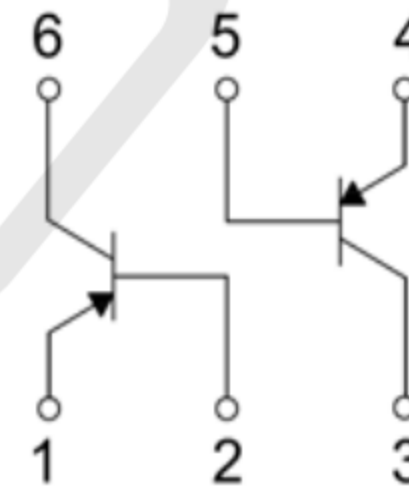
- Epitaxial Planar Die Construction
- Complementary NPN Type Available(TPMMDT5551)
- Ideal for Medium Power Amplification and Switching

### Ordering Information

- Shipping Qty:3000/7inch Tape& Reel



### Circuit Diagram



### Absolute Maximum Ratings (Tamb=25°C unless otherwise specified)

Symbol	Parameter	Value	Units
V <sub>CBO</sub>	Collector- Base Voltage	-160	V
V <sub>CEO</sub>	Collector-Emitter Voltage	-150	V
V <sub>EBO</sub>	Emitter-Base Voltage	-5	V
I <sub>c</sub>	Collector Current -Continuous	-0.2	A
P <sub>c</sub>	Collector Power Dissipation	0.2	W
T <sub>J</sub> , T <sub>stg</sub>	Operation Junction and Storage Temperature Range	-55~+150	°C

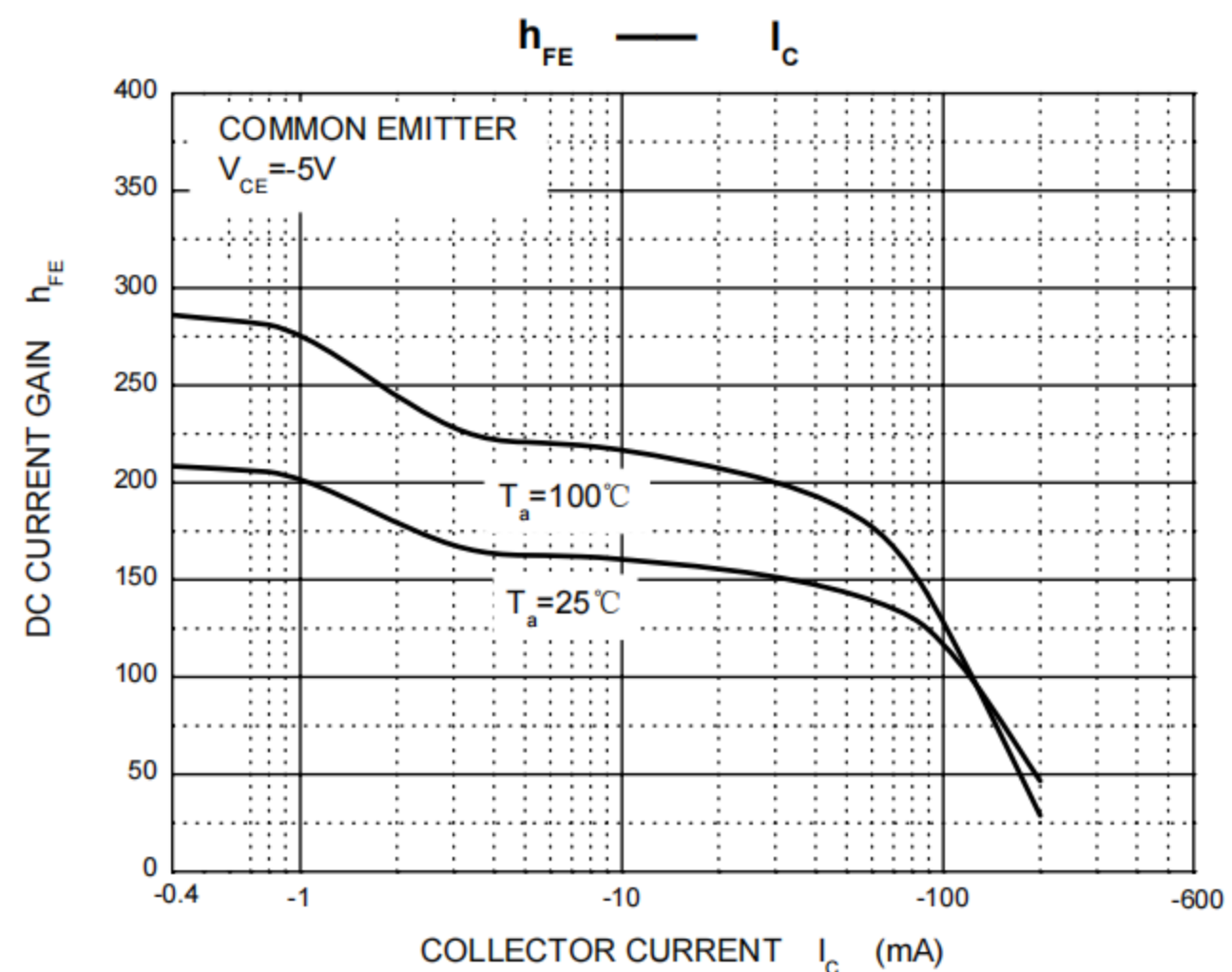
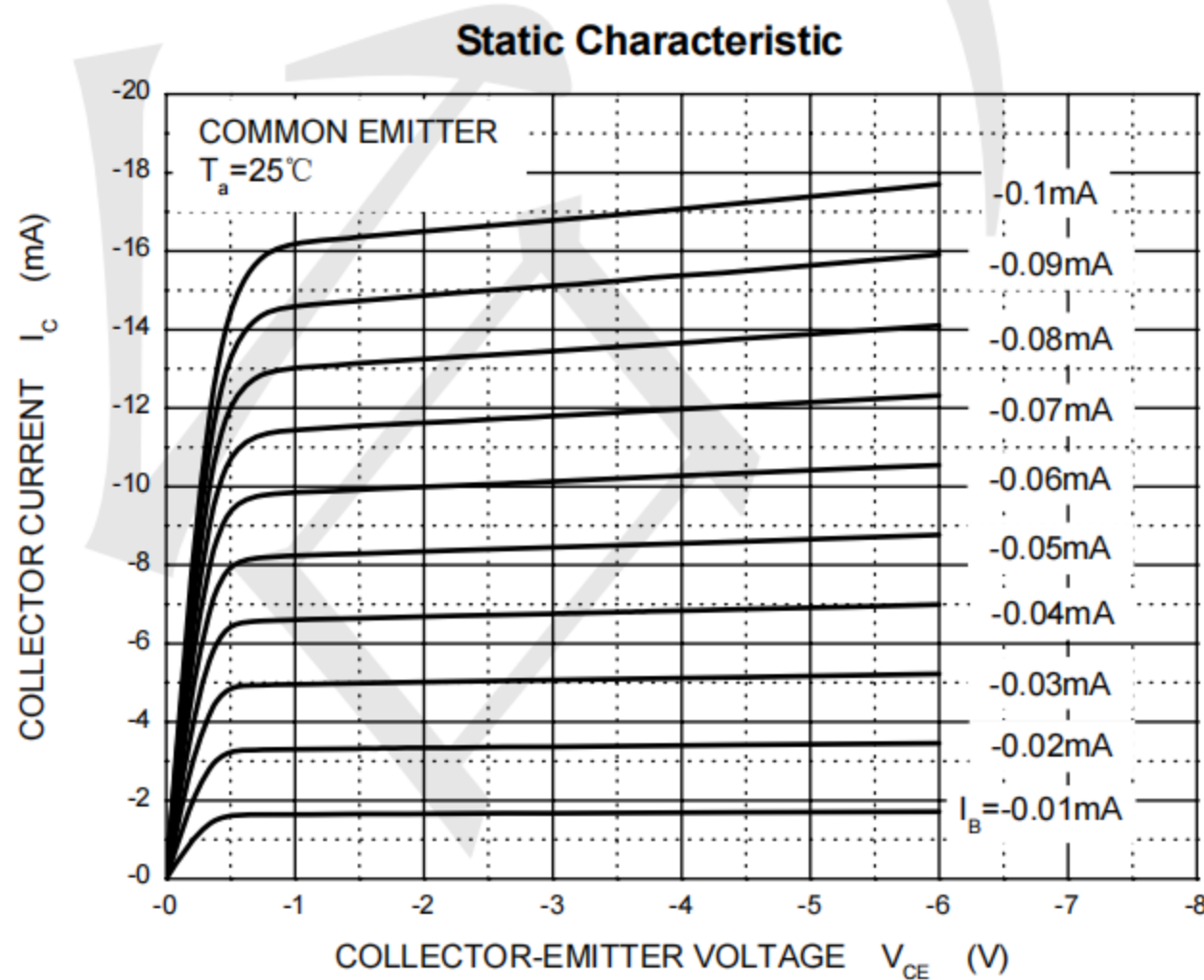


Electrical Characteristics (TA=25°C unless otherwise specified)

[www.sot23.com.tw](http://www.sot23.com.tw)

Parameter	Symbol	Test conditions	Min	Typ	Max	Unit
Collector-base breakdown voltage	$V_{(BR)CBO}$	$I_C = -100\mu A, I_E = 0$	-160			V
Collector-emitter breakdown voltage	$V_{(BR)CEO}$	$I_C = -1mA, I_B = 0$	-150			V
Emitter-base breakdown voltage	$V_{(BR)EBO}$	$I_E = -10\mu A, I_C = 0$	-5			V
Collector cut-off current	$I_{CBO}$	$V_{CB} = -120V, I_E = 0$			-0.05	$\mu A$
Emitter cut-off current	$I_{EBO}$	$V_{EB} = -3V, I_C = 0$			-0.05	$\mu A$
DC current gain	$h_{FE(1)}$	$V_{CE} = -5V, I_C = -1mA$	50			
	$h_{FE(2)}$	$V_{CE} = -5V, I_C = -10mA$	100		300	
	$h_{FE(3)}$	$V_{CE} = -5V, I_C = -50mA$	50			
Collector-emitter saturation voltage	$V_{CE(sat)1}$	$I_C = -10mA, I_B = -1mA$			-0.2	V
	$V_{CE(sat)2}$	$I_C = -50mA, I_B = -5mA$			-0.5	V
Base-emitter saturation voltage	$V_{BE(sat)1}$	$I_C = -10mA, I_B = -1mA$			-1	V
	$V_{BE(sat)2}$	$I_C = -50mA, I_B = -5mA$			-1	V
Transition frequency	$f_T$	$V_{CE} = -10V, I_C = -10mA, f = 100MHz$	100			MHz
Output Capacitance	$C_{ob}$	$V_{CB} = -10V, I_E = 0, f = 1MHz$			6	pF
Noise Figure	NF	$V_{CE} = -5.0V, I_C = -200\mu A, R_S = 10\Omega, f = 1.0kHz$			8.0	dB

Typical Performance Characteristics (TA=25°C unless otherwise Specified)

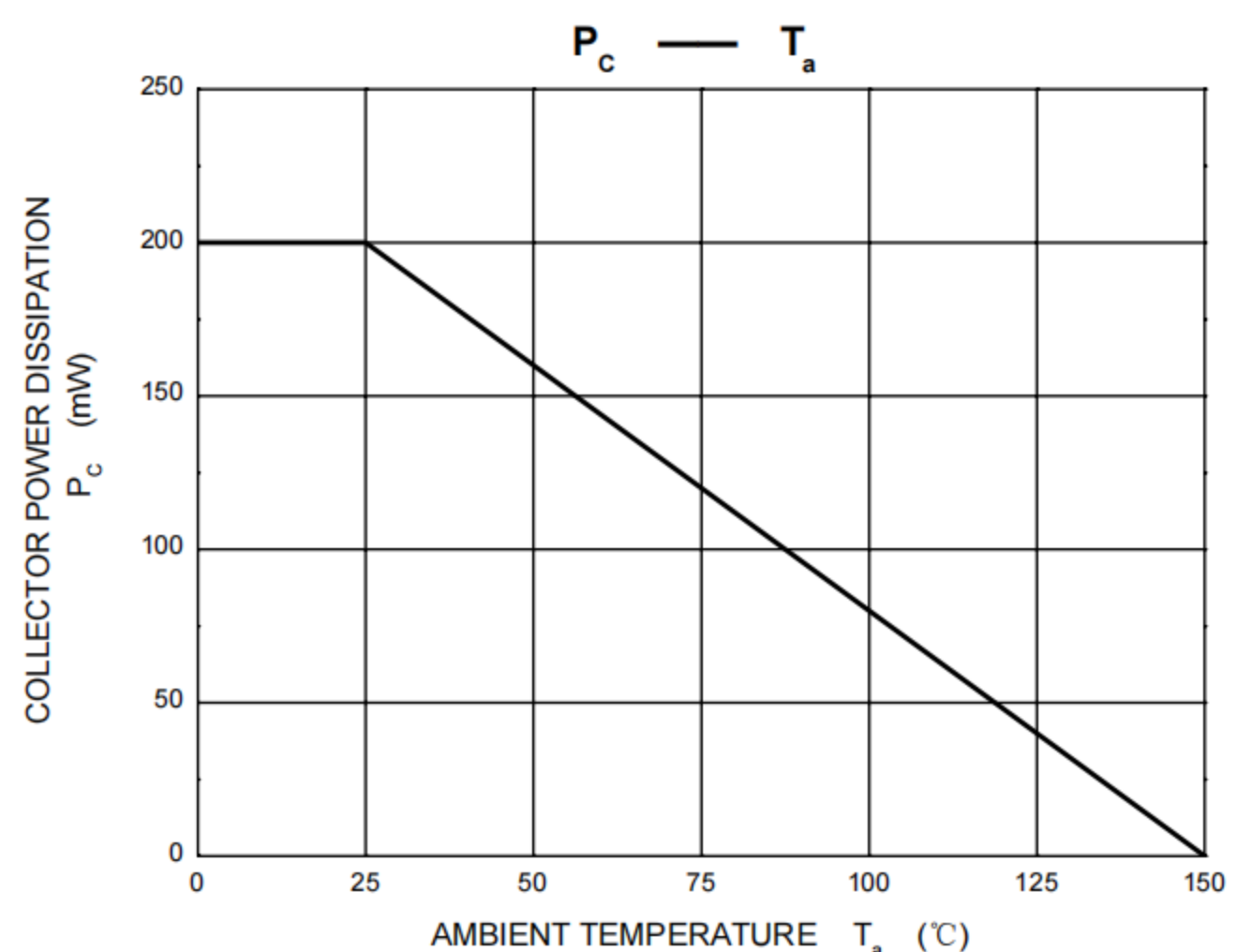
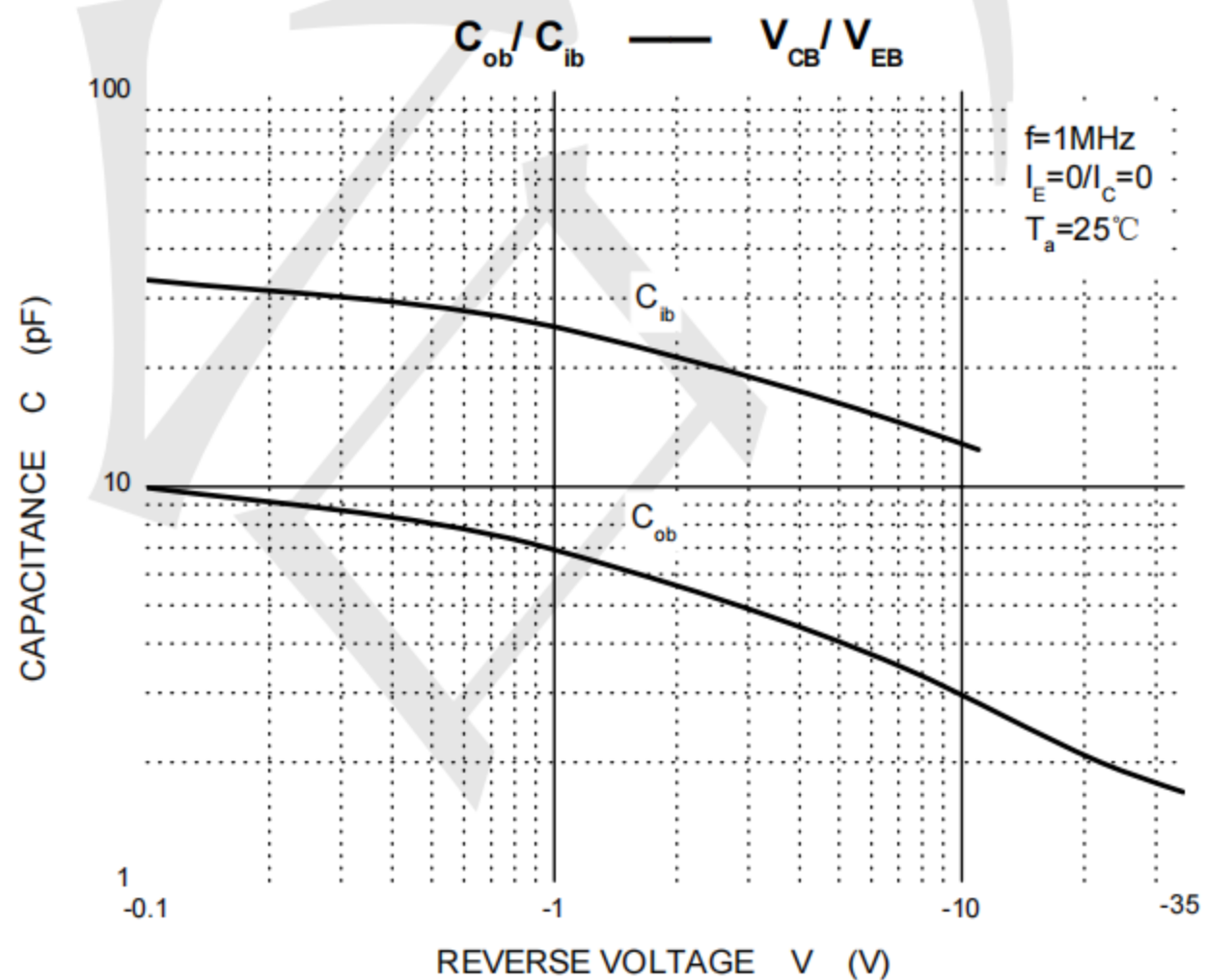
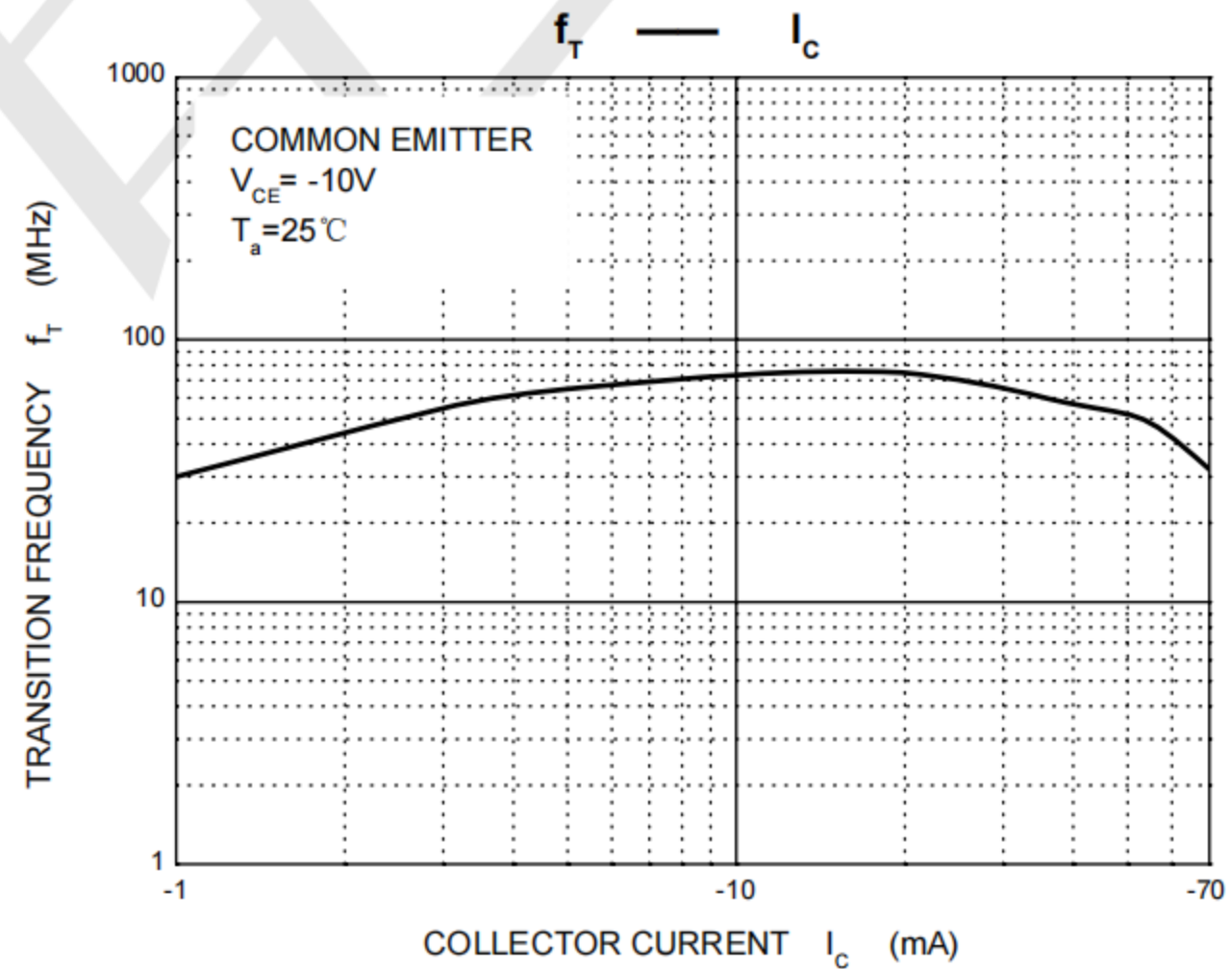
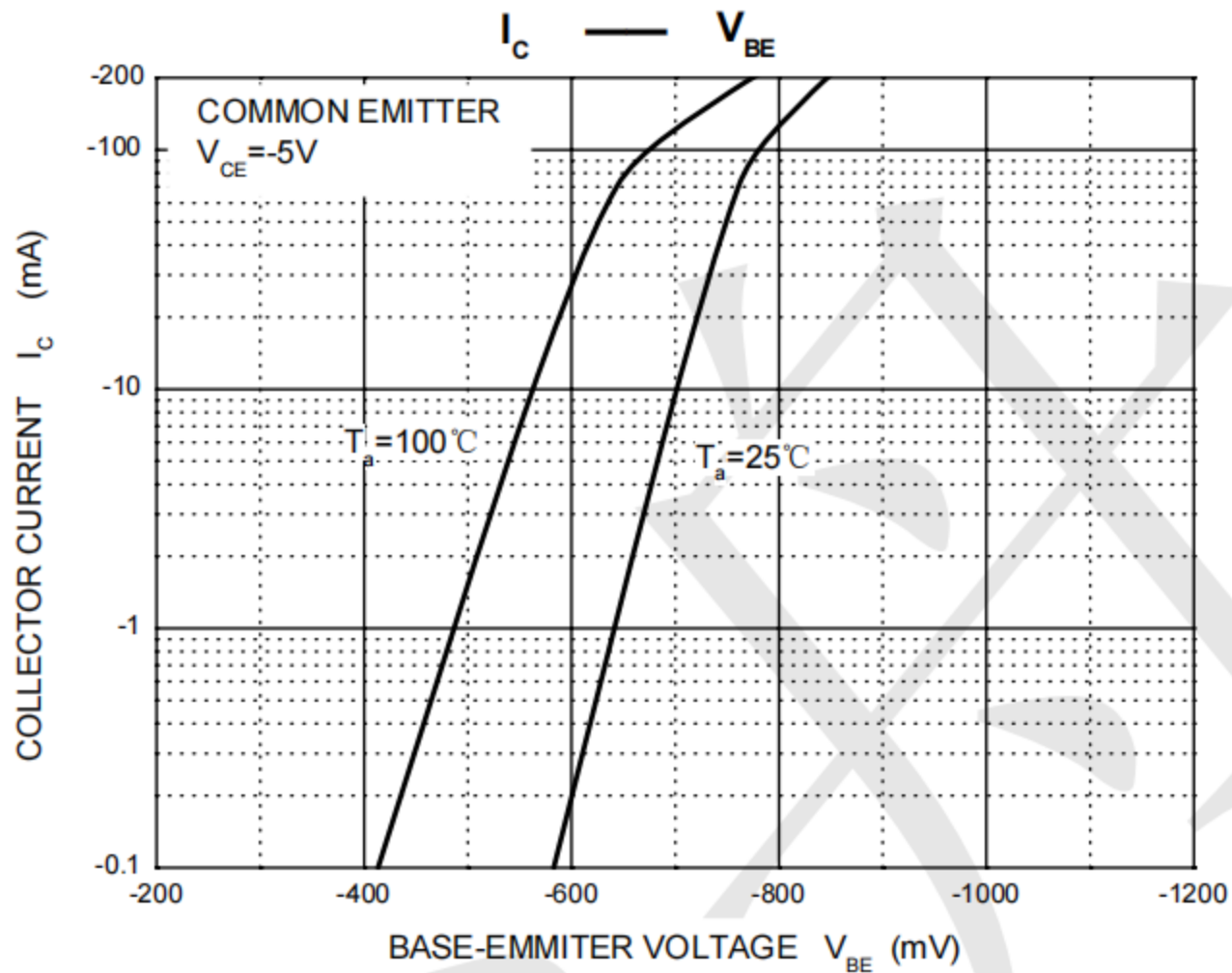
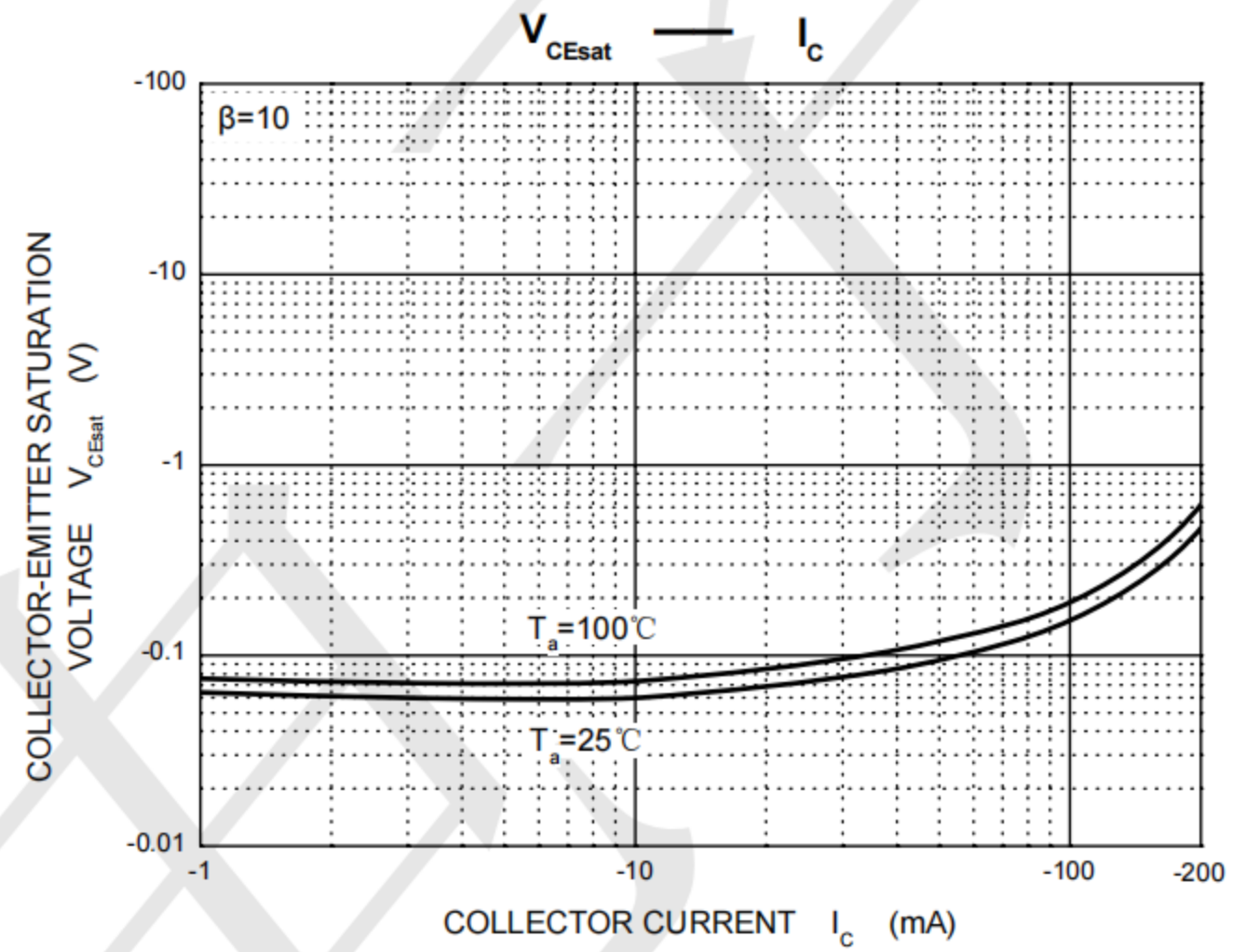
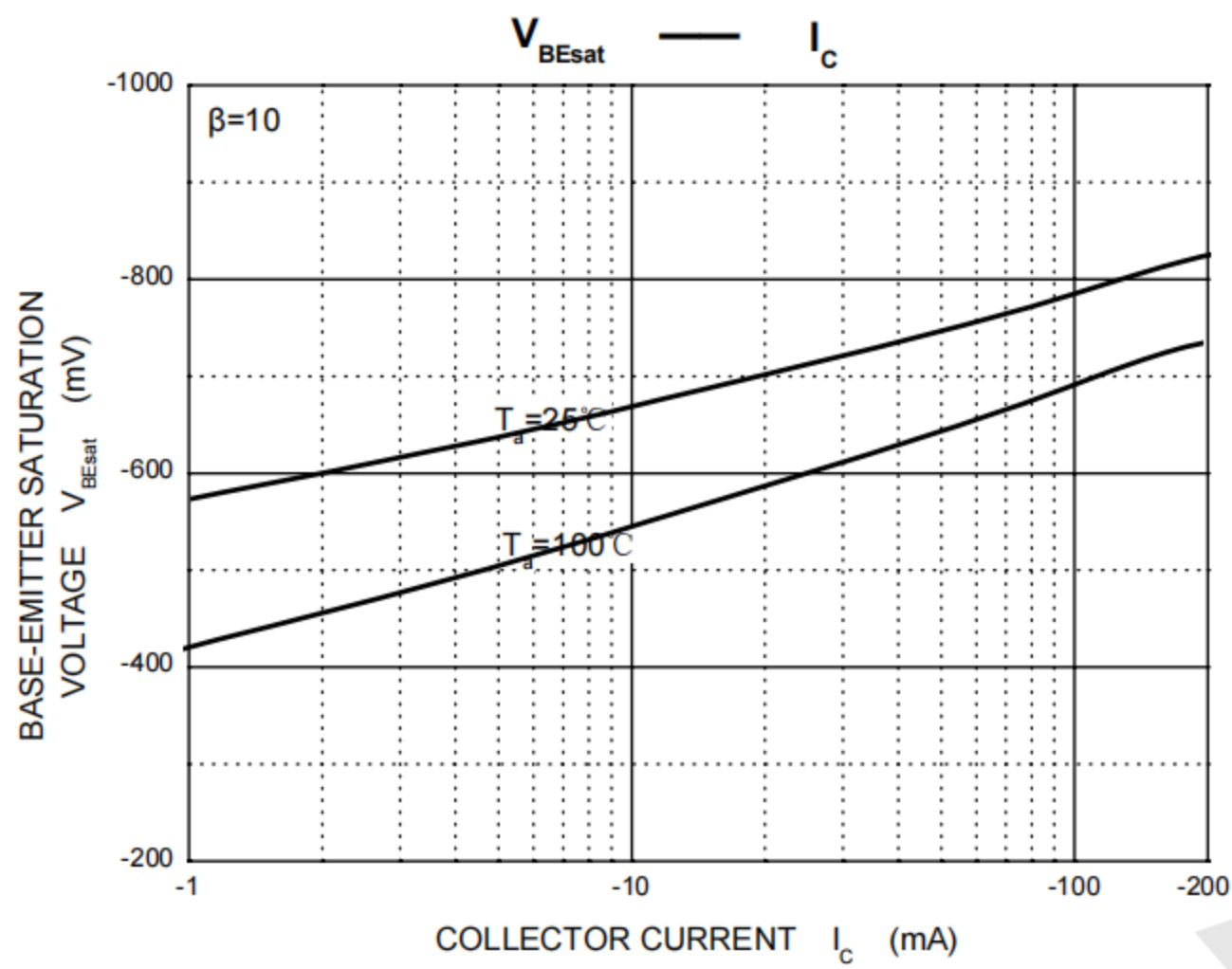






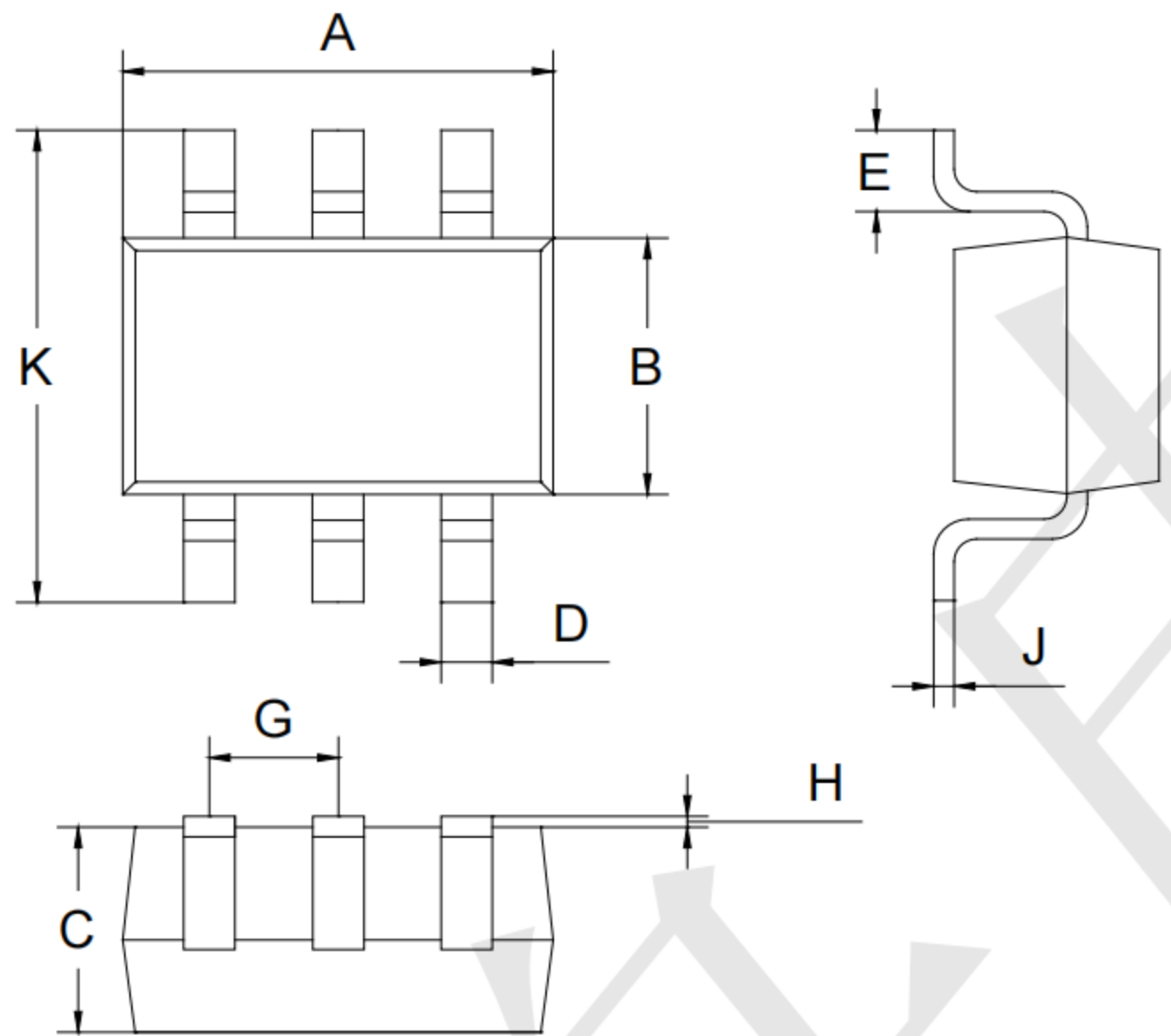
Typical Performance Characteristics (T<sub>A</sub>=25°C unless otherwise Specified)

www.sot23.com.tw



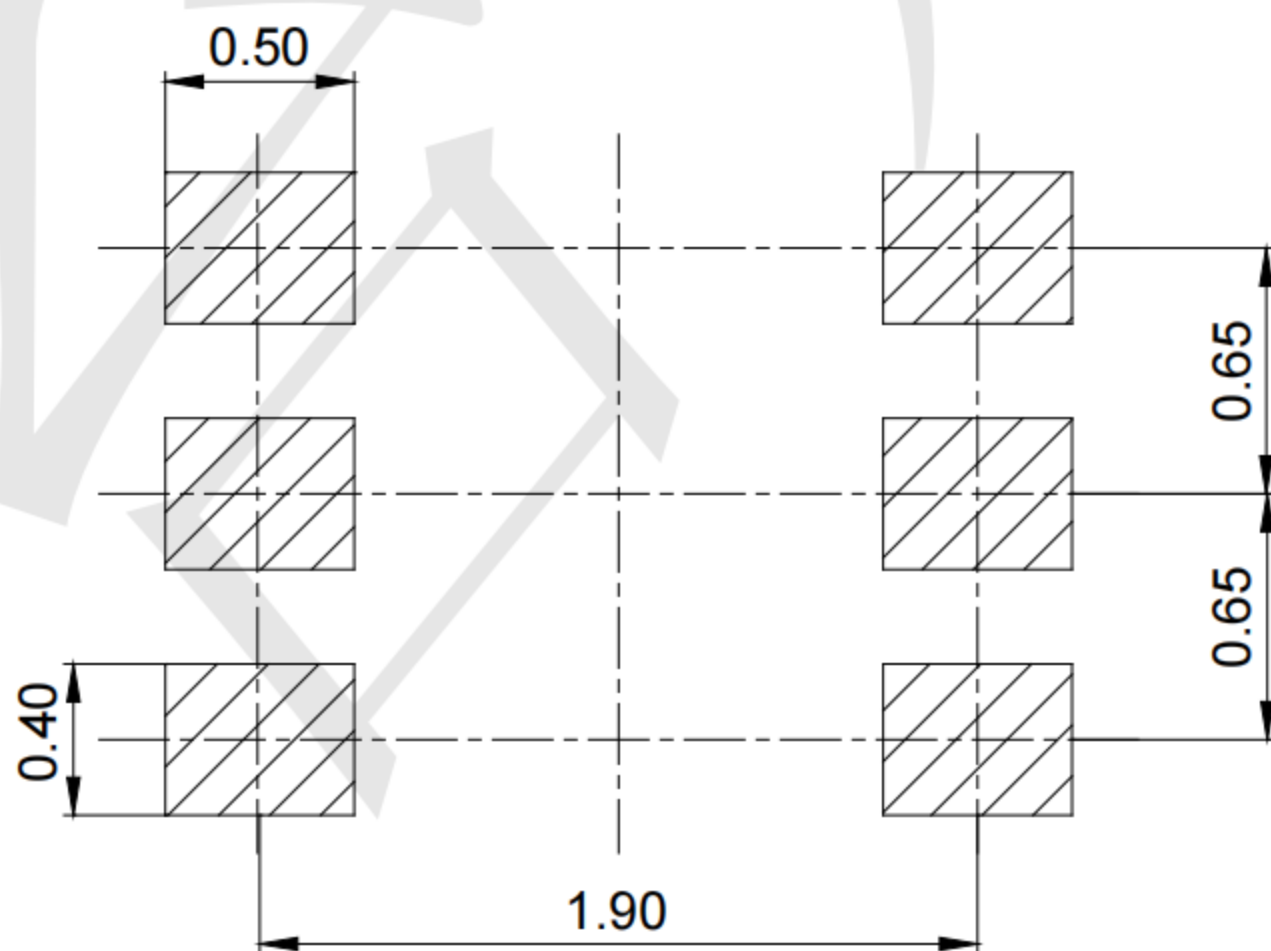


Outline Drawing - SOT363 (unit: mm)



SOT-363		
Dim	Min	Max
A	2.00	2.20
B	1.15	1.35
C	0.85	1.05
D	0.15	0.35
E	0.25	0.40
G	0.60	0.70
H	0.02	0.10
J	0.05	0.15
K	2.20	2.40

Mounting Pad Layout-SOT363 (unit: mm)



## X-ON Electronics

Largest Supplier of Electrical and Electronic Components

*Click to view similar products for [Bipolar Transistors - BJT category](#):*

*Click to view products by [TECH PUBLIC manufacturer](#):*

Other Similar products are found below :

[BC559C](#) [MCH4017-TL-H](#) [MMBT-2369-TR](#) [BC546/116](#) [NJVMJD148T4G](#) [NTE16](#) [NTE195A](#) [IMX9T110](#) [2N4401-A](#) [2N4403](#) [2N6728](#)  
[2SA1419T-TD-H](#) [2SA2126-E](#) [2SB1204S-TL-E](#) [FMC5AT148](#) [2N2369ADCSM](#) [2N2907A](#) [2N3904-NS](#) [2N5769](#) [2SC4618TLN](#) [CPH6501-](#)  
[TL-E](#) [MCH4021-TL-E](#) [Jantx2N5416](#) [US6T6TR](#) [BAX18/A52R](#) [BC556/112](#) [IMZ2AT108](#) [MMST8098T146](#) [UMX21NTR](#) [MCH6102-TL-E](#)  
[TTA1452B,S4X\(S](#) [2N3879](#) [NTE13](#) [NTE282](#) [NTE323](#) [NTE350](#) [NTE81](#) [JANTX2N2920L](#) [JANTX2N3735](#) [JANSR2N2222AUB](#)  
[CMLT3946EG TR](#) [SNSS40600CF8T1G](#) [CMLT3906EG TR](#) [GRP-DATA-JANS2N2907AUB](#) [GRP-DATA-JANS2N2222AUA](#)  
[MMDT3946FL3-7](#) [2N4240](#) [JANS2N3019](#) [MSB30KH-13](#) [2N2221AUB](#)