



Product Summary

- V_{DSS}=60V
- I_D= 0.5A
- R_{DS(ON)}= 1.7Ω@V_{GS}=-10V

Typical Applications

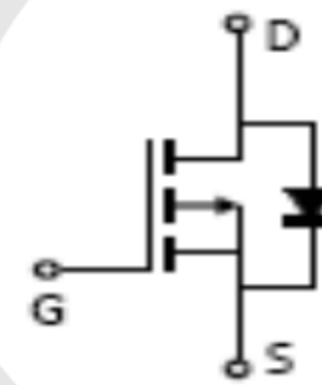
- Line current interrupter in telephone sets
- High speed and line transformer drivers

Package and Pin Configuration

SOT-23



Circuit diagram



Marking:610T

Maximum Ratings (@T_A=25°C unless otherwise specified)

Symbol	Parameter	Value	Units
V _{DSS}	Drain-Source Voltage	-60	V
V _{GSS}	Gate -Source Voltage	±20	V
I _D	Continuous Drain Current	-0.5	A
P _D	Power Dissipation	0.36	W
R _{θJA}	Junction-to-Air	350	°C/W
T _J	Junction Temperature	150	°C
T _{STG}	Storage Temperature Range	-55 to +150	°C



Electrical Characteristics (@T_A=25°C unless otherwise specified)

Symbol	Parameter	Test conditions	MIN	TYP	MAX	UNIT
OFF Characteristics						
V _{DSS}	Drain-Source Breakdown Voltage	V _{GS} =0V, I _D =-250μA	-60	-	-	V
I _{DSS}	Drain to Source Leakage Current	V _{DS} =-50V, V _{GS} =0V	-	-	-100	nA
I _{GSS}	Gate-body Leakage	V _{GS} =±20V, V _{DS} =0V	-	-	±1	uA
ON Characteristics ^(NOTE2)						
R _{DS(ON)}	Static Drain-Source On-resistance	V _{GS} =-4.5V, I _D =-0.2A	-	-	3	Ω
		V _{GS} =-10V, I _D =-0.5A	-	1.7	2	
V _{GS(TH)}	Gate Threshold Voltage	V _{DS} = V _{GS} , I _D =-250uA	-1	-1.8	-3	V
Dynamic Characteristics ^(NOTE3)						
C _{iss}	Input Capacitance	V _{GS} = 0V	-	50	-	pF
C _{oss}	Output Capacitance	V _{DS} = -25V	-	15	-	
C _{rss}	Reverse Transfer Capacitance	f = 1.0MHz	-	5	-	
Switching Characteristics ^(NOTE3)						
t _{d(on)}	Turn-on Delay Time	V _{DD} =-30V, I _D =-0.27A V _{GS} =-10V, R _G =6Ω	-	2.5	5	nS
t _r	Turn-on Rise Time		-	6.3	13	
t _{d(off)}	Turn-Off Delay Time		-	10	20	
t _f	Turn-Off Fall Time		-	4.8	9.6	
Q _g	Total Gate Charge	V _{DS} =-25V, I _D =-0.1A V _{GS} =-5V	-	0.9	1.3	nC
Q _{gs}	Gate-Source Charge		-	0.2	-	
Q _{gd}	Gate-Drain Charge		-	0.3	-	
Source-Drain Diode Characteristics						
V _{SD}	Diode Forward Voltage ^(NOTE1)	I _{SD} =-0.26A, V _{GS} =0V	-	-0.8	-1.4	V
I _s	Diode Continuous Forward Current	T _C =25°C	-	-	-0.5	A



Ratings and Characteristic Curves ($T_A=25^\circ\text{C}$ unless otherwise noted)

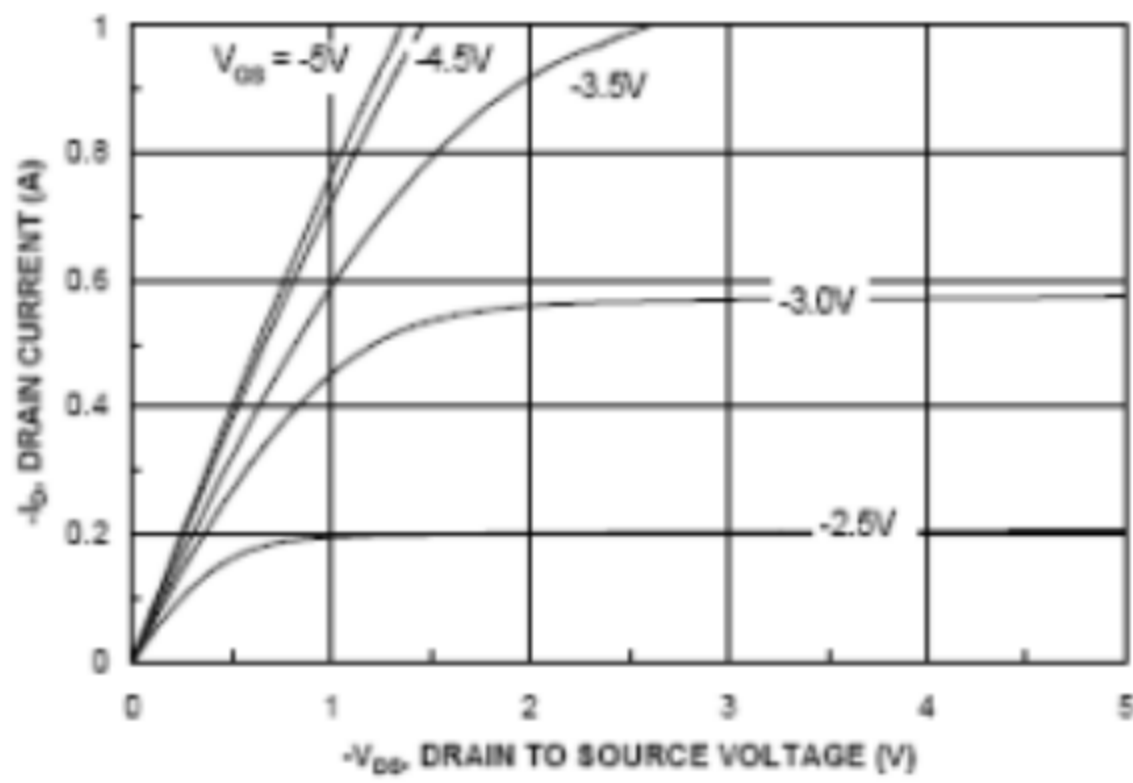


Figure 1. On-Region Characteristics.

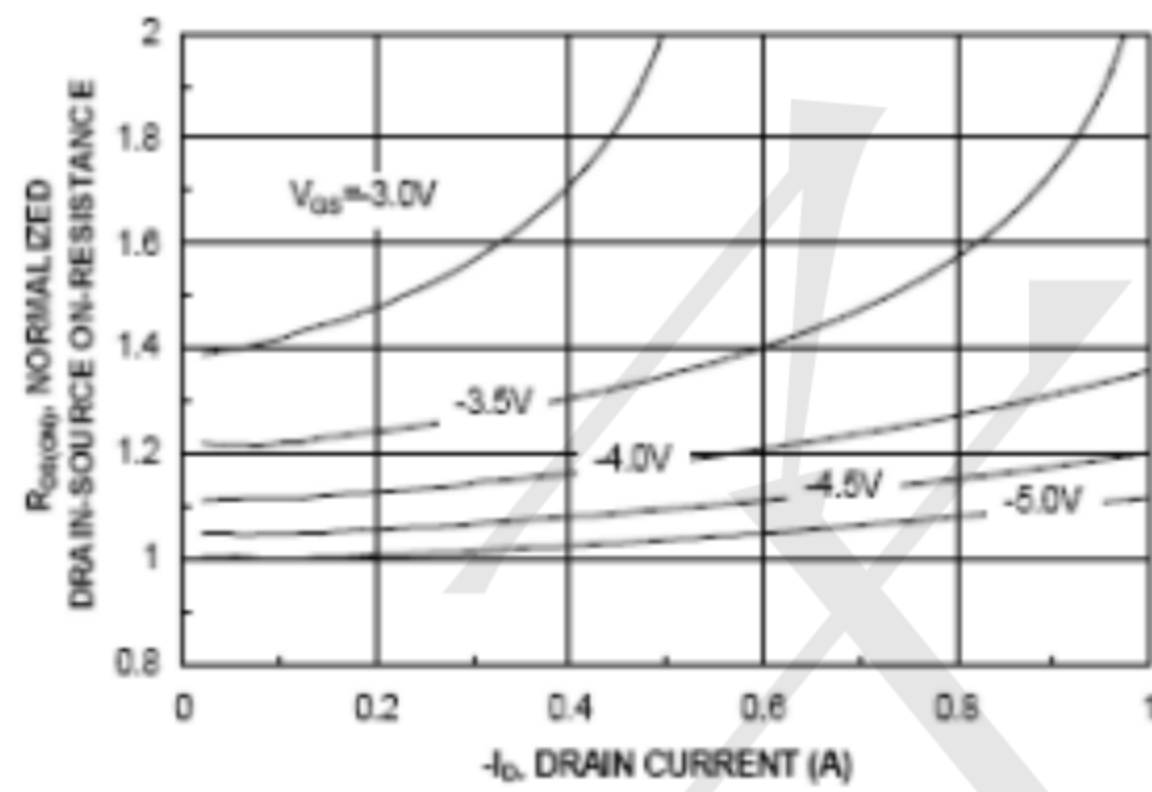


Figure 2. On-Resistance Variation with Drain Current and Gate Voltage.

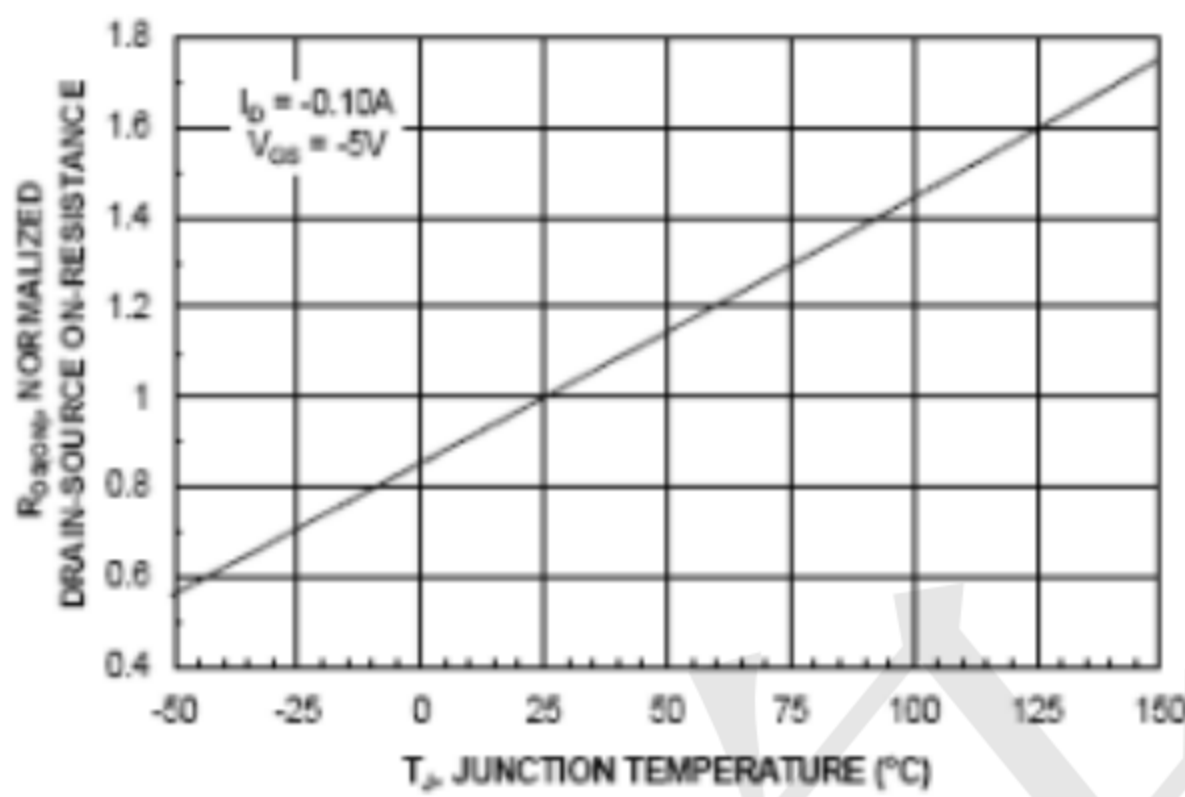


Figure 3. On-Resistance Variation with Temperature.

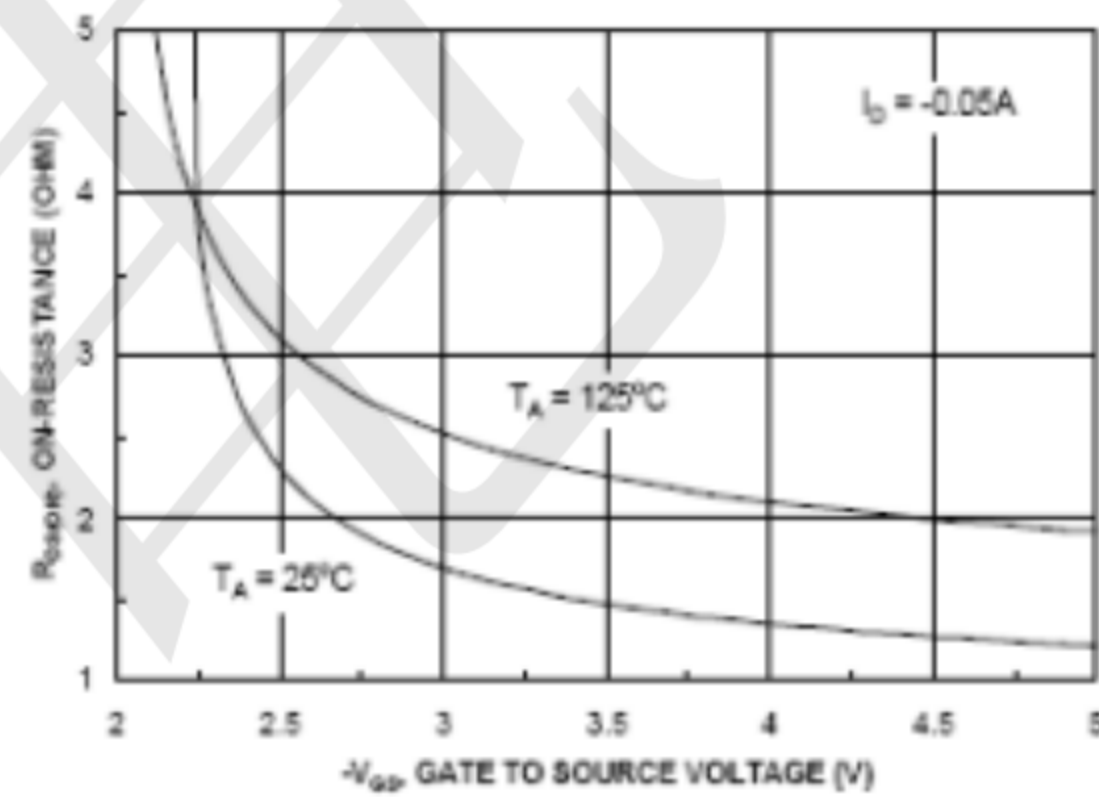


Figure 4. On-Resistance Variation with Gate-to-Source Voltage.

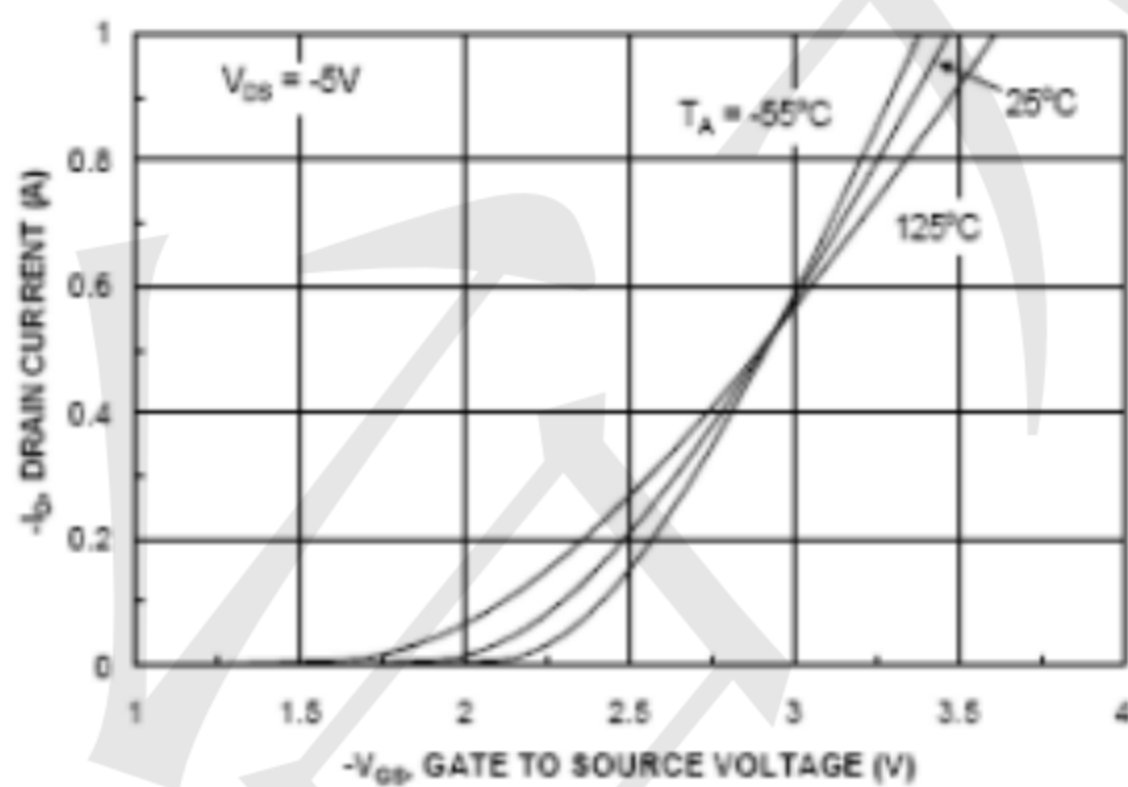


Figure 5. Transfer Characteristics.




Figure 6. Body Diode Forward Voltage Variation with Source Current and Temperature.

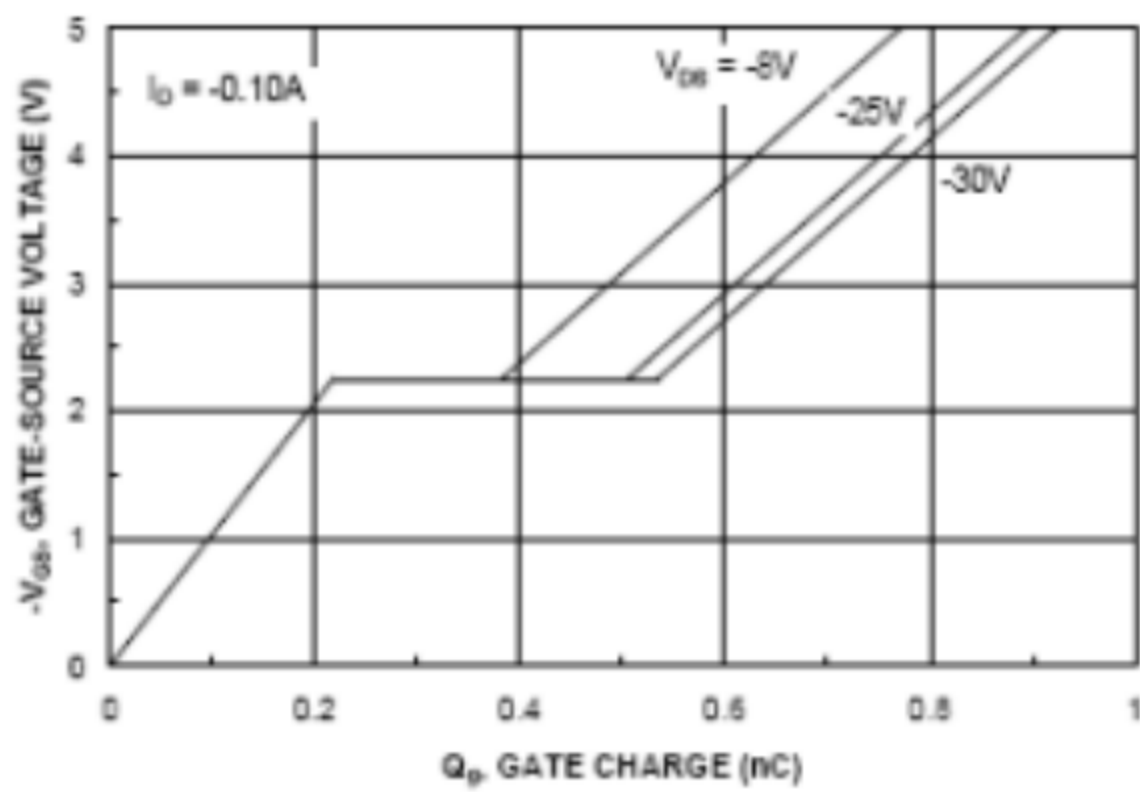


Figure 7. Gate Charge Characteristics.

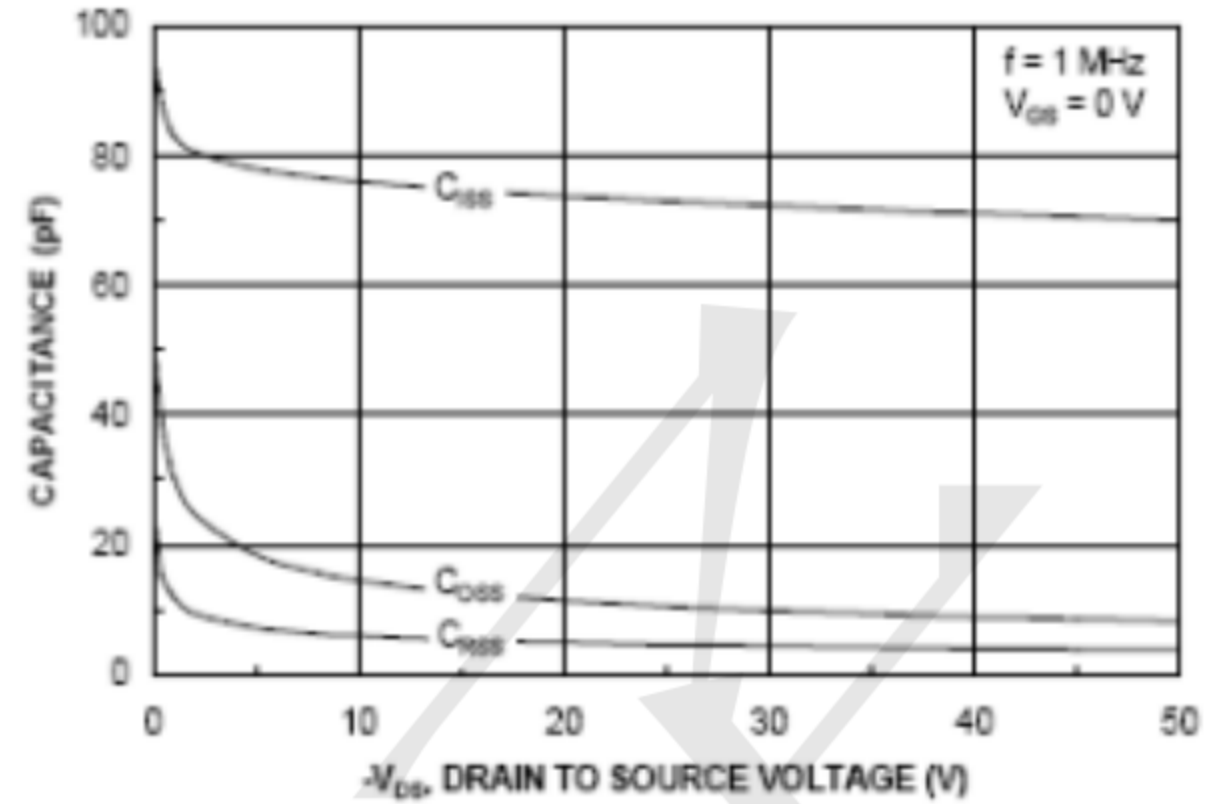


Figure 8. Capacitance Characteristics.

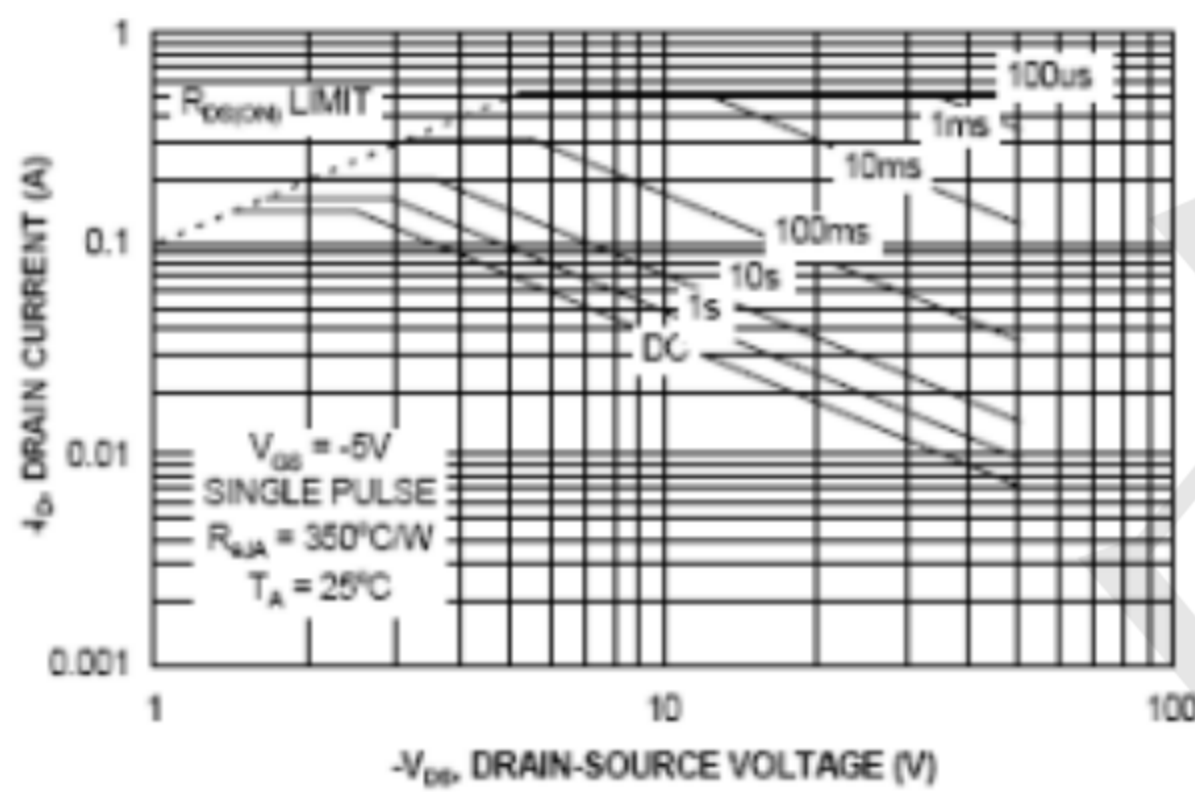


Figure 9. Maximum Safe Operating Area.

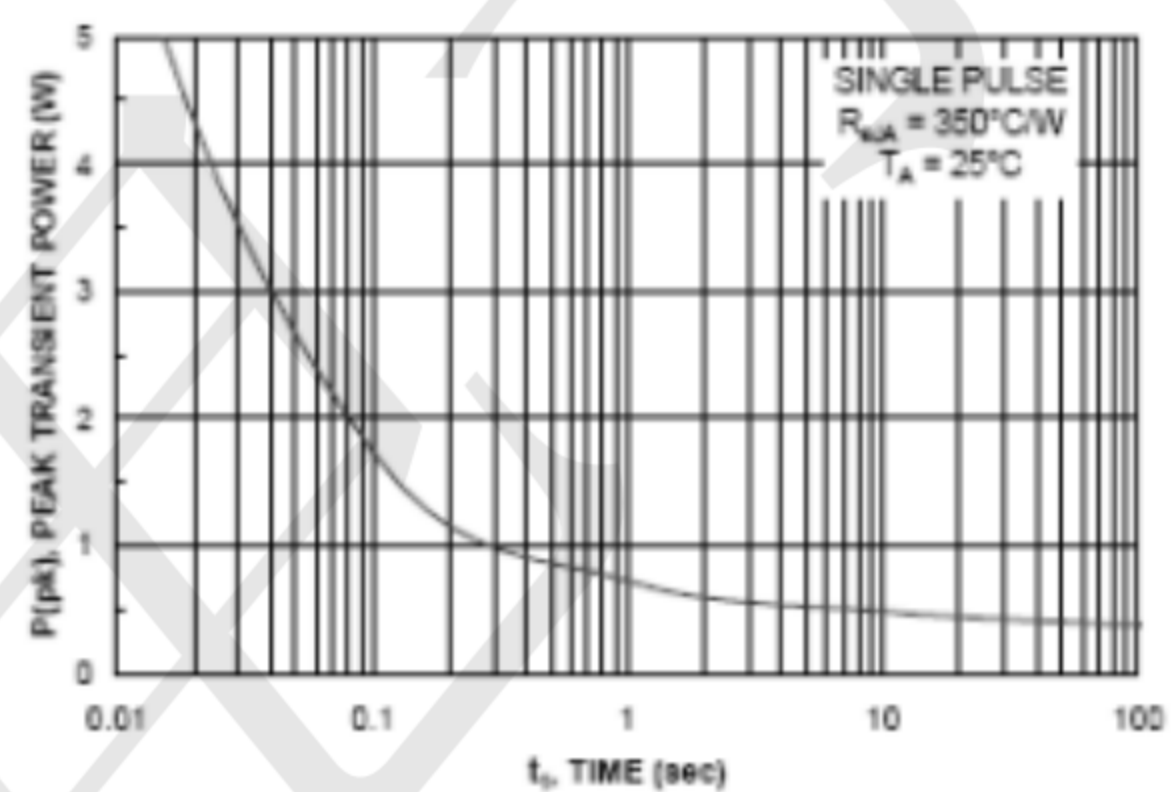


Figure 10. Single Pulse Maximum Power Dissipation.




Figure 11. Transient Thermal Response Curve.

Thermal characterization performed using the conditions described in Note 1a. Transient thermal response will change depending on the circuit board design.



TECH PUBLIC

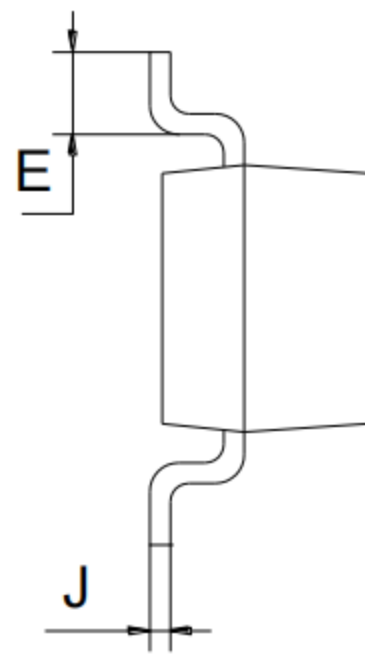
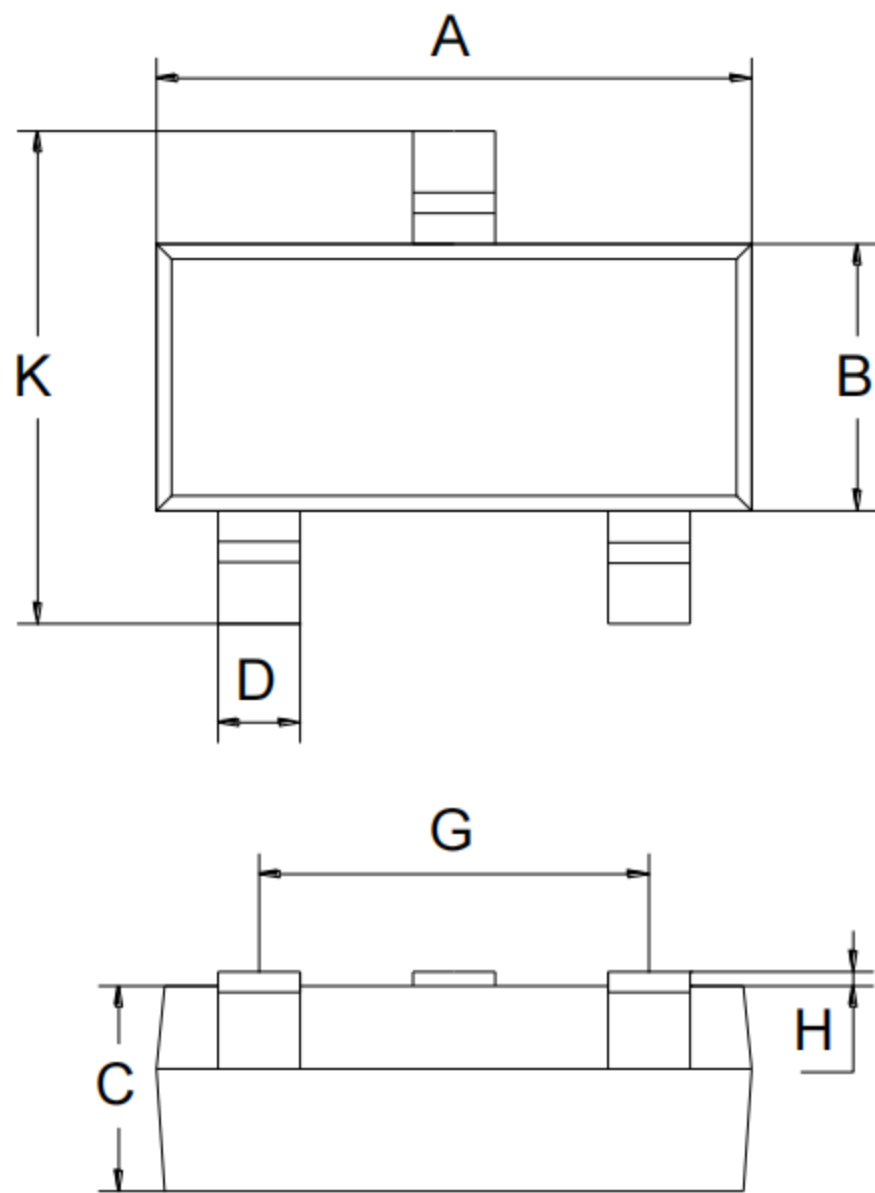
—台舟电子—

NTR5105PT1G

1.7Ω ,60V P-Channel MOSFET

www.sot23.com.tw

SOT-23 Package Information (T_A=25°C unless otherwise noted)



SOT-23		
Dim	Min	Max
A	2.70	3.10
B	1.10	1.50
C	0.90	1.10
D	0.30	0.50
E	0.35	0.48
G	1.80	2.00
H	0.02	0.10
J	0.05	0.15
K	2.20	2.60

X-ON Electronics

Largest Supplier of Electrical and Electronic Components

Click to view similar products for [MOSFET](#) category:

Click to view products by [TECH PUBLIC](#) manufacturer:

Other Similar products are found below :

[IRFD120](#) [JANTX2N5237](#) [2SK2267\(Q\)](#) [BUK455-60A/B](#) [TK100A10N1,S4X\(S](#) [MIC4420CM-TR](#) [VN1206L](#) [NDP4060](#) [SI4482DY](#)
[IRS2092STRPBF-EL](#) [IPS70R2K0CEAKMA1](#) [TK31J60W5,S1VQ\(O](#) [TK31J60W,S1VQ\(O](#) [TK16J60W,S1VQ\(O](#) [2SK2614\(TE16L1,Q\)](#)
[DMN1017UCP3-7](#) [EFC2J004NUZTDG](#) [P85W28HP2F-7071](#) [DMN1053UCP4-7](#) [NTE2384](#) [DMC2700UDMQ-7](#) [DMN2080UCB4-7](#)
[DMN61D9UWQ-13](#) [US6M2GTR](#) [DMN31D5UDJ-7](#) [DMP22D4UFO-7B](#) [IPS60R3K4CEAKMA1](#) [DMN1006UCA6-7](#) [DMN16M9UCA6-7](#)
[STF5N65M6](#) [IRF40H233XTMA1](#) [STU5N65M6](#) [DMN6022SSD-13](#) [DMN13M9UCA6-7](#) [DMTH10H4M6SPS-13](#) [IPS60R360PFD7SAKMA1](#)
[DMN2990UFB-7B](#) [SSM3K35CT,L3F](#) [IPLK60R1K0PFD7ATMA1](#) [2N7002W-G](#) [MCAC30N06Y-TP](#) [IPWS65R035CFD7AXKSA1](#)
[MCQ7328-TP](#) [SSM3J143TU,LXHF](#) [DMN12M3UCA6-7](#) [PJMF280N65E1_T0_00201](#) [PJMF380N65E1_T0_00201](#)
[PJMF280N60E1_T0_00201](#) [PJMF600N65E1_T0_00201](#) [PJMF900N65E1_T0_00201](#)