

Features

- Ultra low capacitance: 1 pF Max I/O to GND
- Ultra low leakage: nA level
- Low operating voltage: 70V
- Uni-directional TVS Diode Array
- Low clamping voltage
- Complies with following standards:
 - IEC 61000-4-2 (ESD) immunity test
Air discharge: $\pm 15\text{kV}$
Contact discharge: $\pm 8\text{kV}$
 - IEC61000-4-4 (EFT) 40A (5/50ns)
- ROHS Compliant

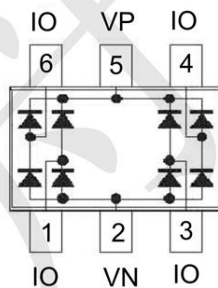
Mechanical Characteristics

- Package: SOT23-6
- Lead Finish: Matte Tin
- Case Material: "Green" Molding Compound.
- UL Flammability Classification Rating 94V-0
- Moisture Sensitivity: Level 3 per J-STD-020

Applications

- USB 2.0 and Firewire Port Protection
- LAN / WLAN Access Point terminals
- Video Signal Line Protection

Dimensions and Pin Configuration



SOT23-6

Marking: 64.*

Absolute Maximum Ratings (Tamb=25°C unless otherwise specified)

PARAMETER	SYMBOL	VALUE	UNITS
Rectifier Repetitive Peak Reverse Voltage	V _{RRM}	70	V
ESD per IEC61000-4-2 (Air)	V _{ESD}	>15	kV
ESD per IEC61000-4-2 (Contact)		>8	
Surge Non Repetitive Forward Current-Rectangular waveform tp=2.5μs tp=1ms tp=100ms	I _{FRM}	6	A
		2	
		1	
Operating Junction and Storage Temperature Range	T _J , T _{STG}	-55 to 150	°C

Electrical Characteristics (TA=25°C unless otherwise specified)

PARAMETER	SYMBOL	TEST CONDITION	MIN.	TYP.	MAX.	UNITS
Peak Reverse Stand-Off Voltage	V _{RRM}		-	-	70	V
Reverse Breakdown Voltage	V _{BR}	I _{BR} =50μA	85	-	-	V
Reverse Leakage Current	I _R	V _{RWM} =70V	-	0.1	1	μA
Off State Junction Capacitance	C _J	0Vdc, f=1MHz between I/O lines and GND	-	-	1	pF
Off State Junction Capacitance	C _J	0Vdc, f=1MHz between I/O lines	-	-	0.9	pF

Typical Performance Characteristics ($T_A=25^\circ\text{C}$ unless otherwise Specified)

Fig1. 8/20 μs Pulse Waveform

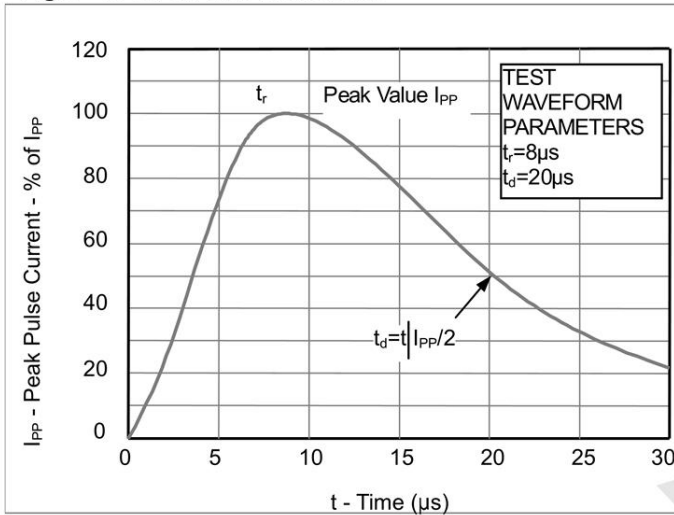


Fig2. ESD Pulse Waveform (according to IEC 61000-4-2)

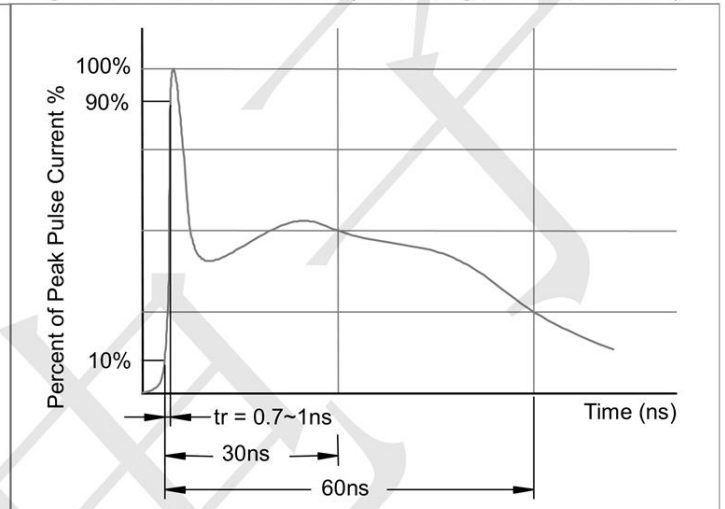
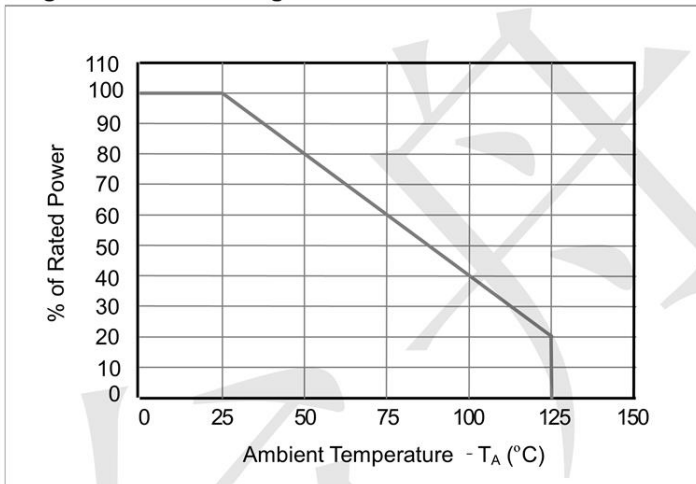
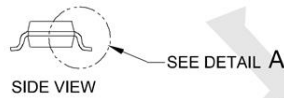
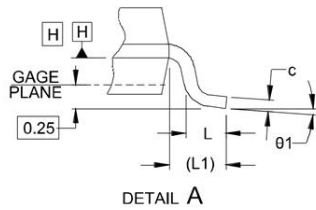
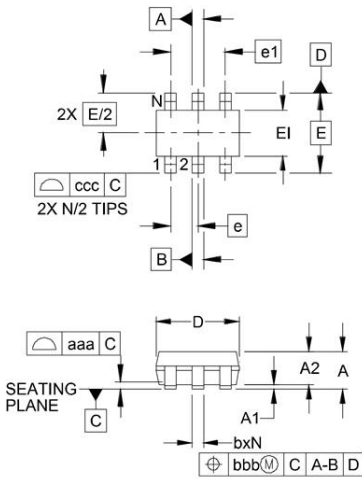


Fig3. Power Derating Curve

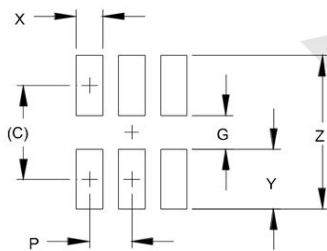


Outline Drawing - SOT23-6



DIM	INCHES		MILLIMETERS	
	MIN	NOM MAX	MIN	NOM MAX
A	.035	- .057	0.90	- 1.45
A1	.000	- .006	0.00	- 0.15
A2	.035	.045 .051	.90	1.15 1.30
b	.010	- .020	0.25	- 0.50
c	.003	- .009	0.08	- 0.22
D	.110	.114 .118	2.80	2.90 3.00
E1	.060	.063 .069	1.50	1.60 1.75
E	.110 BSC		2.80 BSC	
e	.037 BSC		0.95 BSC	
e1	.075 BSC		1.90 BSC	
L	.012	.018 .024	0.30	0.45 0.60
L1	(.024)		(0.60)	
N	6		6	
theta1	0°	- 10°	0°	- 10°
aaa	.004		0.10	
bbb	.008		0.20	
ccc	.008		0.20	

Land Pattern - SOT23-6



DIM	DIMENSIONS	
	INCHES	MILLIMETERS
C	(.098)	(2.50)
G	.055	1.40
P	.037	0.95
X	.024	0.60
Y	.043	1.10
Z	.141	3.60

X-ON Electronics

Largest Supplier of Electrical and Electronic Components

Click to view similar products for [RF MOSFET Transistors](#) category:

Click to view products by [TECH PUBLIC](#) manufacturer:

Other Similar products are found below :

[FH2164](#) [BLF245](#) [ARF465BG](#) [BF 2030](#) [E6814](#) [BLF861A](#) [MRF6S20010GNR1](#) [DU28200M](#) [MMRF1015NR1](#) [UF28100M](#) [MW6S010GNR1](#)
[DU2820S](#) [MRF24301HR5](#) [MMRF1014NT1](#) [MRF422](#) [ARF468BG](#) [MAPHST0045](#) [A2T27S020NR1](#) [DU2860U](#) [MHT1803A](#) [VRF152GMP](#)
[MRFE6VP5300NR1](#) [BF2040E6814HTSA1](#) [MRFE6VP5150NR1](#) [MMRF5014HR5](#) [LET9060S](#) [MRF136Y](#) [MRF175GV](#) [AFT27S010NT1](#)
[AFT27S006NT1](#) [MRF1K50NR5](#) [BG 3130](#) [H6327](#) [MRFE6VP5300NR1](#) [MRFE6VP5600HR6](#) [MRFX1K80HR5](#) [BF998E6327HTSA1](#)
[AFM907NT1](#) [AFT05MS006NT1](#) [AFV10700HR5](#) [MRF141](#) [MRF492](#) [MRF141](#) [MRF171](#) [MRF172](#) [MRF174](#) [AFM906NT1](#) [BLF578XR,112](#)
[TPM9305PD6](#) [CJU02N65](#) [FDS9926A](#) [AFT05MS031NR1](#)