

## Features

- Ultra low capacitance: 1 pF Max I/O to GND
- Ultra low leakage: nA level
- Low operating voltage: 70V
- Uni-directional TVS Diode Array
- Low clamping voltage
- Complies with following standards:
  - IEC 61000-4-2 (ESD) immunity test  
Air discharge:  $\pm 15\text{kV}$   
Contact discharge:  $\pm 8\text{kV}$
  - IEC61000-4-4 (EFT) 40A (5/50ns)
- ROHS Compliant

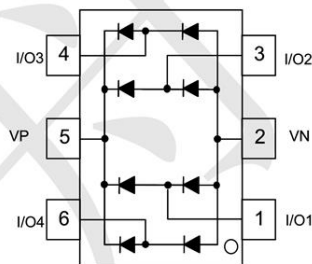
## Mechanical Characteristics

- Package: SOT23-6
- Lead Finish: Matte Tin
- Case Material: "Green" Molding Compound.
- UL Flammability Classification Rating 94V-0
- Moisture Sensitivity: Level 3 per J-STD-020

## Applications

- USB 2.0 and Firewire Port Protection
- LAN / WLAN Access Point terminals
- Video Signal Line Protection

## Dimensions and Pin Configuration



SOT23-6

**Marking: LG $\square$  Or DALC**

**Absolute Maximum Ratings** (Tamb=25°C unless otherwise specified)

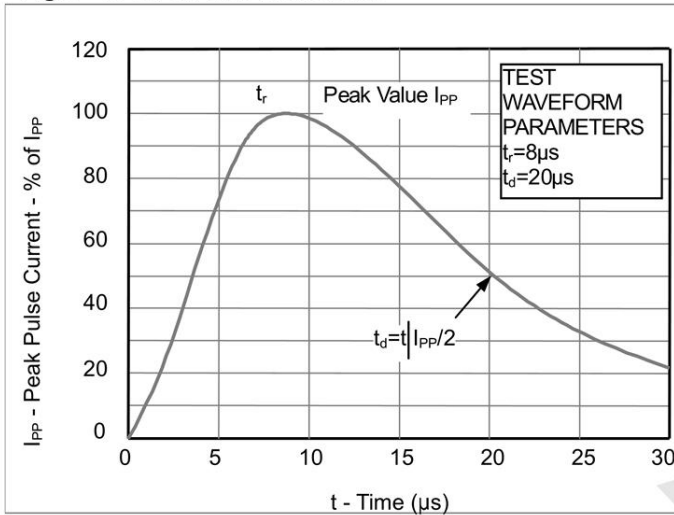
PARAMETER	SYMBOL	VALUE	UNITS
Rectifier Repetitive Peak Reverse Voltage	V <sub>RRM</sub>	70	V
ESD per IEC61000-4-2 (Air)	V <sub>ESD</sub>	>15	kV
ESD per IEC61000-4-2 (Contact)		>8	
Surge Non Repetitive Forward Current-Rectangular waveform tp=2.5μs tp=1ms tp=100ms	I <sub>FRM</sub>	6	A
		2	
		1	
Operating Junction and Storage Temperature Range	T <sub>J</sub> , T <sub>STG</sub>	-55 to 150	°C

**Electrical Characteristics** (TA=25°C unless otherwise specified)

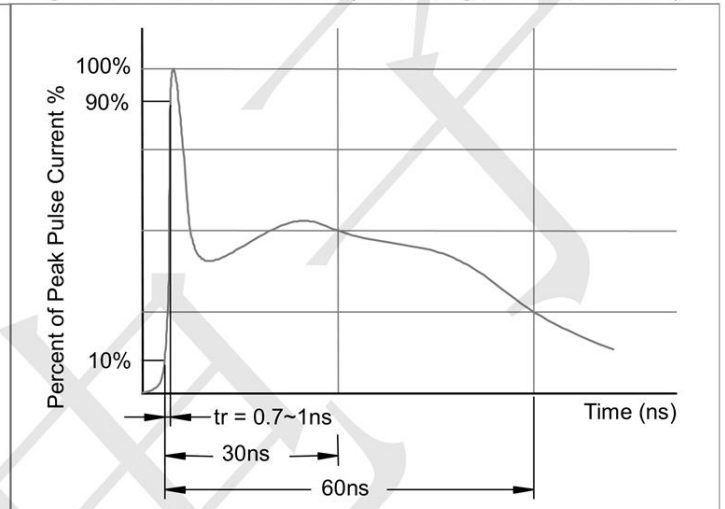
PARAMETER	SYMBOL	TEST CONDITION	MIN.	TYP.	MAX.	UNITS
Peak Reverse Stand-Off Voltage	V <sub>RRM</sub>		-	-	70	V
Reverse Breakdown Voltage	V <sub>BR</sub>	I <sub>BR</sub> =50μA	85	-	-	V
Reverse Leakage Current	I <sub>R</sub>	V <sub>RWM</sub> =70V	-	0.1	1	μA
Off State Junction Capacitance	C <sub>J</sub>	0Vdc, f=1MHz between I/O lines and GND	-	-	1	pF
Off State Junction Capacitance	C <sub>J</sub>	0Vdc, f=1MHz between I/O lines	-	-	0.9	pF

**Typical Performance Characteristics ( $T_A=25^\circ\text{C}$  unless otherwise Specified)**

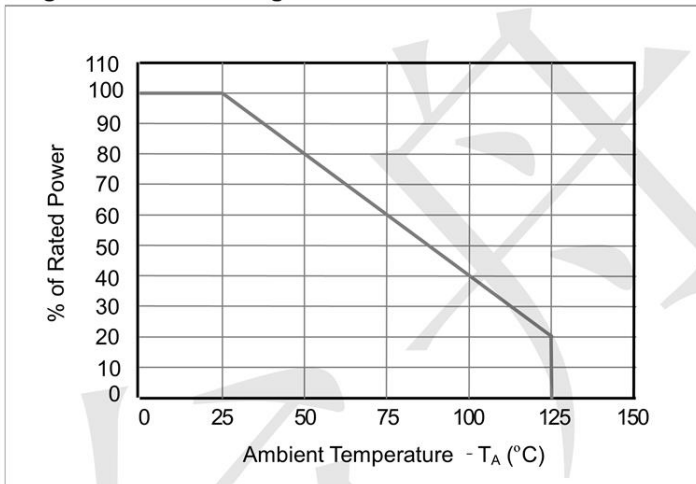
**Fig1. 8/20 $\mu\text{s}$  Pulse Waveform**



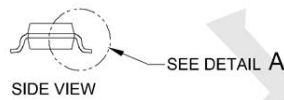
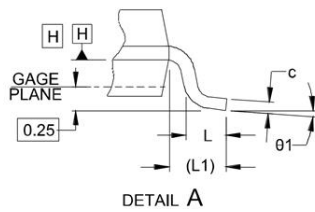
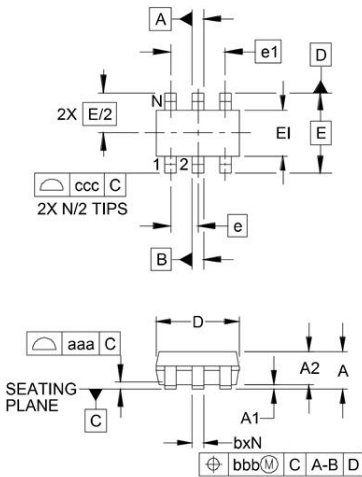
**Fig2. ESD Pulse Waveform (according to IEC 61000-4-2)**



**Fig3. Power Derating Curve**

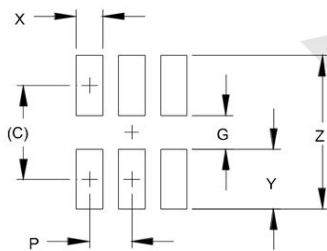


**Outline Drawing - SOT23-6**



DIM	INCHES		MILLIMETERS	
	MIN	NOM MAX	MIN	NOM MAX
A	.035	-.057	0.90	- 1.45
A1	.000	-.006	0.00	- 0.15
A2	.035	.045 .051	.90	1.15 1.30
b	.010	-.020	0.25	- 0.50
c	.003	-.009	0.08	- 0.22
D	.110	.114 .118	2.80	2.90 3.00
E1	.060	.063 .069	1.50	1.60 1.75
E	.110 BSC		2.80 BSC	
e	.037 BSC		0.95 BSC	
e1	.075 BSC		1.90 BSC	
L	.012	.018 .024	0.30	0.45 0.60
L1	(.024)		(0.60)	
N	6		6	
θ1	0°	- 10°	0°	- 10°
aaa	.004		0.10	
bbb	.008		0.20	
ccc	.008		0.20	

**Land Pattern - SOT23-6**



DIM	DIMENSIONS	
	INCHES	MILLIMETERS
C	(.098)	(2.50)
G	.055	1.40
P	.037	0.95
X	.024	0.60
Y	.043	1.10
Z	.141	3.60

## X-ON Electronics

Largest Supplier of Electrical and Electronic Components

*Click to view similar products for [ESD Suppressors / TVS Diodes](#) category:*

*Click to view products by [TECH PUBLIC](#) manufacturer:*

Other Similar products are found below :

[60KS200C](#) [D18V0L1B2LP-7B](#) [D5V0F4U5P5-7](#) [DESD5V0U1BB-7](#) [NTE4902](#) [P4KE27CA](#) [P6KE11CA](#) [P6KE39CA-TP](#) [P6KE8.2A](#)  
[SA110CA](#) [SA60CA](#) [SA64CA](#) [SMBJ12CATR](#) [SMBJ33CATR](#) [SMBJ8.0A](#) [ESD101-B1-02ELS E6327](#) [ESD105-B1-02EL E6327](#) [ESD112-B1-02EL E6327](#) [ESD119B1W01005E6327XTSA1](#) [ESD5V0L1B02VH6327XTSA1](#) [ESD7451N2T5G](#) [19180-510](#) [CPDT-5V0USP-HF](#)  
[3.0SMCJ33CA-F](#) [3.0SMCJ36A-F](#) [HSPC16701B02TP](#) [D3V3Q1B2DLP3-7](#) [D55V0M1B2WS-7](#) [DESD5V0U1BL-7B](#) [DRTR5V0U4SL-7](#)  
[SCM1293A-04SO](#) [ESD200-B1-CSP0201 E6327](#) [SM12-7](#) [SMLJ45CA-TP](#) [CEN955 W/DATA](#) [82350120560](#) [VESD12A1A-HD1-GS08](#)  
[CPDUR5V0R-HF](#) [CPDQC5V0U-HF](#) [CPDQC5V0USP-HF](#) [CPDQC5V0-HF](#) [D1213A-01LP4-7B](#) [D1213A-02WL-7](#) [MMAD1108/TR13](#)  
[5KP100A](#) [5KP15A](#) [5KP18A](#) [5KP48A](#) [5KP90A](#) [5KP90CA](#)