

Features

Low capacitance
Cannot be damaged by voltage
Will not fatigue
Eliminate voltage overshoot
Glass passivated junction
Halogen free and RoHS compliant

Applications

CASE: SMBJ(DO-214AA) Molded Plastic
UL Flammability Classification Rating 94V0
Mounting Position:Any

Dimensions and Pin Configuration



Maximum Ratings & Thermal Characteristics

(Ratings at 25°C ambient temperature unless otherwise specified.)

Parameter	Symbol	Value	Units	Remarks
Peak Pulse Voltage	V_{PP}	4000	V	10/700us
Peak Pulse Current	I_{PP}	80	A	10/1000us
Peak Pulse Current	I_{PK}	250	A	8/20us
Peak One-cycle Surge Current	I_{TSM}	25	A	60Hz
Rate of Rise of Current	di/dt	500	A/us	
Typical Thermal Resistance Junction to Lead	$R_{\theta JL}$	20	°C/W	
Typical Thermal Resistance Junction to Ambient	$R_{\theta JA}$	100	°C/W	
Operating Temperature Range	T_J	-40 to 150	°C	
Storage Temperature Range	T_{STG}	-55 to 150	°C	



Part Number	Marking	V _S @100KV/S V MAX	I _{S_LMT} mA	V _T @ I _T V MAX	I _T A	I _D @ V _D μA MAX	V _D V	C _O @1MHz,2V _{DC} pF TYP	I _H mA TYP
P0080SB	P008B	25	500	4	2.2	5	6	84	40
P0220SB	P02B	30	500	4	2.2	5	15	84	40
P0300SB	P03B	40	500	4	2.2	5	25	80	40
P0640SB	P06B	77	800	4	2.2	5	58	76	120
P0720SB	P07B	88	800	4	2.2	5	65	76	120
P0900SB	P09B	98	800	4	2.2	5	75	76	120
P1100SB	P11B	130	800	4	2.2	5	90	72	120
P1300SB	P13B	160	800	4	2.2	5	120	72	120
P1500SB	P15B	180	800	4	2.2	5	140	68	120
P1800SB	P18B	220	800	4	2.2	5	170	64	120
P2300SB	P23B	260	800	4	2.2	5	190	60	120
P2600SB	P26B	300	800	4	2.2	5	220	56	120
P3100SB	P31B	350	800	4	2.2	5	275	52	120
P3500SB	P35B	400	800	4	2.2	5	320	48	120
P4500SB	P45B	530	800	4	2.2	5	400	36	120

Typical Performance Characteristics (TA=25°C unless otherwise Specified)

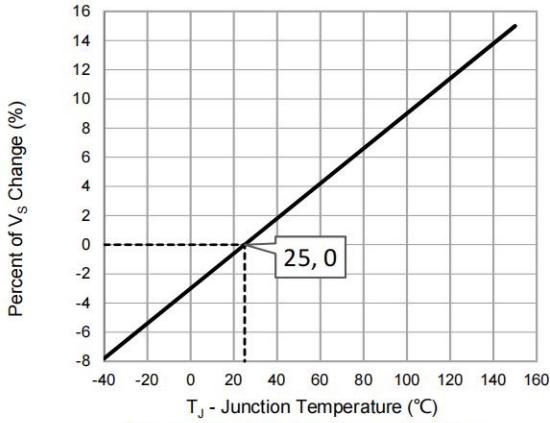


Fig. 1 - Peak Pulse Current Rating

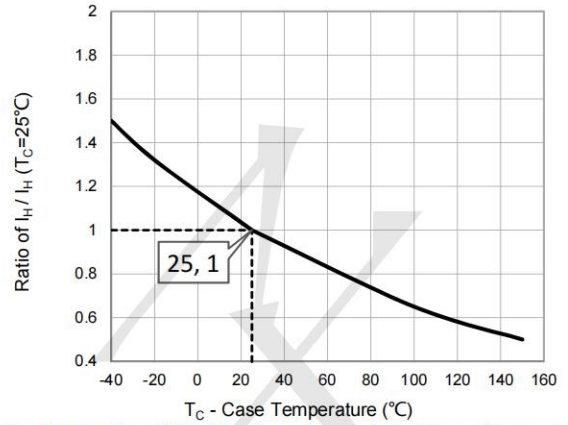


Fig. 2 - Normalized DC Holding Current vs. Case Temperature

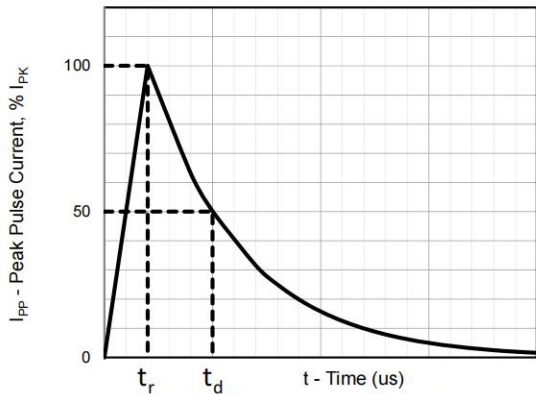


Fig. 3 - tr/td us Pulse Waveform

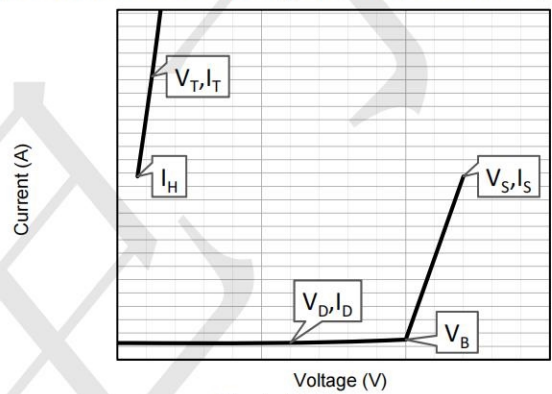


Fig. 4 - VI Curve

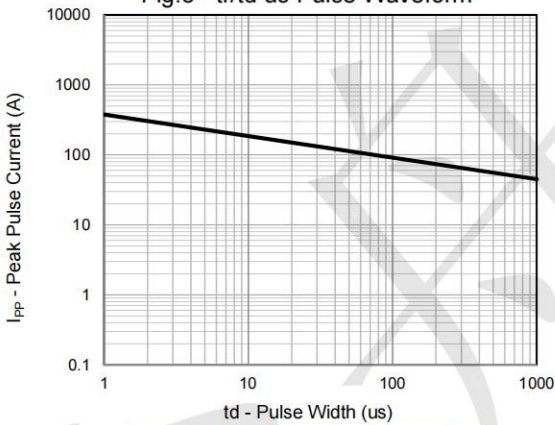


Fig. 5 - Peak Pulse Current Rating

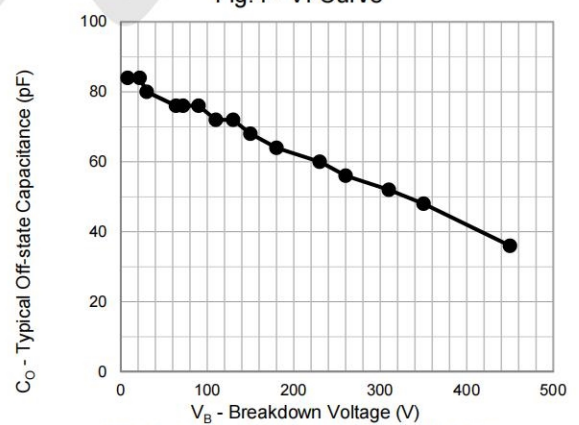
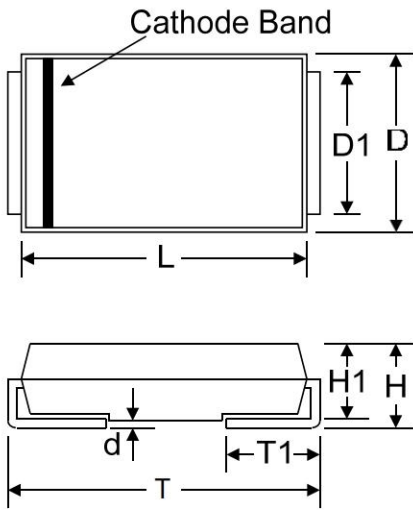


Fig. 6 - Typical Off-state Capacitance

Package Outline Dimensions: SMB(DO-214AA)

Dim	Millimeters		Inches	
	Min	Max	Min	Max
L	4.4	4.6	0.173	0.181
D	3.5	3.7	0.138	0.146
D1	1.9	2.1	0.075	0.083
T	5.1	5.48	0.201	0.216
T1	1.0	1.6	0.039	0.063
d	-	0.2	-	0.008
H	2.2	2.45	0.087	0.096
H1	2.15	2.35	0.085	0.093



X-ON Electronics

Largest Supplier of Electrical and Electronic Components

Click to view similar products for Thyristor Surge Protection Devices - TSPD category:

Click to view products by TECH PUBLIC manufacturer:

Other Similar products are found below :

[SKKH 72/08E](#) [NP3100SBT3G](#) [SK20NHMH10](#) [P3800FNLTP](#) [TB1500M-13-F](#) [TISP4030L1BJR-S](#) [P1301DF-1E](#) [TISP4P035L1NR-S](#)
[TISP4011H1BJR-S](#) [SKKH 72/16E](#) [SKKH 72/20E H4](#) [SKKH92/16E](#) [BEP3100TA](#) [TISP4015H1BJR-S](#) [TISP4015L1AJR-S](#) [TISP4015L1BJR-S](#) [TISP4025H1BJR-S](#) [TISP4030H1BJR-S](#) [TISP4030L1AJR-S](#) [TISP4040H1BJR-S](#) [TISP4040L1AJR-S](#) [TISP4040L1BJR-S](#) [TISP4070H3BJR-S](#)
[TISP4070J3BJR-S](#) [TISP4070M3BJR-S](#) [TISP4080M3BJR-S](#) [TISP4125H3BJR-S](#) [TISP4145H3BJR-S](#) [TISP4240H3BJR-S](#)
[TISP4300M3BJR-S](#) [TISP4C220H3BJR-S](#) [TISP4395H3BJR-S](#) [TISP4145J1BJR-S](#) [TISP4145M3BJR-S](#) [TISP4165L3AJR-S](#) [TISP4180H3BJR-S](#)
[TISP4350J3BJR-S](#) [TISP4200H3BJR-S](#) [TISP4220H3BJR-S](#) [TISP4240L3AJR-S](#) [TISP4240M3BJR-S](#) [TISP4250H3BJR-S](#) [TISP4265H3BJR-S](#)
[TISP4265M3BJR-S](#) [TISP4290M3BJR-S](#) [TISP4310T3BJR-S](#) [TISP4350H3BJR-S](#) [TISP4350M3BJR-S](#) [TISP4350T3BJR-S](#) [TISP4395J3BJR-S](#)