

Features

- ◆ Operating voltage: 5.5V
- ◆ Low Input Compliannt: 35pF
- ◆ Complies with following standards:
 - IEC 61000-4-2 (ESD) immunity test
 - Air discharge: ±30kV
 - Contact discharge: ±30kV
 - IEC61000-4-4 (EFT) 40A (5/50ns)
- ◆ RoHS Compliant

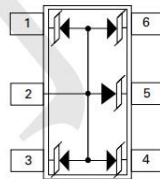
Mechanical Characteristics

- ◆ Package: SOT23-6
- ◆ Lead Finish: Matte Tin
- ◆ Case Material: “Green” Molding Compound.
- ◆ UL Flammability Classification Rating 94V-0
- ◆ Moisture Sensitivity: Level 3 per J-STD-020
- ◆ Shipping Qty :3000 /7Inch Tape & Reel

Applications

- ◆ Mobile phone handsets
- ◆ Personal Digital Assistants (PDA)
- ◆ Portable handheld equipment (Laptop, Palmtop computers)
- ◆ Computer port, keyboard (USB1.1)

Dimensions and Pin Configuration



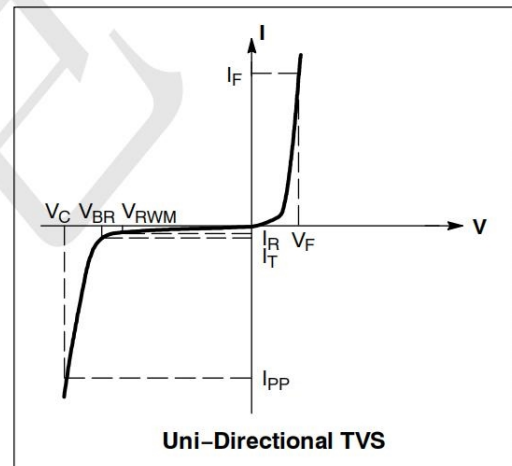
Marking: P5H5

Absolute Maximum Ratings (Tamb=25°C unless otherwise specified)

| Parameter | Symbol | Value | Unit |
|---------------------------------|--------|-------------|------|
| ESD per IEC 61000-4-2 (Air) | VESD | ±30 | kV |
| ESD per IEC 61000-4-2 (Contact) | | ±30 | |
| Operating Temperature Range | TJ | -55 to +125 | °C |
| Storage Temperature Range | Tstg | -55 to +150 | °C |

Electrical Characteristics (TA=25°C unless otherwise specified)

| Symbol | Parameter |
|------------------|--|
| I _{PP} | Maximum Reverse Peak Pulse Current |
| V _C | Clamping Voltage @ I _{PP} |
| V _{RWM} | Working Peak Reverse Voltage |
| I _R | Maximum Reverse Leakage Current @ V _{RWM} |
| V _{BR} | Breakdown Voltage @ I _T |
| I _T | Test Current |
| I _F | Forward Current |
| V _F | Forward Voltage @ I _F |
| P _{pk} | Peak Power Dissipation |
| C | Capacitance @ V _R = 0 and f = 1.0 MHz |



| Parameter | Symbol | Min | Typ | Max | Unit | Test Condition |
|-------------------------|------------------|-----|-----|-----|------|--|
| Reverse Working Voltage | V _{RWM} | | | 5.5 | V | Any I/O pin to ground |
| Punch-Through Voltage | V _{BR} | 6 | | | V | I _T = 1mA, any I/O pin to ground |
| Reverse Leakage Current | I _R | | | 1 | μA | V _{RWM} = 5V, any I/O pin to ground |
| Clamping Voltage | V _C | | | 15 | V | I _{PP} = 10A (8 x 20us pulse) any I/O pin to ground |
| Junction Capacitance | C _J | | | 35 | pF | V _R =0, f=1MHz, between I/O pins |

Fig1. 8/20 μ s Pulse Waveform

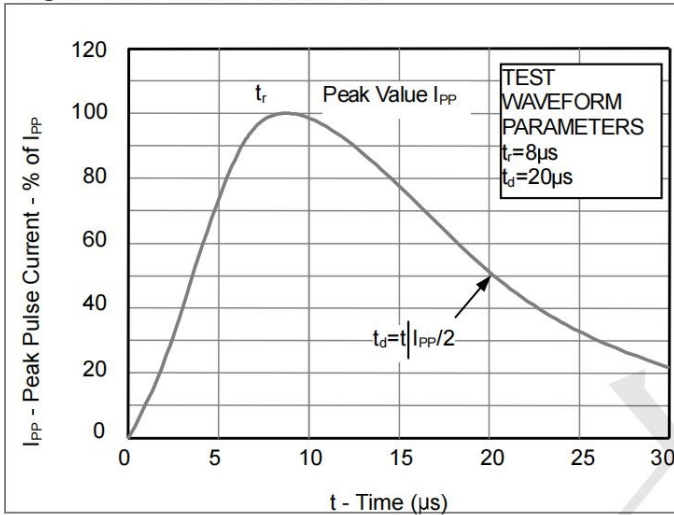


Fig2. ESD Pulse Waveform (according to IEC 61000-4-2)

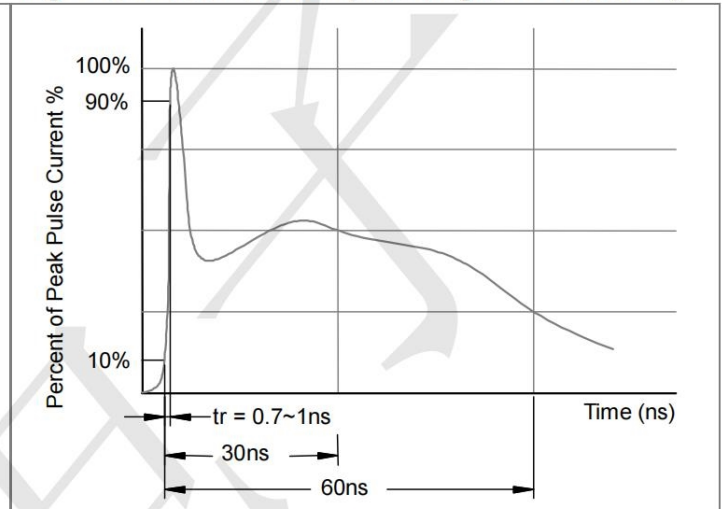
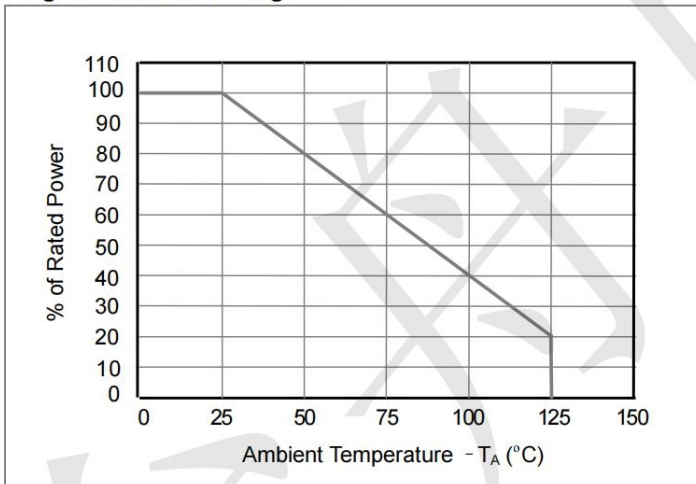


Fig3. Power Derating Curve



X-ON Electronics

Largest Supplier of Electrical and Electronic Components

Click to view similar products for [ESD Suppressors / TVS Diodes](#) category:

Click to view products by [TECH PUBLIC](#) manufacturer:

Other Similar products are found below :

[60KS200C](#) [D18V0L1B2LP-7B](#) [D5V0F4U5P5-7](#) [DESD5V0U1BB-7](#) [NTE4902](#) [P4KE27CA](#) [P6KE11CA](#) [P6KE39CA-TP](#) [P6KE8.2A](#)
[SA110CA](#) [SA60CA](#) [SA64CA](#) [SMBJ12CATR](#) [SMBJ33CATR](#) [SMBJ8.0A](#) [ESD101-B1-02ELS E6327](#) [ESD105-B1-02EL E6327](#) [ESD112-B1-02EL E6327](#) [ESD119B1W01005E6327XTSA1](#) [ESD5V0L1B02VH6327XTSA1](#) [ESD7451N2T5G](#) [19180-510](#) [CPDT-5V0USP-HF](#)
[3.0SMCJ33CA-F](#) [3.0SMCJ36A-F](#) [HSPC16701B02TP](#) [D3V3Q1B2DLP3-7](#) [D55V0M1B2WS-7](#) [DESD5V0U1BL-7B](#) [DRTR5V0U4SL-7](#)
[SCM1293A-04SO](#) [ESD200-B1-CSP0201 E6327](#) [SM12-7](#) [SMLJ45CA-TP](#) [CEN955 W/DATA](#) [82350120560](#) [VESD12A1A-HD1-GS08](#)
[CPDUR5V0R-HF](#) [CPDQC5V0U-HF](#) [CPDQC5V0USP-HF](#) [CPDQC5V0-HF](#) [D1213A-01LP4-7B](#) [D1213A-02WL-7](#) [MMAD1108/TR13](#)
[5KP100A](#) [5KP15A](#) [5KP18A](#) [5KP48A](#) [5KP90A](#) [5KP90CA](#)