

## Features

- ◆ Ultra low capacitance: 0.6pF typical I/O to GND
- ◆ Ultra low leakage: nA level
- ◆ Low operating voltage: 5.5V
- ◆ Uni-directional TVS Diode Array
- ◆ Low clamping voltage
- ◆ Complies with following standards:
  - IEC 61000-4-2 (ESD) immunity test
    - Air discharge: ±20kV
    - Contact discharge: ±15kV
  - IEC61000-4-5 (Lightning)3.3A (8/20 μs)
  - IEC61000-4-4 (EFT) 80A (5/50ns)
- ◆ ROHS Compliant

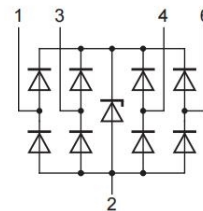
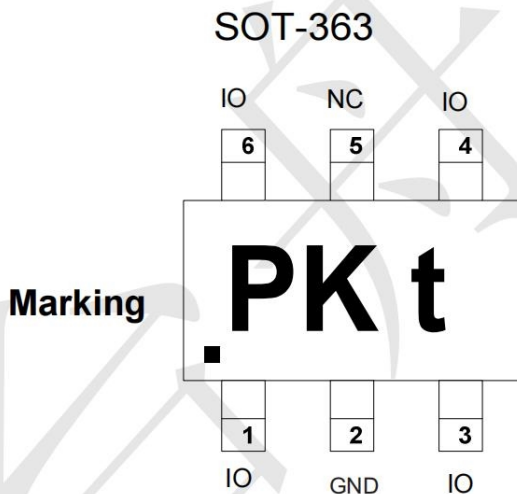
## Mechanical Characteristics

- ◆ Package: SOT363
- ◆ Lead Finish: Matte Tin
- ◆ Case Material: “Green” Molding Compound.
- ◆ UL Flammability Classification Rating 94V-0
- ◆ Moisture Sensitivity: Level 3 per J-STD-020
- ◆ Shipping Qty :3000pcs/7Inch Tape & Reel

## Applications

- ◆ Glucose Meter
- ◆ Tablets
- ◆ GPS
- ◆ Portable Media Players

## Dimensions and Pin Configuration



**Absolute Maximum Ratings** (Tamb=25°C unless otherwise specified)

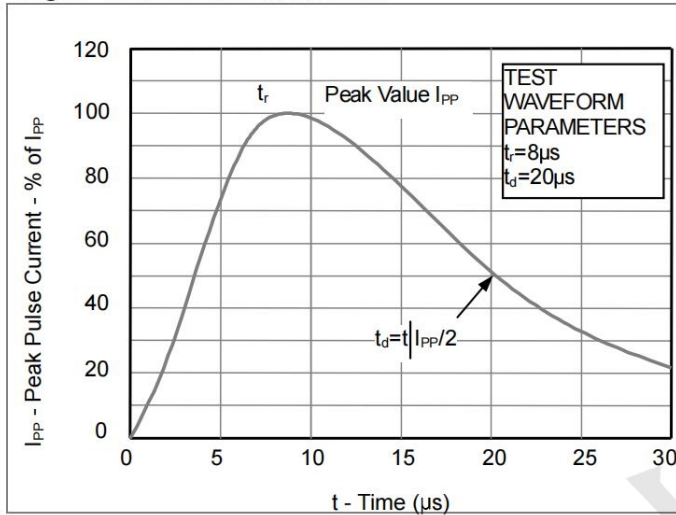
Parameter	Symbol	Value	Unit
Peak Pulse Power (8/20µs)	Ppk	50	W
ESD per IEC61000-4-2 (Air) ESD per IEC61000-4-2 (Contact)	V <sub>ESD</sub>	±20 ±15	kV
Operating Temperature Range	T <sub>J</sub>	-55 to +125	°C
Storage Temperature Range	T <sub>stg</sub>	-55 to +150	°C

**Electrical Characteristics** (TA=25°C unless otherwise specified)

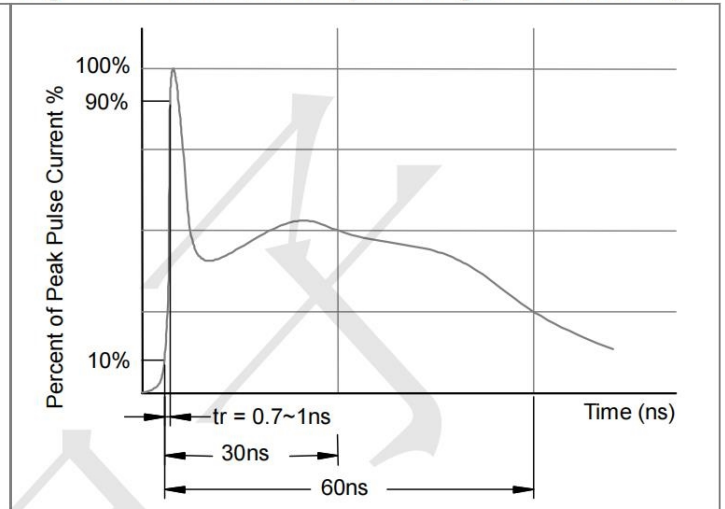
Parameter	Symbol	Min	Typ	Max	Unit	Test Condition
Reverse Working Voltage	V <sub>RWM</sub>			5.5	V	
Breakdown Voltage	V <sub>BR</sub>	6.5		8.5	V	I <sub>T</sub> =1mA
Leakage Current	I <sub>Leak</sub>			10	nA	V <sub>RWM</sub> =2.5V
Dynamic resistance	R <sub>DYN</sub>		0.6		Ω	any I/O pin to GND
Clamping Voltage (I/O-GND)	V <sub>C</sub>			9	V	I <sub>PP</sub> =1A, T <sub>p</sub> =8/20 µs
Clamping Voltage (I/O-GND)	V <sub>C</sub>		13	14	V	I <sub>PP</sub> =3A, T <sub>p</sub> =8/20 µs
Junction Capacitance (I/O to GND)	C <sub>J</sub>		0.55	0.9	pF	V <sub>R</sub> =0V, f=1MHz,

**Typical Performance Characteristics ( $T_A=25^\circ\text{C}$  unless otherwise Specified)**

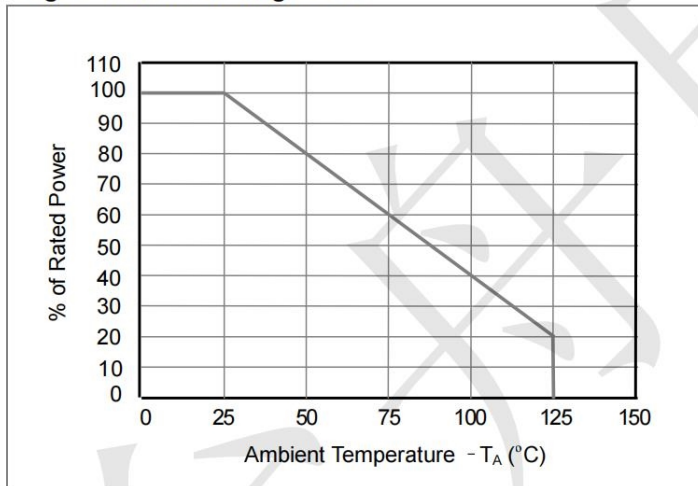
**Fig1. 8/20 $\mu\text{s}$  Pulse Waveform**



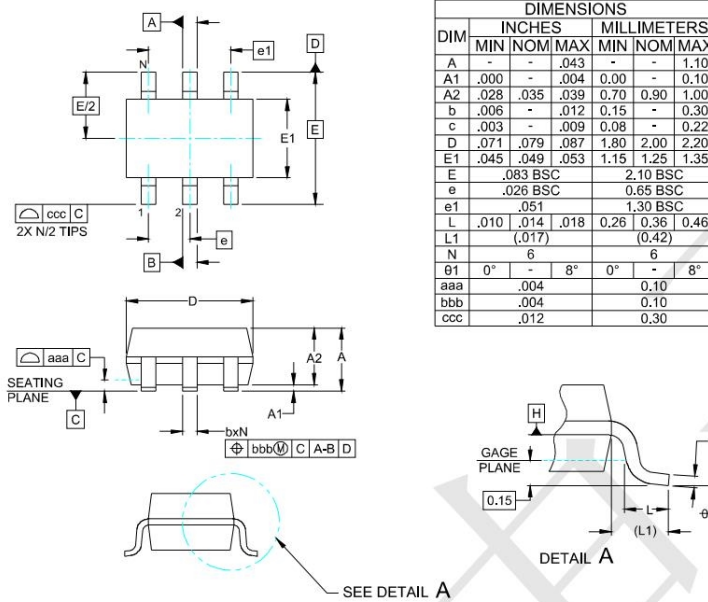
**Fig2. ESD Pulse Waveform (according to IEC 61000-4-2)**



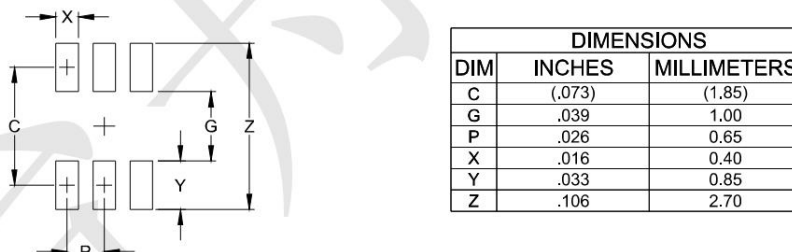
**Fig3. Power Derating Curve**



**Outline Drawing - SOT-363(2.0X2.1)**



**Land Pattern - SOT-363**



## X-ON Electronics

Largest Supplier of Electrical and Electronic Components

*Click to view similar products for [ESD Suppressors / TVS Diodes](#) category:*

*Click to view products by [TECH PUBLIC](#) manufacturer:*

Other Similar products are found below :

[60KS200C](#) [D18V0L1B2LP-7B](#) [D5V0F4U5P5-7](#) [DESD5V0U1BB-7](#) [NTE4902](#) [P4KE27CA](#) [P6KE11CA](#) [P6KE39CA-TP](#) [P6KE8.2A](#)  
[SA110CA](#) [SA60CA](#) [SA64CA](#) [SMBJ12CATR](#) [SMBJ33CATR](#) [SMBJ8.0A](#) [ESD101-B1-02ELS E6327](#) [ESD105-B1-02EL E6327](#) [ESD112-B1-02EL E6327](#) [ESD119B1W01005E6327XTSA1](#) [ESD5V0L1B02VH6327XTSA1](#) [ESD7451N2T5G](#) [19180-510](#) [CPDT-5V0USP-HF](#)  
[3.0SMCJ33CA-F](#) [3.0SMCJ36A-F](#) [HSPC16701B02TP](#) [D3V3Q1B2DLP3-7](#) [D55V0M1B2WS-7](#) [DESD5V0U1BL-7B](#) [DRTR5V0U4SL-7](#)  
[SCM1293A-04SO](#) [ESD200-B1-CSP0201 E6327](#) [SM12-7](#) [SMF8.0A-TP](#) [SMLJ45CA-TP](#) [CEN955 W/DATA](#) [82350120560](#) [VESD12A1A-](#)  
[HD1-GS08](#) [CPDUR5V0R-HF](#) [CPDQC5V0U-HF](#) [CPDQC5V0USP-HF](#) [CPDQC5V0-HF](#) [D1213A-01LP4-7B](#) [D1213A-02WL-7](#)  
[1SMB33CAT3G-XYZ](#) [MMAD1108/TR13](#) [5KP100A](#) [5KP15A](#) [5KP18A](#) [5KP48A](#)