

Features

- General rectification
- Low V_F ; Low I_R
- High reliability

Applications

- surface mount schottky barrier rectifier

Ordering Information

- Shipping Qty:3000/7inch Tape& Reel



SOD323HE

PIN	DESCRIPTION
1	Cathode
2	Anode



Marking:14.x
“x” is internal code

Maximum Ratings (@ $T_A = 25^\circ\text{C}$ unless otherwise specified)

Parameter	Symbol		Unit
Peak Repetitive Reverse Voltage	V_{RRM}	40	V
RMS Reverse Voltage	V_{RMS}	28	V
DC Blocking Voltage	V_{DC}	40	V
Average Forward Output Current	I_{F_AV}	1.0	A
Peak Forward Surge Current, 8.3ms Single Half Sine wave	I_{FSM}	30	A

Thermal Characteristics

Parameter	Symbol		Unit
Typical Thermal Resistance **	$R_{\theta JA}$	110	$^\circ\text{C/W}$
	$R_{\theta JC}$	40	
Operating Junction Temperature Range	T_J	-55 ~ +125	$^\circ\text{C}$
Storage Temperature Range	T_{STG}	-55 ~ +150	$^\circ\text{C}$

Electrical Characteristics (@ $T_A = 25^\circ\text{C}$ unless otherwise specified)

Parameter	Symbol	Test Conditions		Typ.	Max.	Unit
Instantaneous Forward Voltage ^{*1}	V_F	$I_F = 1.0\text{A}$	@ $T_A = 25^\circ\text{C}$	-	0.55	V
Reverse Current ^{*2}	I_R	Rated V_R	@ $T_J = 25^\circ\text{C}$	-	0.5	mA
			@ $T_J = 100^\circ\text{C}$	-	10	mA

Ratings and Characteristic Curves ($T_A=25^\circ\text{C}$ unless otherwise noted)

Fig. 1 - Forward Current Derating Curve

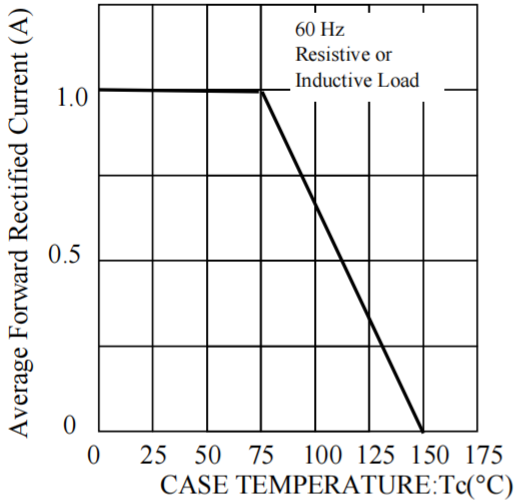


Fig. 2 - Maximum Non-repetitive Peak Forward Surge Current

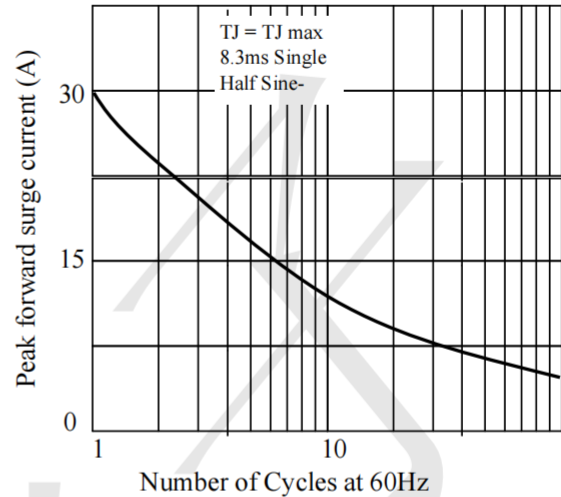


Fig. 3 - Typical Instantaneous Forward Characteristics

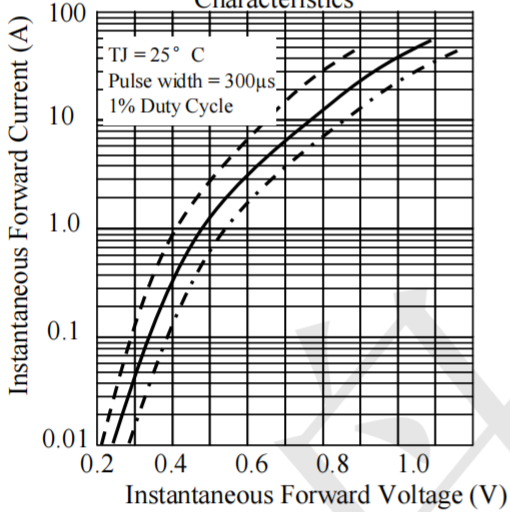


Fig. 4 - Typical Reverse Characteristics

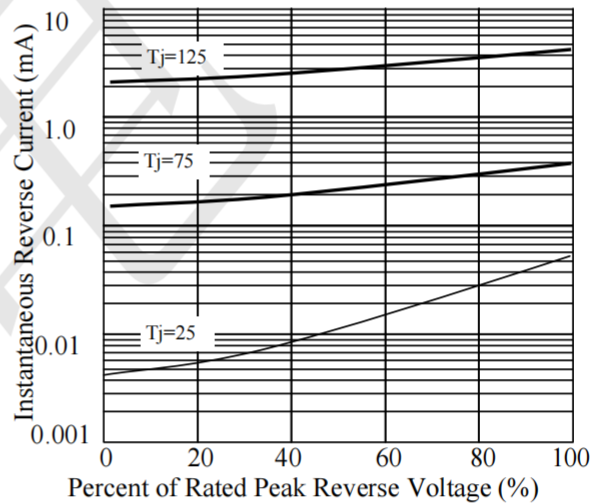


Fig. 5 - typical transient thermal impedance

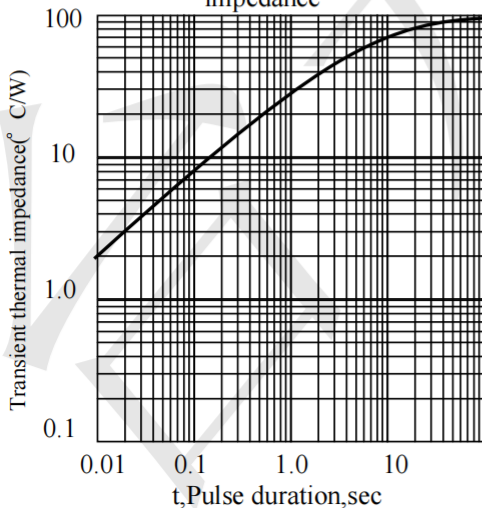
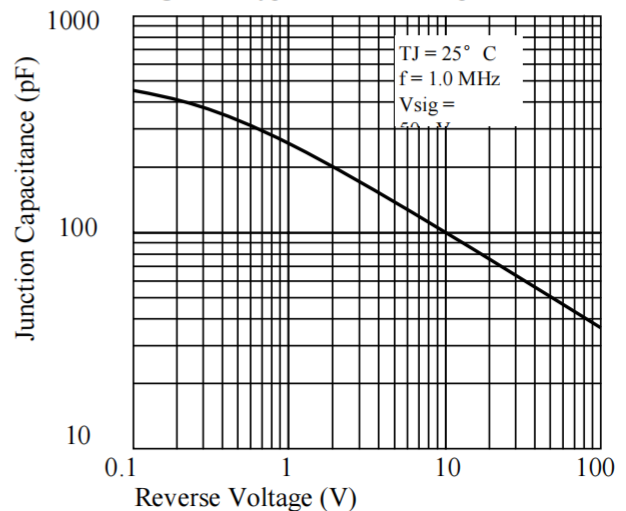
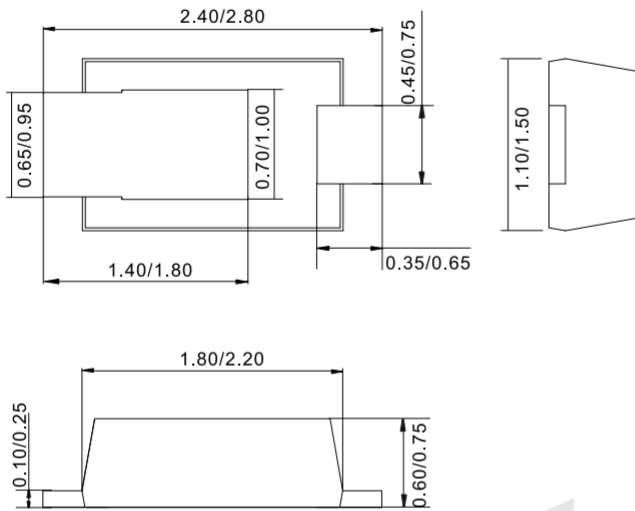


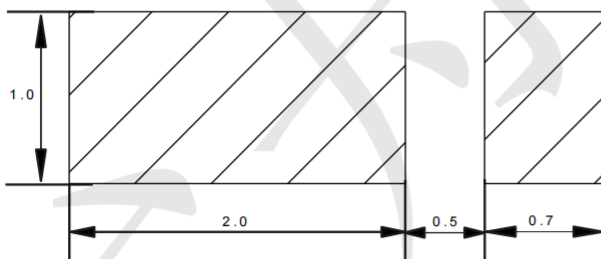
Fig. 6 - Typical Junction Capacitance



Outline Drawing - SOD323HE (unit: mm)



Mounting Pad Layout-SOD323HE (unit: mm)



X-ON Electronics

Largest Supplier of Electrical and Electronic Components

Click to view similar products for [Schottky Diodes & Rectifiers](#) category:

Click to view products by [TECH PUBLIC](#) manufacturer:

Other Similar products are found below :

[MA4E2039](#) [MMBD301M3T5G](#) [HFA35HB60C](#) [RB160M-50TR](#) [D83C](#) [BAS16E6433HTMA1](#) [BAS 3010S-02LRH](#) [E6327](#) [BAT 54-02LRH](#)
[E6327](#) [NRVBAF360T3G](#) [NSR05F40QNXT5G](#) [NTE555](#) [JANS1N6640](#) [SS3003CH-TL-E](#) [GA01SHT18](#) [CRS10I30A\(TE85L,QM](#)
[MBRA140TRPBF](#) [MBRB30H30CT-1G](#) [BAT 15-04R](#) [E6152](#) [JANTX1N5712-1](#) [DMJ3940-000](#) [SB007-03C-TB-E](#) [NRVBB20100CTT4G](#)
[NRVBM120LT1G](#) [NTSB30U100CT-1G](#) [CRG04\(T5L,TEMQ\)](#) [ACDBA1100LR-HF](#) [ACDBA1200-HF](#) [ACDBA240-HF](#) [ACDBA3100-HF](#)
[CDBQC0530L-HF](#) [ACDBA260LR-HF](#) [ACDBA1100-HF](#) [10BQ015-M3/5BT](#) [NRVBM120ET1G](#) [VSSB410S-M3/5BT](#) [1N5819T-G](#)
[PDS1040Q-13](#) [B160BQ-13-F](#) [SDM05U20CSP-7](#) [BAS 70-07](#) [E6433](#) [B140S1F-7](#) [HSM560Je3/TR13](#) [DDB2265-000](#) [ZHCS506QTA](#)
[HSM190Je3/TR13](#) [B330AF-13](#) [ACDBUC0230-HF](#) [SDM1U100S1F-7](#) [MBR10200CTF-G1](#) [CDLL5712](#)