


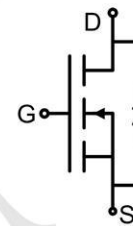
### General Features

KEY PERFORMANCE PARAMETERS			
PARAMETER		VALUE	UNIT
$V_{DS}$		40	V
$R_{DS(on)}$ (max)	$V_{GS} = 10V$	45	m $\Omega$
	$V_{GS} = 4.5V$	62.5	

### Package and Pin Configuration



### Circuit diagram



### Absolute Maximum Ratings ( $T_A=25^\circ\text{C}$ unless otherwise noted)

ABSOLUTE MAXIMUM RATINGS ( $T_A = 25^\circ\text{C}$ unless otherwise noted)			
PARAMETER	SYMBOL	LIMIT	UNIT
Drain-Source Voltage	$V_{DS}$	40	V
Gate-Source Voltage	$V_{GS}$	$\pm 20$	V
Continuous Drain Current <sup>(Note 1)</sup>	$I_D$	3.9	A
Pulsed Drain Current <sup>(Note 2)</sup>	$I_{DM}$	16	A
Total Power Dissipation @ $T_A = 25^\circ\text{C}$	$P_{DTOT}$	1.25	W
Operating Junction and Storage Temperature Range	$T_J, T_{STG}$	- 55 to +150	$^\circ\text{C}$

### Thermal Characteristic

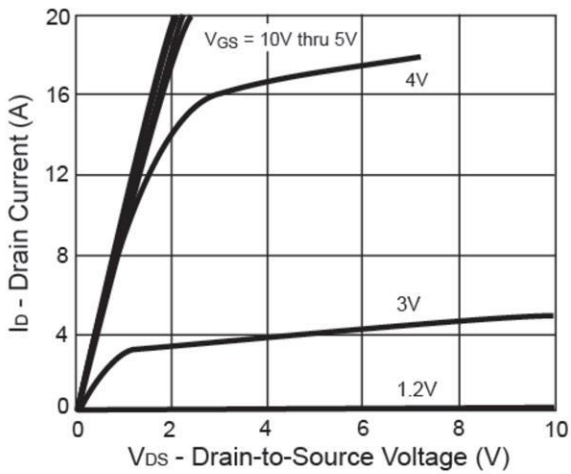
PARAMETER	SYMBOL	LIMIT	UNIT
Junction to Case Thermal Resistance	$R_{\theta JC}$	50	$^\circ\text{C/W}$
Junction to Ambient Thermal Resistance	$R_{\theta JA}$	100	$^\circ\text{C/W}$

**Electrical Characteristics ( $T_A=25^\circ\text{C}$  unless otherwise noted)**

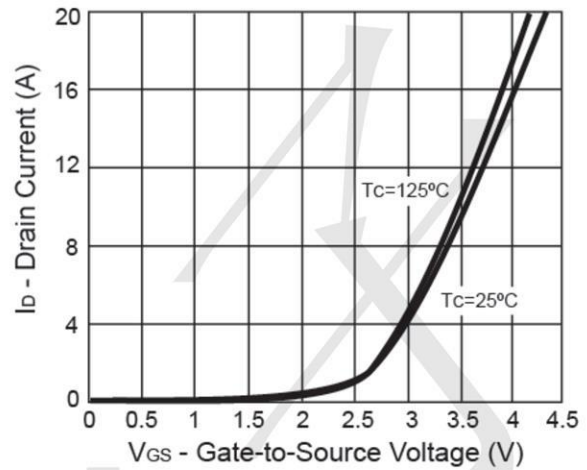
<b>ELECTRICAL SPECIFICATIONS</b> ( $T_A = 25^\circ\text{C}$ unless otherwise noted)						
PARAMETER	CONDITIONS	SYMBOL	MIN	TYP	MAX	UNIT
<b>Static</b> (Note 3)						
Drain-Source Breakdown Voltage	$V_{GS} = 0\text{V}, I_D = 250\mu\text{A}$	$BV_{DSS}$	40	--	--	V
Gate Threshold Voltage	$V_{DS} = V_{GS}, I_D = 250\mu\text{A}$	$V_{GS(TH)}$	1	--	3	V
Gate Body Leakage	$V_{GS} = \pm 20\text{V}, V_{DS} = 0\text{V}$	$I_{GSS}$	--	--	$\pm 100$	nA
Zero Gate Voltage Drain Current	$V_{DS} = 32\text{V}, V_{GS} = 0\text{V}$	$I_{DSS}$	--	--	1.0	$\mu\text{A}$
Drain-Source On-State Resistance	$V_{GS} = 10\text{V}, I_D = 3.9\text{A}$	$R_{DS(on)}$	--	36	45	m $\Omega$
	$V_{GS} = 4.5\text{V}, I_D = 3.5\text{A}$		--	50	62.5	
<b>Dynamic</b> (Note 4)						
Total Gate Charge	$V_{DS} = 20\text{V}, I_D = 3.9\text{A}, V_{GS} = 10\text{V}$	$Q_g$	--	10	--	nC
Gate-Source Charge		$Q_{gs}$	--	1.6	--	
Gate-Drain Charge		$Q_{gd}$	--	2.1	--	
Input Capacitance	$V_{DS} = 20\text{V}, V_{GS} = 0\text{V}, f = 1.0\text{MHz}$	$C_{iss}$	--	540	--	pF
Output Capacitance		$C_{oss}$	--	80	--	
Reverse Transfer Capacitance		$C_{rss}$	--	45	--	
<b>Switching</b> (Note 5)						
Turn-On Delay Time	$V_{DD} = 20\text{V}, R_L = 20\Omega, I_D = 1\text{A}, V_{GEN} = 10\text{V}, R_G = 6\Omega$	$t_{d(on)}$	--	5	--	ns
Turn-On Rise Time		$t_r$	--	12	--	
Turn-Off Delay Time		$t_{d(off)}$	--	20	--	
Turn-Off Fall Time		$t_f$	--	15	--	
<b>Source-Drain Diode</b> (Note 3)						
Forward On Voltage	$I_S = 1.25\text{A}, V_{GS} = 0\text{V}$	$V_{SD}$	--	0.8	1.2	V

Typical Electrical and Thermal Characteristics (Curves)

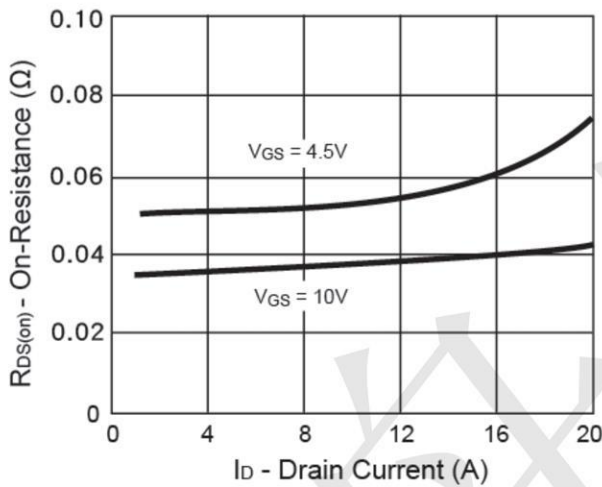
Output Characteristics



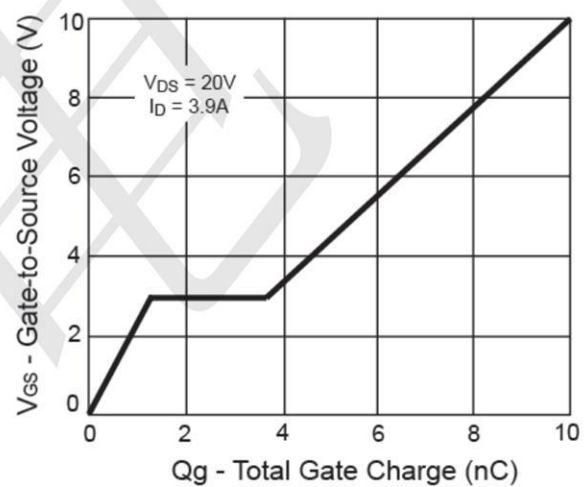
Transfer Characteristics



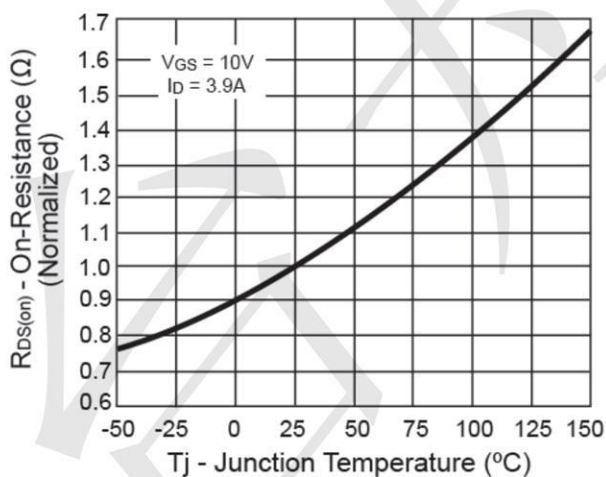
On-Resistance vs. Drain Current



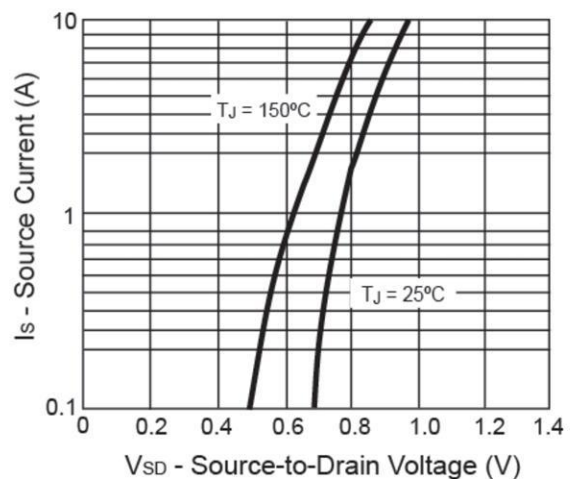
Gate Charge



On-Resistance vs. Junction Temperature



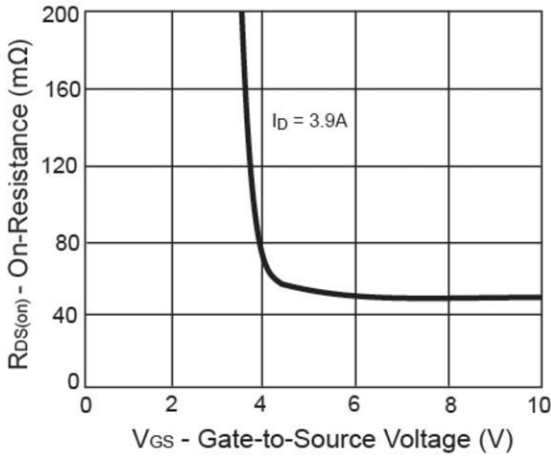
Source-Drain Diode Forward Voltage



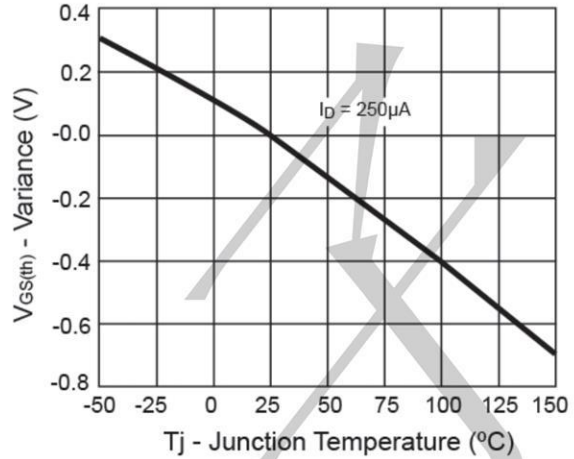


Typical Electrical and Thermal Characteristics (Curves)

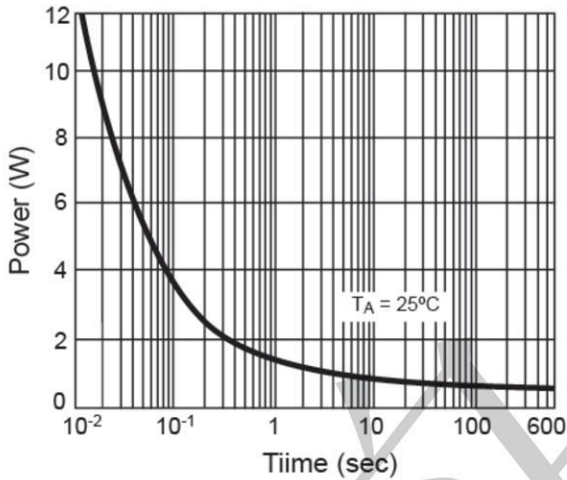
On-Resistance vs. Gate-Source Voltage



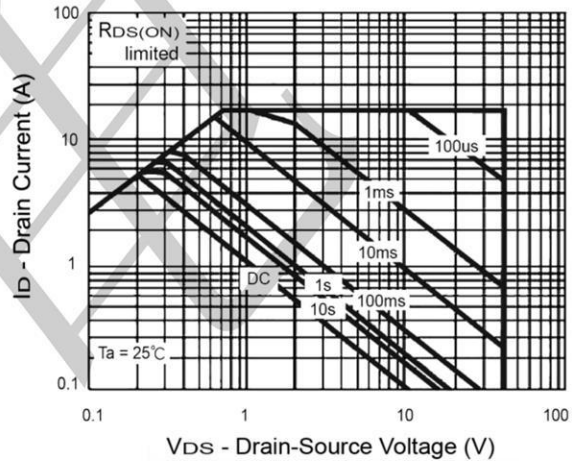
Threshold Voltage



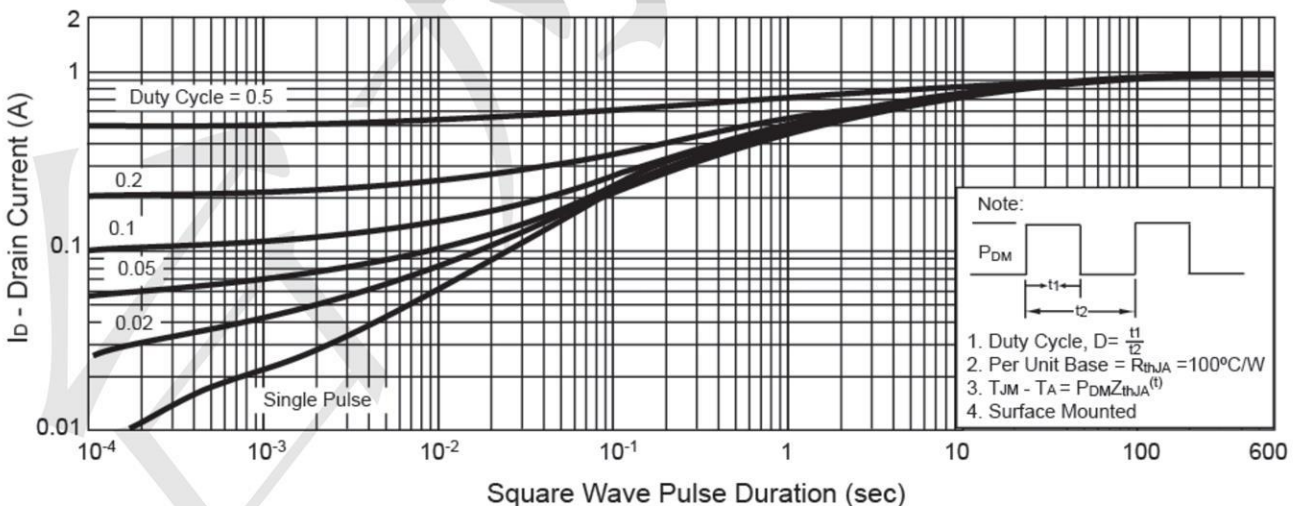
Single Pulse Power



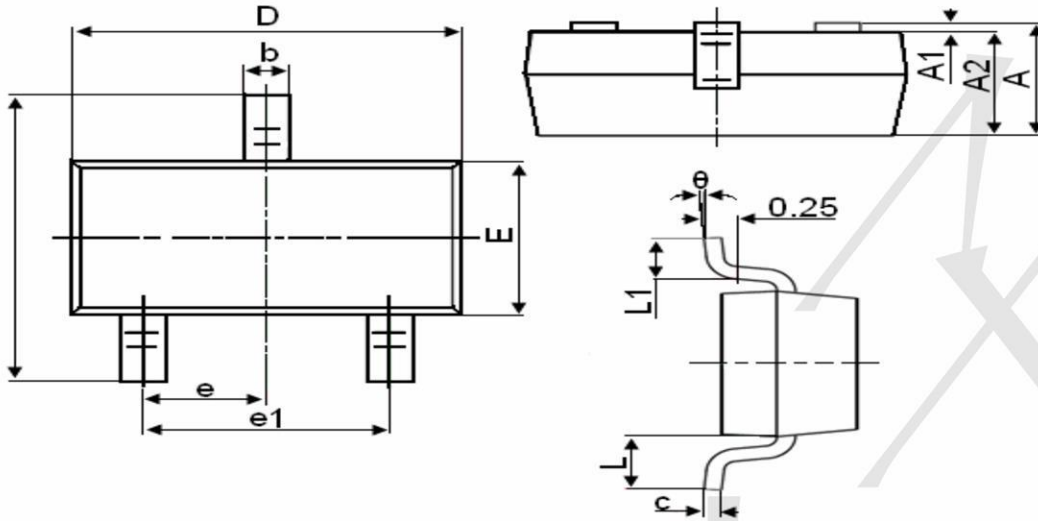
Maximum Safe Operating Area



Normalized Thermal Transient Impedance, Junction-to-Ambient

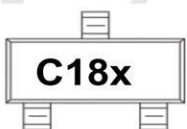


Package Outline Dimensions (SOT-23)



Symbol	Dimensions in Millimeters	
	MIN.	MAX.
A	0.900	1.150
A1	0.000	0.100
A2	0.900	1.050
b	0.300	0.500
c	0.080	0.150
D	2.800	3.000
E	1.200	1.400
E1	2.250	2.550
e	0.950TYP	
e1	1.800	2.000
L	0.550REF	
L1	0.300	0.500
$\theta$	0°	8°

Marking:



“C18” is Part number, fixed  
“x” is internal code

## X-ON Electronics

Largest Supplier of Electrical and Electronic Components

*Click to view similar products for [MOSFET](#) category:*

*Click to view products by [TECH PUBLIC](#) manufacturer:*

Other Similar products are found below :

[614233C](#) [648584F](#) [MCH3443-TL-E](#) [MCH6422-TL-E](#) [FDPF9N50NZ](#) [NTNS3A92PZT5G](#) [IRFD120](#) [IRFF430](#) [JANTX2N5237](#) [2N7000](#)  
[AOD464](#) [2SK2267\(Q\)](#) [2SK2545\(Q,T\)](#) [405094E](#) [423220D](#) [MIC4420CM-TR](#) [VN1206L](#) [614234A](#) [715780A](#) [SSM6J414TU,LF\(T](#) [751625C](#)  
[IPS70R2K0CEAKMA1](#) [BSF024N03LT3 G](#) [PSMN4R2-30MLD](#) [TK31J60W5,S1VQ\(O](#) [2SK2614\(TE16L1,Q\)](#) [DMN1017UCP3-7](#)  
[EFC2J004NUZTDG](#) [FCAB21350L1](#) [P85W28HP2F-7071](#) [DMN1053UCP4-7](#) [NTE2384](#) [NTE2969](#) [NTE6400A](#) [DMC2700UDMQ-7](#)  
[DMN2080UCB4-7](#) [DMN61D9UWQ-13](#) [US6M2GTR](#) [DMN31D5UDJ-7](#) [SSM6P54TU,LF](#) [DMP22D4UFO-7B](#) [IPS60R3K4CEAKMA1](#)  
[DMN1006UCA6-7](#) [DMN16M9UCA6-7](#) [STF5N65M6](#) [IRF40H233XTMA1](#) [IPSA70R950CEAKMA1](#) [IPSA70R2K0CEAKMA1](#) [STU5N65M6](#)  
[C3M0021120D](#)