

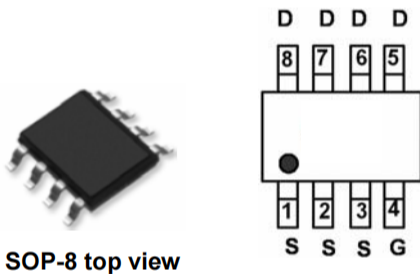
GENERAL FEATURES

- $V_{DS} = -60V$ $I_D = -4A$
- $R_{DS(ON)} < -98m\Omega$ @ $V_{GS}=10V$
- $R_{DS(ON)} < -145m\Omega$ @ $V_{GS}=4.5V$

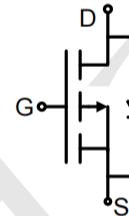
Application

- Load/Power Switching
- Interfacing Switching
- Logic Level Shift

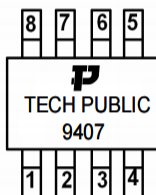
Package and Pin Configuration



Circuit diagram



Marking:



Absolute Maximum ratings ($T_A=25^\circ C$ unless otherwise noted)

Parameter	Symbol	Value	Unit
Drain-Source Voltage	V_{DSS}	-60	V
Continuous Drain Current	I_D	-4	A
Pulsed Drain Current (note1)	I_{DM}	-16	A
Gate-Source Voltage	V_{GSS}	± 20	V
Single Pulse Avalanche Energy (note2)	E_{AS}	36	mJ
Avalanche Current	I_{AS}	12	A
Power Dissipation ($T_C = 25^\circ C$) (note3)	P_D	3.1	W
Operating Junction and Storage Temperature Range	T_J, T_{stg}	-55 To 150	$^\circ C$

Thermal Data

Symbol	Parameter	Value	Unit
Rthj-a	Thermal Resistance Junction-ambient ³	Max. 40	$^\circ C/W$

Electrical Characteristics (T_J=25°C unless otherwise noted)

Specifications T _J = 25°C, unless otherwise noted						
Parameter	Symbol	Test Conditions	Value			Unit
			Min.	Typ.	Max.	
Static						
Drain-Source Breakdown Voltage	V _{(BR)DSS}	V _{GS} = 0V, I _D = -250μA	-60	--	--	V
Zero Gate Voltage Drain Current	I _{DSS}	V _{DS} = -60V, V _{GS} = 0V, T _J = 25°C	--	--	-1	μA
		V _{DS} = -60V, V _{GS} = 0V, T _J = 150°C	--	--	-100	
Gate-Source Leakage	I _{GSS}	V _{GS} = ±20V	--	--	±100	nA
Gate-Source Threshold Voltage	V _{GS(th)}	V _{DS} = V _{GS} , I _D = -250μA	-1.0	-1.7	-3.0	V
Drain-Source On-Resistance (Note3)	R _{DS(on)}	V _{GS} = -10V, I _D = -4A	--	90	98	mΩ
		V _{GS} = -4.5V, I _D = -3A	--	100	145	mΩ
Dynamic						
Input Capacitance	C _{iss}	V _{GS} = 0V, V _{DS} = -30V, f = 1.0MHz	--	976	--	pF
Output Capacitance	C _{oss}		--	70	--	
Reverse Transfer Capacitance	C _{rss}		--	30	--	
Total Gate Charge	Q _g	V _{DD} = -30V, I _D = -4A, V _{GS} = -10V	--	24	--	nC
Gate-Source Charge	Q _{gs}		--	2.2	--	
Gate-Drain Charge	Q _{gd}		--	3.6	--	
Turn-on Delay Time	t _{d(on)}	V _{DD} = -30V, I _D = -4A, R _G = 2.5Ω	--	10	--	ns
Turn-on Rise Time	t _r		--	5	--	
Turn-off Delay Time	t _{d(off)}		--	35	--	
Turn-off Fall Time	t _f		--	9	--	
Drain-Source Body Diode Characteristics						
Continuous Body Diode Current	I _S	T _C = 25°C	--	--	-4	A
Pulsed Diode Forward Current	I _{SM}		--	--	-16	
Body Diode Voltage	V _{SD}	T _J = 25°C, I _{SD} = -4A, V _{GS} = 0V	--	--	-1.2	V
Reverse Recovery Time	t _{rr}	I _F = -4A, di _F /dt = 100A/μs	--	36	--	ns
Reverse Recovery Charge	Q _{rr}		--	38	--	nC

Typical Electrical and Thermal Characteristics

Figure 1. Output Characteristics

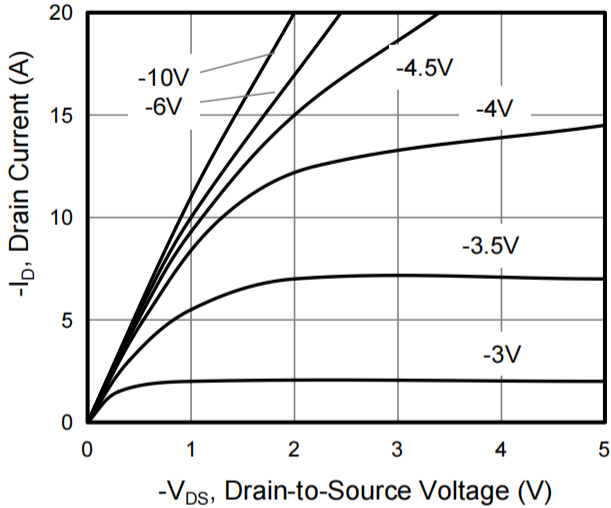


Figure 2. Transfer Characteristics

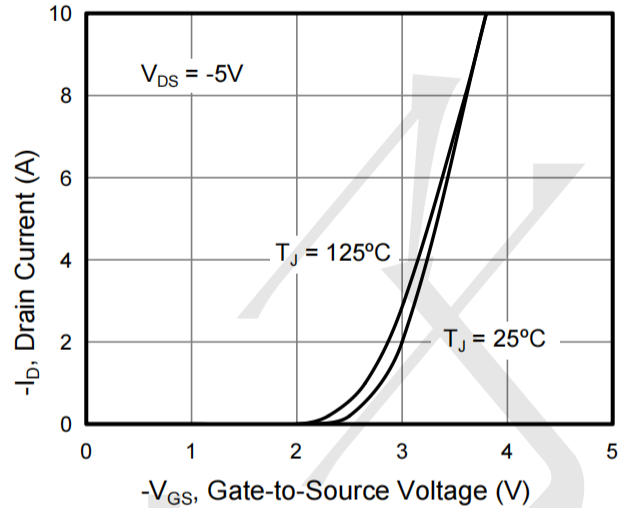


Figure 3. On-Resistance vs. Drain Current

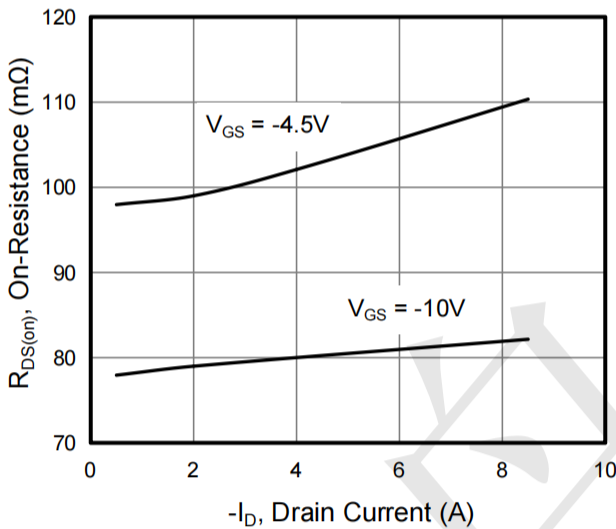


Figure 4. On-Resistance vs. Junction Temperature

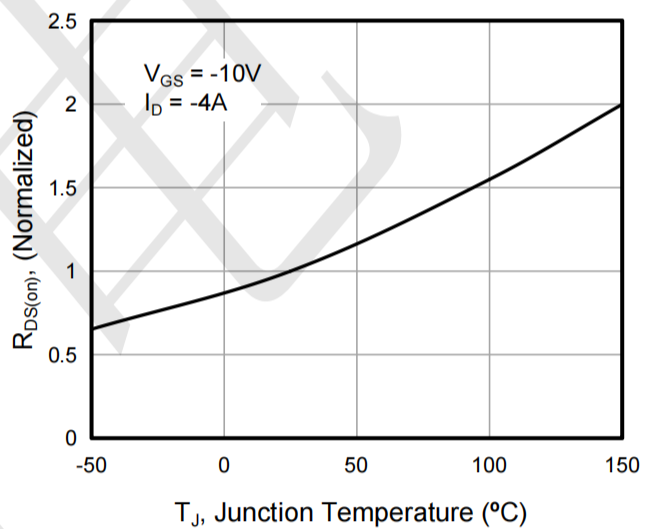


Figure 5. Threshold Voltage vs. Junction Temperature

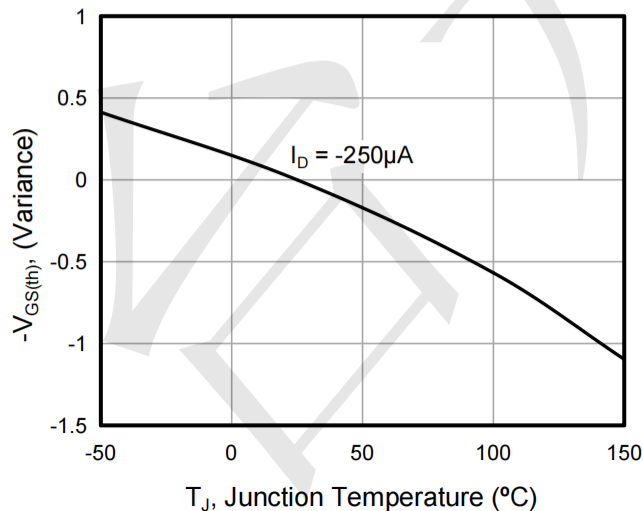


Figure 6. Body Diode Forward Voltage

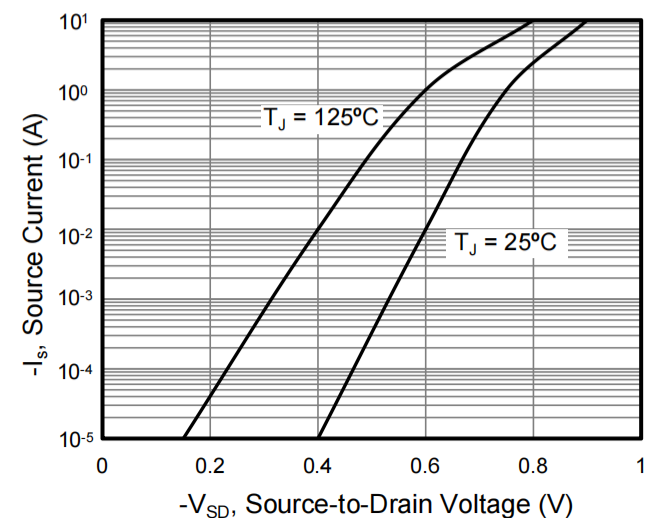


Figure 7. Capacitance

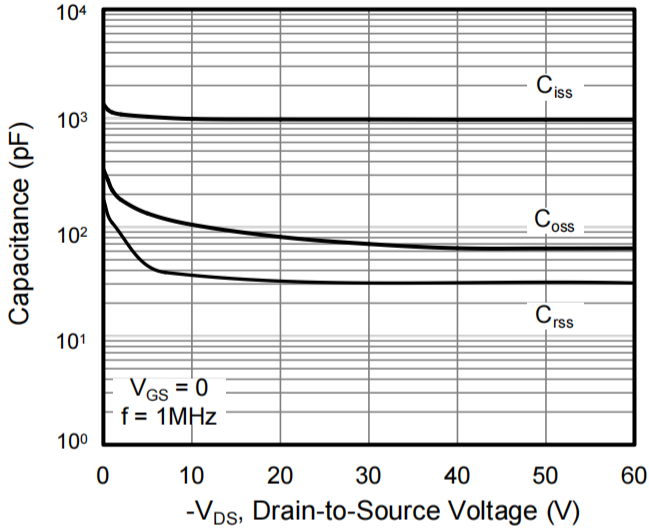


Figure 8. Gate Charge

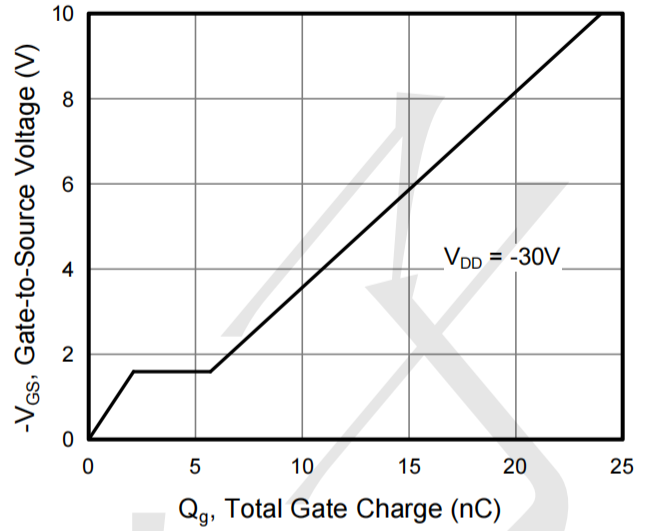


Figure 9. Transient Thermal Impedance

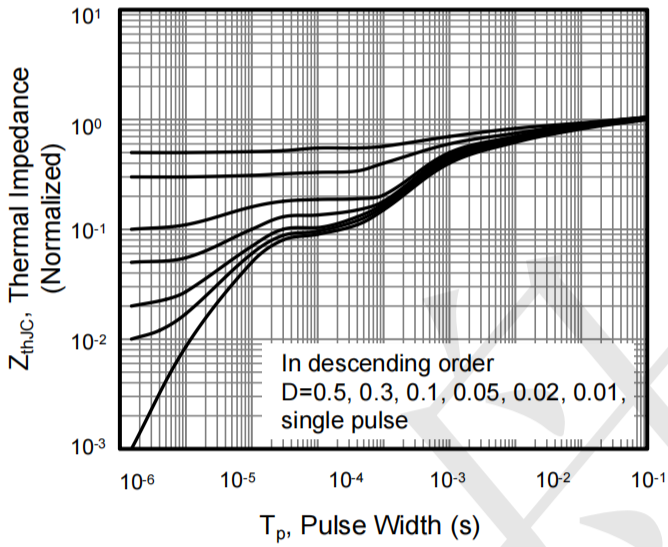
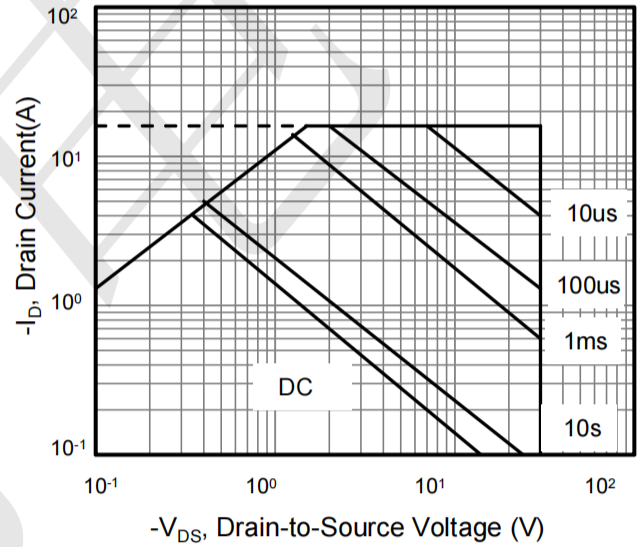
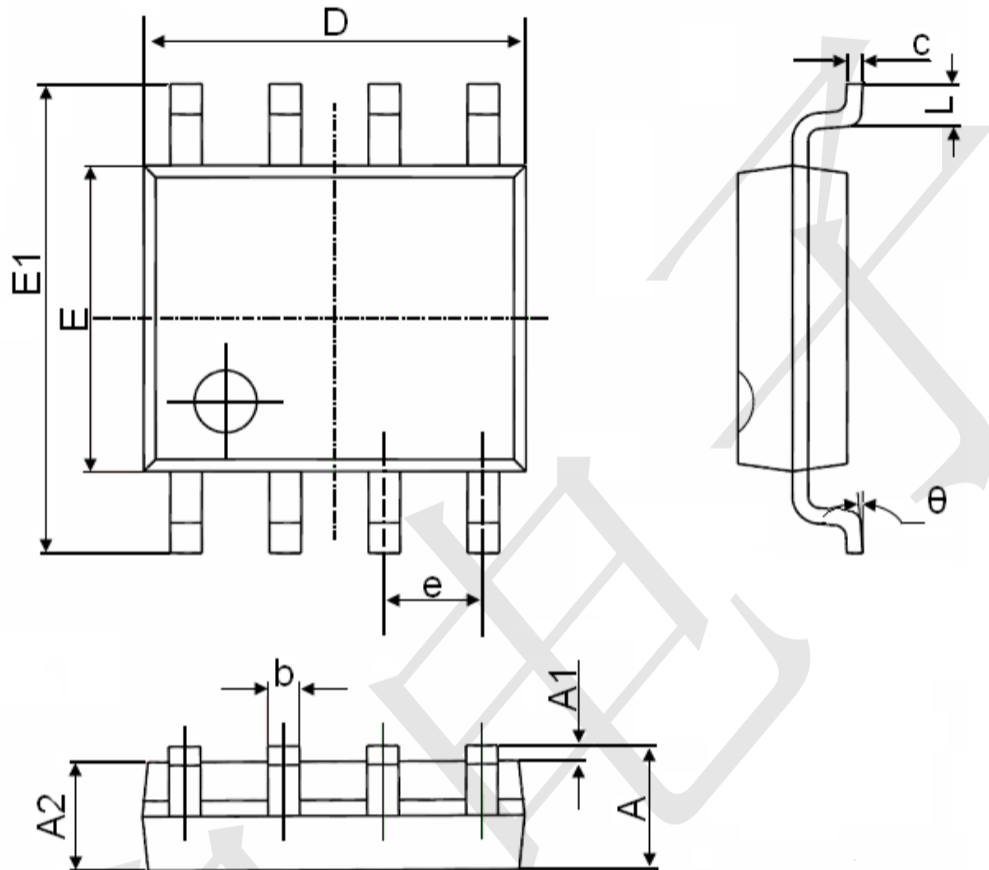


Figure 10. Safe Operating Area



SOP-8 Package Information



Symbol	Dimensions In Millimeters		Dimensions In Inches	
	Min.	Max.	Min.	Max.
A	1.350	1.750	0.053	0.069
A1	0.100	0.250	0.004	0.010
A2	1.350	1.550	0.053	0.061
b	0.330	0.510	0.013	0.020
c	0.170	0.250	0.006	0.010
D	4.700	5.100	0.185	0.200
E	3.800	4.000	0.150	0.157
E1	5.800	6.200	0.228	0.244
e	1.270(BSC)		0.050(BSC)	
L	0.400	1.270	0.016	0.050
θ	0°	8°	0°	8°

X-ON Electronics

Largest Supplier of Electrical and Electronic Components

Click to view similar products for [MOSFET](#) category:

Click to view products by [TECH PUBLIC](#) manufacturer:

Other Similar products are found below :

[MCH3443-TL-E](#) [MCH6422-TL-E](#) [NTNS3A92PZT5G](#) [IRFD120](#) [JANTX2N5237](#) [2N7000](#) [2SK2464-TL-E](#) [2SJ277-DL-E](#) [2SK2267\(Q\)](#)
[2SK2545\(Q,T\)](#) [405094E](#) [423220D](#) [MIC4420CM-TR](#) [VN1206L](#) [614234A](#) [715780A](#) [SSM6J414TU,LF\(T](#) [751625C](#) [IRS2092STRPBF-EL](#)
[IPS70R2K0CEAKMA1](#) [BSF024N03LT3 G](#) [PSMN4R2-30MLD](#) [TK31J60W5,S1VQ\(O](#) [2SK2614\(TE16L1,Q\)](#) [DMN1017UCP3-7](#)
[EFC2J004NUZTDG](#) [P85W28HP2F-7071](#) [DMN1053UCP4-7](#) [SQJ469EP-T1-GE3](#) [NTE2384](#) [NTE6400A](#) [DMC2700UDMQ-7](#)
[DMN2080UCB4-7](#) [DMN61D9UWQ-13](#) [US6M2GTR](#) [DMN31D5UDJ-7](#) [SSM6P54TU,LF](#) [DMP22D4UFO-7B](#) [IPS60R3K4CEAKMA1](#)
[DMN1006UCA6-7](#) [DMN16M9UCA6-7](#) [STF5N65M6](#) [IRF40H233XTMA1](#) [IPSA70R950CEAKMA1](#) [IPSA70R2K0CEAKMA1](#) [STU5N65M6](#)
[C3M0021120D](#) [DMN6022SSD-13](#) [DMN13M9UCA6-7](#) [MCQ4828A-TP](#)