

## Features

- Quiescent Current: 60uA
- PSRR:75dB@1KHz
- < 1uA current at shutdown mode
- Output voltage accuracy: tolerance  $\pm 2\%$
- Output current:500mA(Typ.)
- SOT23 -5 package

## Applications

- CDM/GSM mobile phone
- PDAs /MP3
- Audio/Video equipment

## General Description

The TP2028 is a high-performance, 500mA LDO regulator, offering extremely high PSRR and ultra-low dropout. Ideal for portable RF and wireless applications with demanding performance and space requirements.

The TP2028 is available in 5pin SOT23-5 Package .the output standards of 1.2V 1.5V 1.8V 2.5V 2.8V 3.0V 3.3V

## Ordering Information

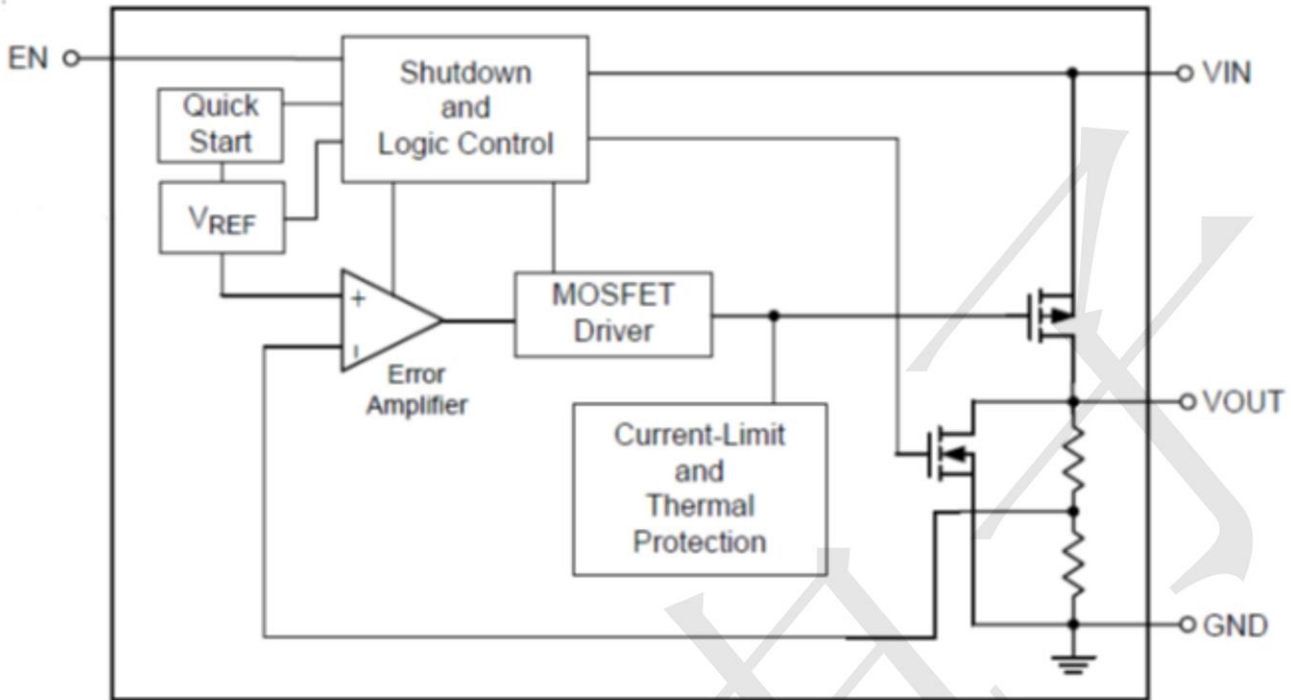
### TP2028-3.3YN5G

G:ROHS

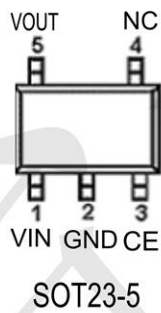
YN5:SOT23-5 Package

Output voltage: 3.3=3.3V  
2.8=2.8V  
1.2=1.2V

**BLOCK DIAGRAM**



**PIN CONFIGURATION**



Pin Name	Function
VIN	Supply power
GND	Ground
CE	Enable pin
NC	NC
VOUT	Voltage output

**Absolute Maximum Rating** ( $T_A=25^{\circ}\text{C}$  unless otherwise noted)

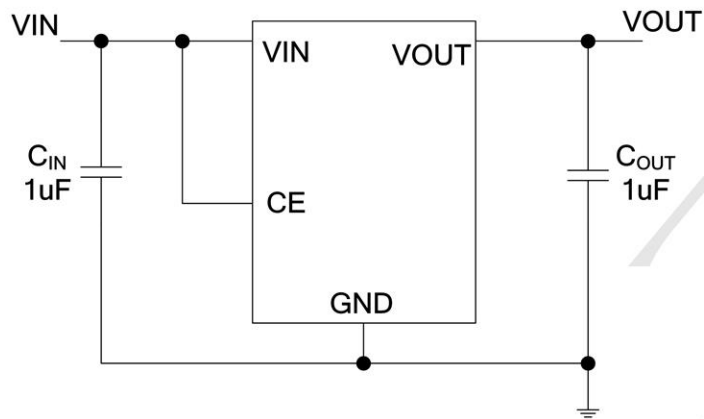
Parameter	Symbol	Maximum Rating		Unit
Input Voltage	$V_{IN}$	7		V
Output Voltage	$V_{OUT}$	$V_{SS}-0.3 \sim V_{IN}+0.3$		
Output Current	$I_{out}$	600		mA
Power Dissipation	$P_D$	SOT-23-5	250	mW
Operating Ambient Temperature	$T_{opr}$	-40~+85		$^{\circ}\text{C}$
Storage Temperature	$T_{stg}$	-40~+125		

**Electrical Characteristics** ( $T = 25^{\circ}\text{C}$  unless otherwise noted)

( $V_{in}=V_{out}+1V, C_{in}=C_{out}=1\mu F, T_a=25^{\circ}\text{C}$ )

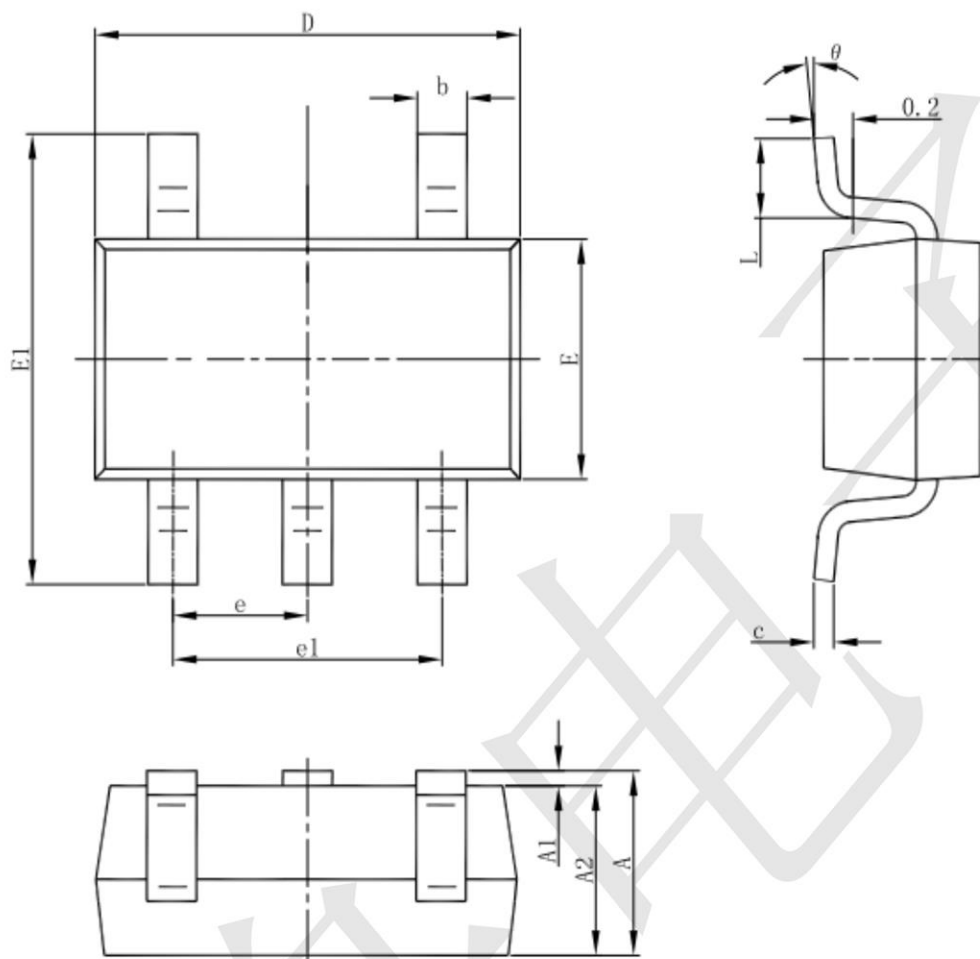
PARAMETER	SYMBOL	CONDITIONS	MIN	TYP	MAX	UNITS
Output Voltage	$V_{OUT(E)}$ (Note 2)	$I_{OUT}=40\text{mA}$ , $V_{IN}=V_{out}+1V$	X 0.98	$V_{OUT(T)}$ (Note 1)	X 1.02	V
Input Voltage	$V_{IN}$				7.0	V
Max. Output Current	$I_{OUTmax}$	$V_{IN}=V_{out}+1V$		500		mA
CE Enable Voltage	$V_{CE}$	$V_{IN}=V_{out}+1V$		1.1		V
Load Regulation	$\Delta V_{OUT}$	$V_{IN}=V_{out}+1V$ , $1\text{mA} \leq I_{OUT} \leq 100\text{mA}$		50		mV
Dropout Voltage (Note 3)	$V_{dif1}$	$I_{OUT} = 100\text{mA}$		100		mV
	$V_{dif2}$	$I_{OUT} = 200\text{mA}$		300		mV
Supply Current	$I_{SS}$	$V_{IN}=V_{out}+1V$		60		$\mu\text{A}$
Standby Current	$I_{CEL}$	$V_{ce}=0V$		1		$\mu\text{A}$
Line Regulation	$\frac{\Delta V_{OUT}}{\Delta V_{IN} \cdot V_{OUT}}$	$I_{OUT} = 40\text{mA}$ $V_{out}+1V \leq V_{IN} \leq 8V$		0.03		%/V
Output Noise	en	$I_{OUT} = 40\text{mA}$ , 300Hz~50kHz		50		$\mu\text{Vrms}$
Ripple Rejection Rate	PSRR	$V_{in} = [V_{out}+1]V$ +1Vp-pAC $I_{OUT} = 40\text{mA}, f=1\text{kHz}$		70		dB

### TYPICAL APPLICATION



### Package informantion

SOT23-5



Symbol	Dimensions In Millimeters		Dimensions In Inches	
	Min	Max	Min	Max
A	1.050	1.250	0.041	0.049
A1	0.000	0.100	0.000	0.004
A2	1.050	1.150	0.041	0.045
b	0.300	0.500	0.012	0.020
c	0.100	0.200	0.004	0.008
D	2.820	3.020	0.111	0.119
E	1.500	1.700	0.059	0.067
E1	2.650	2.950	0.104	0.116
e	0.950(BSC)		0.037(BSC)	
e1	1.800	2.000	0.071	0.079
L	0.300	0.600	0.012	0.024
$\theta$	0°	8°	0°	8°

## X-ON Electronics

Largest Supplier of Electrical and Electronic Components

*Click to view similar products for [Linear Voltage Regulators](#) category:*

*Click to view products by [TECH PUBLIC](#) manufacturer:*

Other Similar products are found below :

[LV56831P-E](#) [LV5684PVD-XH](#) [MCDTSA6-2R](#) [L7815ACV-DG](#) [PQ3DZ53U](#) [LV56801P-E](#) [TLE42794G](#) [L78L05CZ/1SX](#) [L78LR05DL-MA-E](#) [636416C](#) [714954EB](#) [BA033LBSG2-TR](#) [LV5680P-E](#) [L78M15CV-DG](#) [TLS202B1MBV33HTSA1](#) [L79M05T-E](#) [TLS202A1MBVHTSA1](#) [L78LR05D-MA-E](#) [NCV317MBTG](#) [NTE7227](#) [LV5680NPVC-XH](#) [LT1054CN8](#) [MP2018GZD-5-Z](#) [MP2018GZD-33-Z](#) [MIC5281-3.3YMM](#) [MC78L06BP-AP](#) [TA48LS05F\(TE85L,F\)](#) [TA78L12F\(TE12L,F\)](#) [TC47BR5003ECT](#) [TCR2LN12,LF\(S](#) [TCR2LN28,LF\(S](#) [TCR2LN30,LF\(S](#) [TCR3DF295,LM\(CT](#) [TCR3DF40,LM\(CT](#) [BA178M20CP-E2](#) [L78M12ABDT](#) [LM7812SX/NOPB](#) [LR645N3-G-P003](#) [LR645N3-G-P013](#) [ZXTR2005P5-13](#) [SCD7812BTG](#) [TCR3DF335,LM\(CT](#) [ZXTR2012K-13](#) [TLE42994E V33](#) [ZXTR2008K-13](#) [ZXTR2005K-13](#) [L88R05DL-E](#) [ADP3300ARTZ-2.7RL7](#) [LM120K-15/883](#) [IFX54441LDVXUMA1](#)