

Features

- Ultra small package: 1.0x0.6x0.5mm
- Ultra low capacitance: 10pF max
- Ultra low leakage: nA level
- Low operating voltage: $\pm 5V$
- Low clamping voltage
- 2-pin leadless package
- Complies with following standards:
 - – IEC 61000-4-2 (ESD) immunity test
 - Air discharge: $\pm 30kV$
 - Contact discharge: $\pm 30kV$
 - – IEC61000-4-5 (Lightning)7A (8/20 μs)
- RoHS Compliant

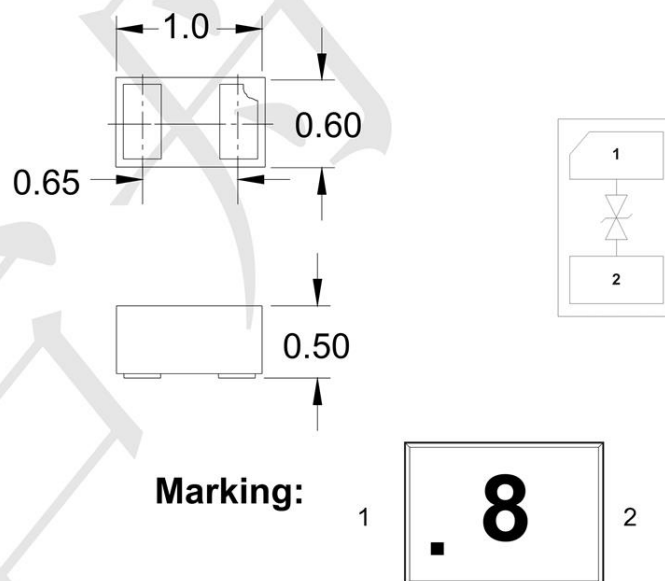
Mechanical Characteristics

- Package: DFN1006-2 (0402)
- Lead Finish: Matte Tin
- Case Material: "Green" Molding Compound.
- Moisture Sensitivity: Level 3 per J-STD-020
- Terminal Connections: See Diagram Below
- Shipping Qty : 12000pcs/7Inch Tape & Reel

Applications

- Smart Phone and Tablet PC
- TV and Set Top Box
- Wearable Devices
- PDA

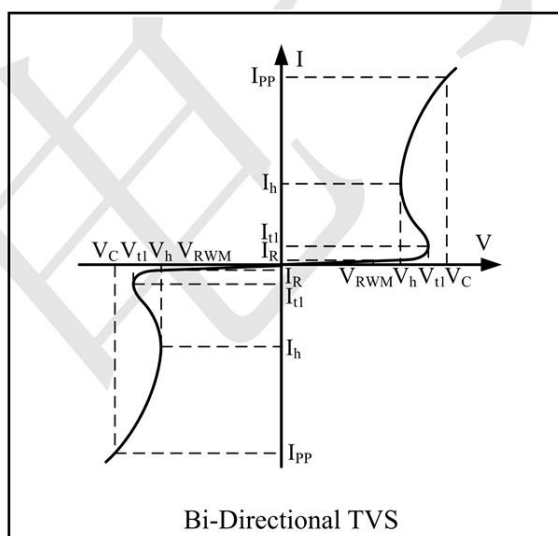
Dimensions and Pin Configuration



Absolute Maximum Ratings (Tamb=25°C unless otherwise specified)

| Parameter | Symbol | Value | Unit |
|---------------------------------|--------|-------------|------|
| Peak Pulse Power (8/20μs) | Ppk | 75 | W |
| Peak Pulse Current (8/20μs) | Ipp | 7 | A |
| ESD per IEC 61000-4-2 (Air) | VESD | ±30 | kV |
| ESD per IEC 61000-4-2 (Contact) | | ±30 | |
| Operating Temperature Range | TJ | -55 to +125 | °C |
| Storage Temperature Range | Tstg | -55 to +150 | °C |

| Symbol | Parameter |
|-----------|-------------------------------------|
| V_{RWM} | Nominal Reverse Working Voltage |
| I_R | Reverse Leakage Current @ V_{RWM} |
| V_{tl} | Trigger Voltage |
| I_{tl} | Trigger Current @ V_{tl} |
| V_h | Holding Voltage |
| I_h | Holding Current @ V_h |
| V_C | Clamping Voltage @ I_{pp} |
| I_{pp} | Maximum Peak Pulse Current |
| V_F | Forward Voltage @ I_F |
| C_{ESD} | Parasitic Capacitance |



Electrical Characteristics (TA=25°C unless otherwise specified)

| Parameter | Symbol | Min | Typ | Max | Unit | Test Condition |
|-------------------------|-----------|-----|-----|-----|------|--|
| Reverse Working Voltage | V_{RWM} | | | 5 | V | |
| Breakdown Voltage | V_{BR} | 5.6 | | | V | $I_T = 1\text{mA}$ |
| Reverse Holding Voltage | V_H | 5.5 | | | V | $I_H = 1\text{mA}$ |
| Reverse Leakage Current | I_R | | | 0.2 | μA | $V_{RWM} = 5\text{V}$ |
| Clamping Voltage | V_C | | | 9 | V | $I_{pp}=1\text{A}(8 \times 20\mu\text{s pulse})$ |
| Clamping Voltage | V_C | | 15 | 17 | V | $I_{pp}=7\text{A}(8 \times 20\mu\text{s pulse})$ |
| Junction Capacitance | C_J | | 9 | 10 | pF | $V_R = 0\text{V}, f = 1\text{MHz}$ |

Typical Performance Characteristics ($T_A=25^\circ\text{C}$ unless otherwise Specified)

Fig1. 8/20 μs Pulse Waveform

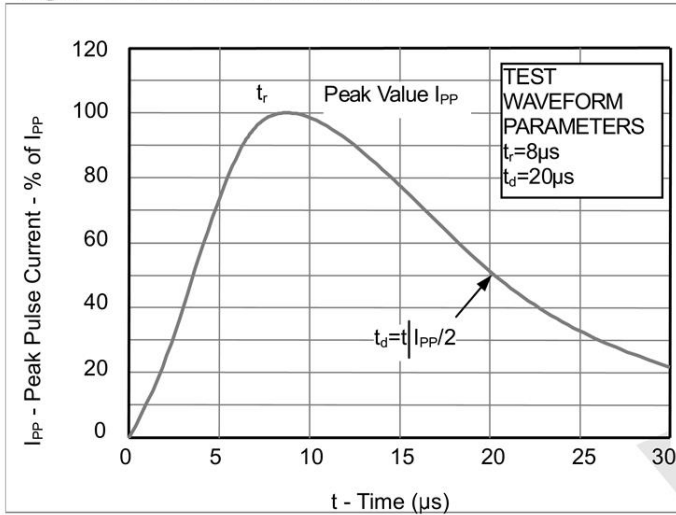


Fig2. ESD Pulse Waveform (according to IEC 61000-4-2)

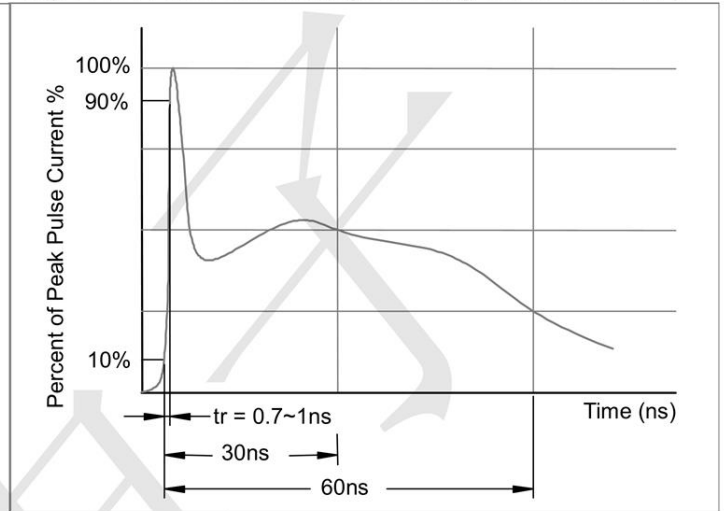
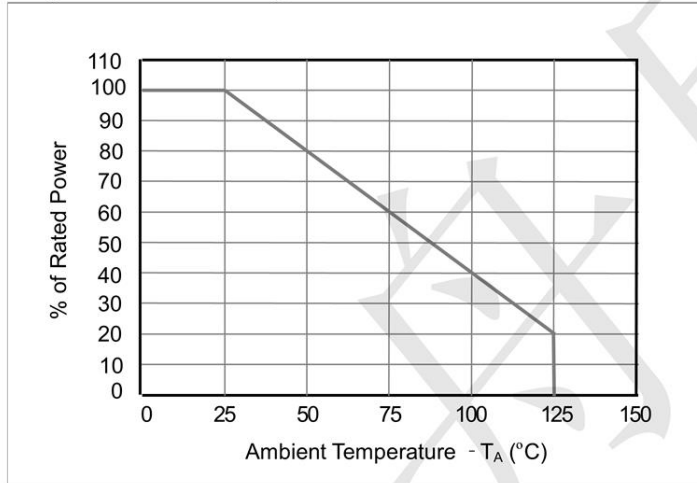
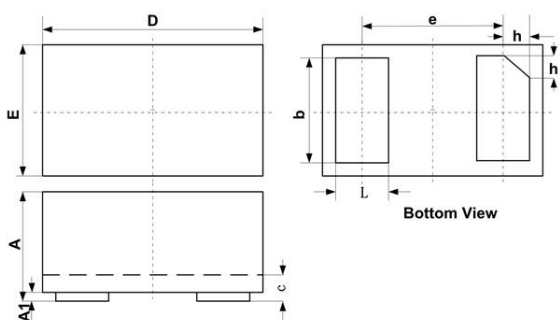


Fig3. Power Derating Curve

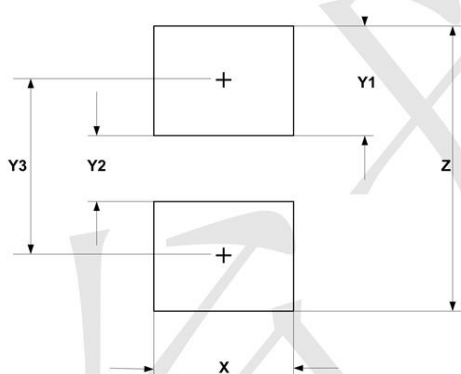


DFN1006-2 Package Outline Drawing (0402)



| SYM | DIMENSIONS | | | | | |
|-----|-------------|------|------|-----------|-------|-------|
| | MILLIMETERS | | | INCHES | | |
| | MIN | NOM | MAX | MIN | NOM | MAX |
| A | 0.45 | 0.50 | 0.55 | 0.018 | 0.020 | 0.022 |
| A1 | 0.00 | 0.02 | 0.05 | 0.000 | 0.001 | 0.002 |
| b | 0.45 | 0.50 | 0.55 | 0.018 | 0.020 | 0.022 |
| c | 0.12 | 0.15 | 0.18 | 0.005 | 0.006 | 0.007 |
| D | 0.95 | 1.00 | 1.05 | 0.037 | 0.039 | 0.041 |
| e | 0.65 BSC | | | 0.026 BSC | | |
| E | 0.55 | 0.60 | 0.65 | 0.022 | 0.024 | 0.026 |
| L | 0.20 | 0.25 | 0.30 | 0.008 | 0.010 | 0.012 |
| h | 0.07 | 0.12 | 0.17 | 0.003 | 0.005 | 0.007 |

Suggested Land Pattern



| SYM | DIMENSIONS | |
|-----|-------------|--------|
| | MILLIMETERS | INCHES |
| X | 0.60 | 0.024 |
| Y1 | 0.50 | 0.020 |
| Y2 | 0.30 | 0.012 |
| Y3 | 0.80 | 0.032 |
| Z | 1.30 | 0.052 |

X-ON Electronics

Largest Supplier of Electrical and Electronic Components

Click to view similar products for [ESD Suppressors / TVS Diodes](#) category:

Click to view products by [TECH PUBLIC](#) manufacturer:

Other Similar products are found below :

[60KS200C](#) [D18V0L1B2LP-7B](#) [D5V0F4U5P5-7](#) [DESD5V0U1BB-7](#) [NTE4902](#) [P4KE27CA](#) [P6KE11CA](#) [P6KE39CA-TP](#) [P6KE8.2A](#)
[SA110CA](#) [SA60CA](#) [SA64CA](#) [SMBJ12CATR](#) [SMBJ33CATR](#) [SMBJ8.0A](#) [ESD101-B1-02ELS E6327](#) [ESD105-B1-02EL E6327](#) [ESD112-B1-02EL E6327](#) [ESD119B1W01005E6327XTSA1](#) [ESD5V0L1B02VH6327XTSA1](#) [ESD7451N2T5G](#) [19180-510](#) [CPDT-5V0USP-HF](#)
[3.0SMCJ33CA-F](#) [3.0SMCJ36A-F](#) [HSPC16701B02TP](#) [D3V3Q1B2DLP3-7](#) [D55V0M1B2WS-7](#) [DESD5V0U1BL-7B](#) [DRTR5V0U4SL-7](#)
[SCM1293A-04SO](#) [ESD200-B1-CSP0201 E6327](#) [SM12-7](#) [SMLJ45CA-TP](#) [CEN955 W/DATA](#) [82350120560](#) [VESD12A1A-HD1-GS08](#)
[CPDUR5V0R-HF](#) [CPDQC5V0U-HF](#) [CPDQC5V0USP-HF](#) [CPDQC5V0-HF](#) [D1213A-01LP4-7B](#) [D1213A-02WL-7](#) [MMAD1108/TR13](#)
[5KP100A](#) [5KP15A](#) [5KP18A](#) [5KP48A](#) [5KP90A](#) [5KP90CA](#)