

Features

- Low Forward Voltage Drop
- Very Small SMD Package


Applications

- Low current rectification

Dimensions and Pin Configuration



Marking



ABSOLUTE MAXIMUM RATINGS ($T_a=25^\circ\text{C}$ unless otherwise noted)

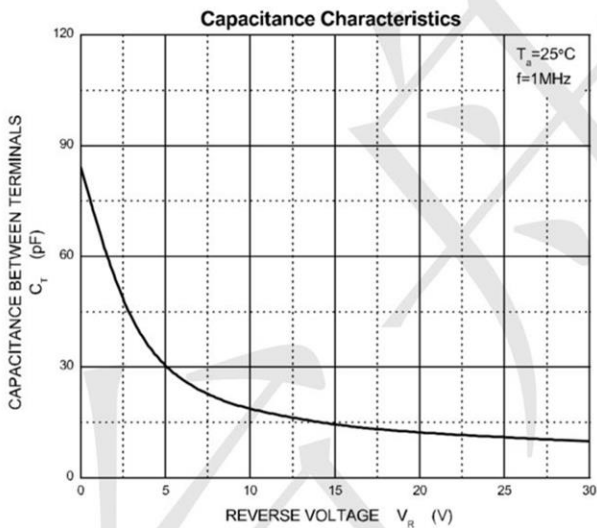
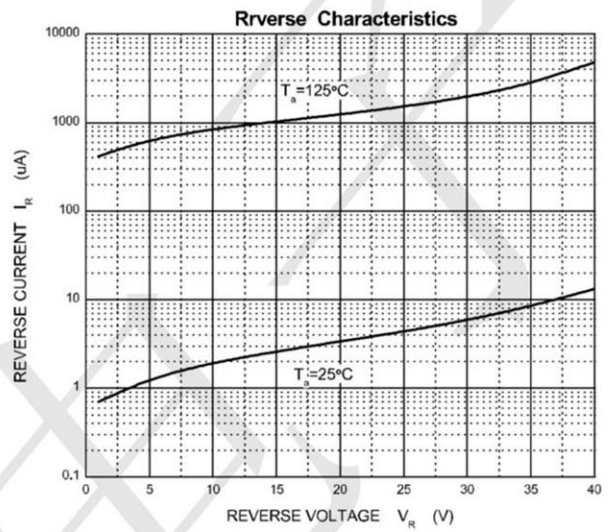
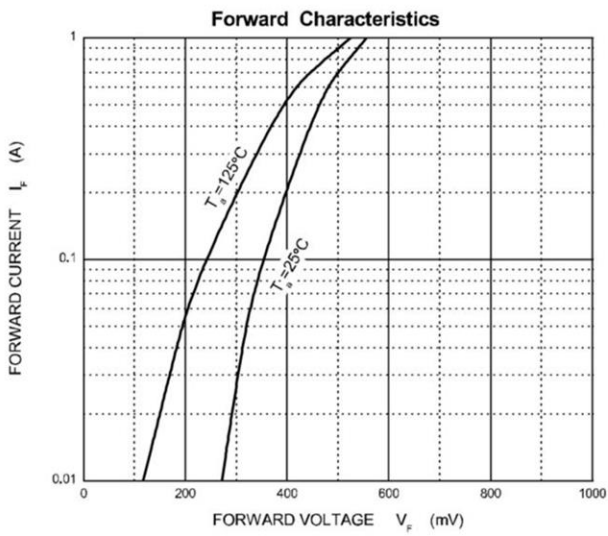
Parameter	Symbol	Value	Unit
DC reverse voltage	V_R	40	V
Mean rectifying current	I_O	1	A
Non-repetitive Peak Forward Surge Current @ $t=8.3\text{ms}$	I_{FSM}	7	A
Power Dissipation	P_D	0.5	W
Thermal Resistance from Junction to Ambient	$R_{\theta JA}$	250	$^\circ\text{C}/\text{W}$
Operating Junction Temperature Range	T_J	-40 ~ +125	$^\circ\text{C}$
Storage Temperature Range	T_{STG}	-55 ~ +150	$^\circ\text{C}$

ELECTRICAL CHARACTERISTICS ($T_a=25^\circ\text{C}$ unless otherwise noted)

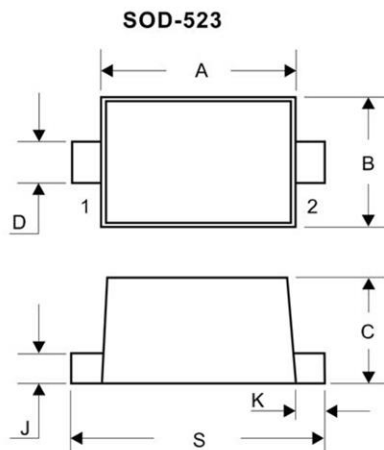
Parameter	Symbol	Test Condition	Min	Type	Max	Unit
Reverse voltage	V_{BR}	$I_R = 1\text{mA}$	40			V
Reverse current	I_R	$V_R = 40\text{V}$		10	40	μA
Forward voltage	V_F	$I_F = 0.1\text{A}$		0.35	0.38	V
		$I_F = 0.2\text{A}$		0.37	0.40	V
		$I_F = 0.5\text{A}$		0.42	0.49	V
		$I_F = 0.7\text{A}$		0.47	0.55	V
		$I_F = 1\text{A}$		0.51	0.61	V
Total capacitance	C_{tot}	$V_R=10\text{V}, f=1\text{MHz}$		19		pF



Typical Characteristics



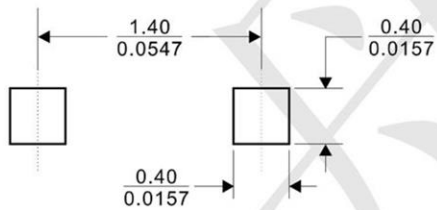
Outline Drawing - SOD-523 (0603)



DIM	Millimeters		Inches	
	Min	Max	Min	Max
A	1.10	1.30	0.043	0.051
B	0.70	0.90	0.028	0.035
C	0.50	0.70	0.020	0.028
D	0.25	0.35	0.010	0.014
J	0.07	0.20	0.0028	0.0079
K	0.15	0.25	0.006	0.010
S	1.50	1.70	0.059	0.067

Land Pattern - SOD-523 (0603)

Recommended Mounting Pad Layout



Dimensions in (millimeters / inches)

X-ON Electronics

Largest Supplier of Electrical and Electronic Components

Click to view similar products for [MOSFET](#) category:

Click to view products by [TECH PUBLIC](#) manufacturer:

Other Similar products are found below :

[IRFD120](#) [JANTX2N5237](#) [2SK2267\(Q\)](#) [BUK455-60A/B](#) [TK100A10N1,S4X\(S](#) [MIC4420CM-TR](#) [VN1206L](#) [NDP4060](#) [SI4482DY](#)
[IRS2092STRPBF-EL](#) [IPS70R2K0CEAKMA1](#) [TK31J60W5,S1VQ\(O](#) [TK31J60W,S1VQ\(O](#) [TK16J60W,S1VQ\(O](#) [2SK2614\(TE16L1,Q\)](#)
[DMN1017UCP3-7](#) [EFC2J004NUZTDG](#) [P85W28HP2F-7071](#) [NTE2384](#) [DMC2700UDMQ-7](#) [DMN2080UCB4-7](#) [DMN61D9UWQ-13](#)
[US6M2GTR](#) [DMN31D5UDJ-7](#) [DMP22D4UFO-7B](#) [IPS60R3K4CEAKMA1](#) [DMN1006UCA6-7](#) [DMN16M9UCA6-7](#) [STF5N65M6](#)
[IRF40H233XTMA1](#) [STU5N65M6](#) [DMN6022SSD-13](#) [DMN13M9UCA6-7](#) [DMTH10H4M6SPS-13](#) [IPS60R360PFD7SAKMA1](#)
[DMN2990UFB-7B](#) [SSM3K35CT,L3F](#) [IPLK60R1K0PFD7ATMA1](#) [2N7002W-G](#) [MCAC30N06Y-TP](#) [IPWS65R035CFD7AXKSA1](#)
[MCQ7328-TP](#) [SSM3J143TU,LXHF](#) [DMN12M3UCA6-7](#) [PJMF280N65E1_T0_00201](#) [PJMF380N65E1_T0_00201](#)
[PJMF280N60E1_T0_00201](#) [PJMF600N65E1_T0_00201](#) [PJMF900N65E1_T0_00201](#) [PJMF900N60E1_T0_00201](#)