

### Features

- ◆ Supports USB 3.0 data rates (5 Gbps)
- ◆ Ultra low capacitance: 0.4pF typical I/O to GND
- ◆ Ultra low leakage: nA level
- ◆ Low operating voltage: 3.3V
- ◆ Uni-directional TVS Diode Array
- ◆ Low clamping voltage
- ◆ Complies with following standards:
  - IEC 61000-4-2 (ESD) immunity test
    - Air discharge: ±25kV
    - Contact discharge: ±20kV
  - IEC61000-4-5 (Lightning)4A (8/20μs)
  - IEC61000-4-4 (EFT) 40A (5/50ns)
- ◆ ROHS Compliant

### Ordering Information

Part Number	Qty per Reel	Reel Size
TPD2EUSB30ADRTR	8000	7"

### Mechanical Characteristics

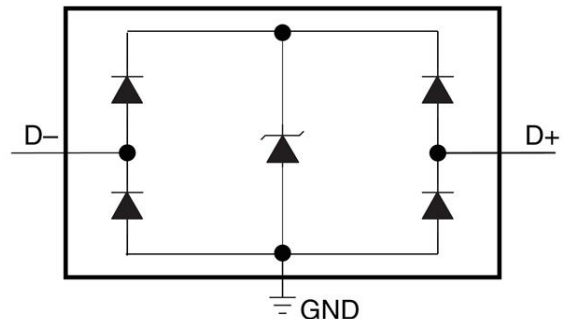
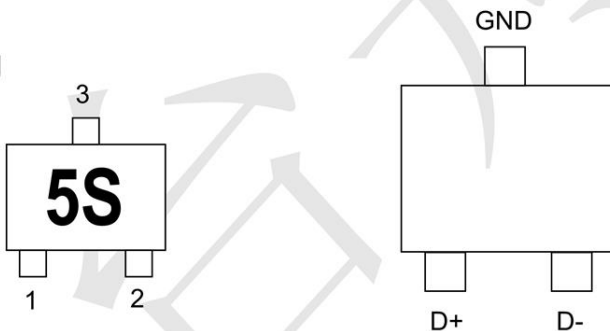
- Package: SOT-9X3
- Lead Finish: Matte Tin
- Case Material: “Green” Molding Compound.
- Moisture Sensitivity: Level 3 per J-STD-020
- Terminal Connections: See Diagram Below
- Shipping Qty : 8000pcs/7Inch Tape & Reel

### Applications

- Notebooks
- Set-top boxes
- DVD players
- Media players
- Portable computers

### Dimensions and Pin Configuration

#### Marking



**Absolute Maximum Ratings** (Tamb=25°C unless otherwise specified)

Parameter	Symbol	Value	Unit
Peak Pulse Power (8/20µs)	Ppk	50	W
ESD per IEC61000-4-2 (Air) ESD per IEC61000-4-2 (Contact)	V <sub>ESD</sub>	±25 ±20	kV
Operating Temperature Range	T <sub>J</sub>	-55 to +125	°C
Storage Temperature Range	T <sub>stg</sub>	-55 to +150	°C

**Electrical Characteristics** (TA=25°C unless otherwise specified)

Parameter	Symbol	Min	Typ	Max	Unit	Test Condition
Reverse Working Voltage	V <sub>RWM</sub>			3.3	V	
Breakdown Voltage	V <sub>BR</sub>	4.5			V	I <sub>T</sub> =1mA
Leakage Current	I <sub>Leak</sub>			100	nA	V <sub>RWM</sub> =2.5V
Dynamic resistance	R <sub>DYN</sub>		0.6		Ω	any I/O pin to GND
Clamping Voltage (I/O-GND)	V <sub>C</sub>			11	V	I <sub>PP</sub> =1A, T <sub>p</sub> =8/20 µs
Clamping Voltage (I/O-GND)	V <sub>C</sub>			14	V	I <sub>PP</sub> =4A, T <sub>p</sub> =8/20 µs
Junction Capacitance (I/O to GND)	C <sub>J</sub>		0.45	0.6	pF	V <sub>R</sub> =0V, f=1MHz,
Junction Capacitance (I/O to I/O)	C <sub>J</sub>		0.25		pF	V <sub>R</sub> =0V, f=1MHz,

**Typical Performance Characteristics ( $T_A=25^\circ\text{C}$  unless otherwise Specified)**

Fig1. 8/20 $\mu\text{s}$  Pulse Waveform

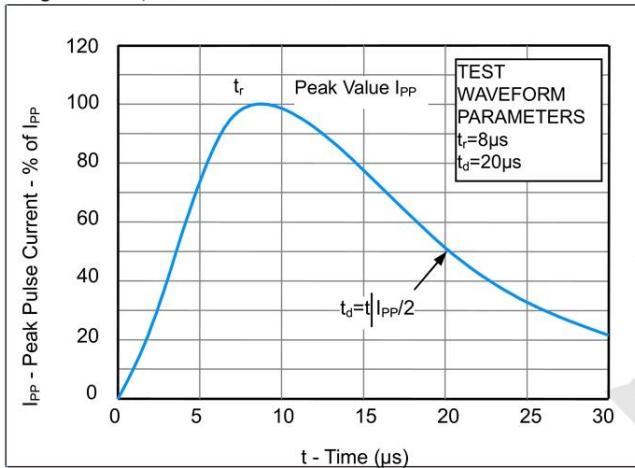


Fig2. ESD Pulse Waveform (according to IEC 61000-4-2)

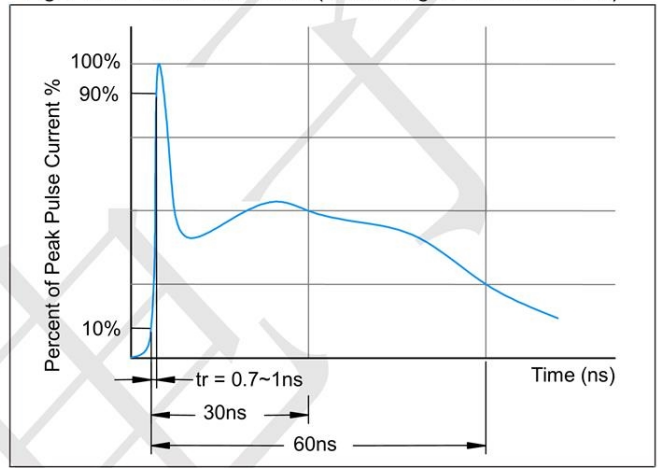
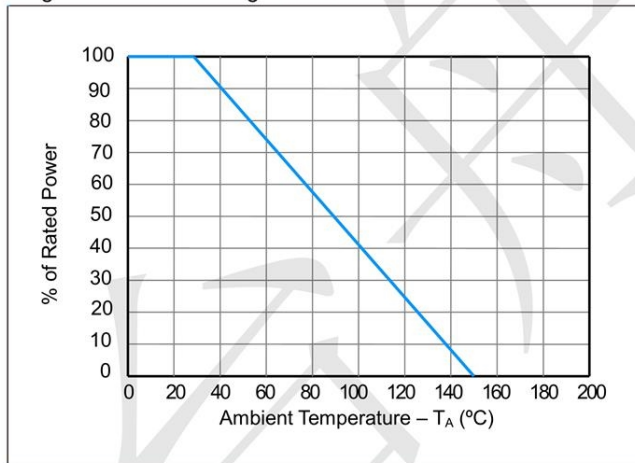


Fig3. Power Derating Curve





TECH PUBLIC

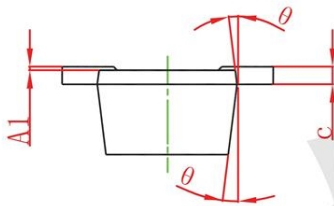
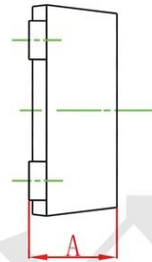
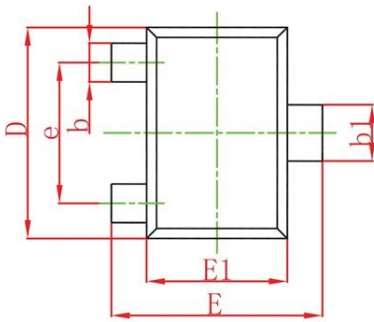
—台舟电子—

# TPD2EUSB30ADRTR

2-Channel ESD Protection for Super-Speed USB 3.0 Interface

[www.sot23.com.tw](http://www.sot23.com.tw)

## SOT-9X3 Package Outline Dimensions



Symbol	Dimensions In Millimeters		Dimensions In Inches	
	Min.	Max.	Min.	Max.
A	0.430	0.500	0.017	0.020
A1	0.000	0.050	0.000	0.002
b	0.170	0.270	0.007	0.011
b1	0.270	0.370	0.011	0.015
c	0.080	0.150	0.003	0.006
D	1.150	1.250	0.045	0.049
E	1.150	1.250	0.045	0.049
E1	0.750	0.850	0.030	0.033
e	0.800TYP.		0.031TYP.	
θ	7° REF.		7° REF.	

## X-ON Electronics

Largest Supplier of Electrical and Electronic Components

*Click to view similar products for [ESD Suppressors / TVS Diodes](#) category:*

*Click to view products by [TECH PUBLIC](#) manufacturer:*

Other Similar products are found below :

[60KS200C](#) [D18V0L1B2LP-7B](#) [D5V0F4U5P5-7](#) [DESD5V0U1BB-7](#) [NTE4902](#) [P4KE27CA](#) [P6KE11CA](#) [P6KE39CA-TP](#) [P6KE8.2A](#)  
[SA110CA](#) [SA60CA](#) [SA64CA](#) [SMBJ12CATR](#) [SMBJ33CATR](#) [SMBJ8.0A](#) [ESD101-B1-02ELS E6327](#) [ESD105-B1-02EL E6327](#) [ESD112-B1-02EL E6327](#) [ESD119B1W01005E6327XTSA1](#) [ESD5V0L1B02VH6327XTSA1](#) [ESD7451N2T5G](#) [19180-510](#) [CPDT-5V0USP-HF](#)  
[3.0SMCJ33CA-F](#) [3.0SMCJ36A-F](#) [HSPC16701B02TP](#) [D3V3Q1B2DLP3-7](#) [D55V0M1B2WS-7](#) [DESD5V0U1BL-7B](#) [DRTR5V0U4SL-7](#)  
[SCM1293A-04SO](#) [ESD200-B1-CSP0201 E6327](#) [SM12-7](#) [SMLJ45CA-TP](#) [CEN955 W/DATA](#) [82350120560](#) [VESD12A1A-HD1-GS08](#)  
[CPDUR5V0R-HF](#) [CPDQC5V0U-HF](#) [CPDQC5V0USP-HF](#) [CPDQC5V0-HF](#) [D1213A-01LP4-7B](#) [D1213A-02WL-7](#) [MMAD1108/TR13](#)  
[5KP100A](#) [5KP15A](#) [5KP18A](#) [5KP48A](#) [5KP90A](#) [5KP90CA](#)