

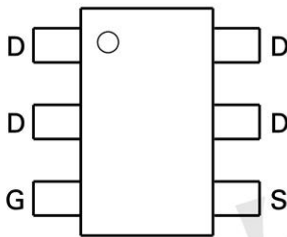
**Product Summary**

- 100V/ 3A  
 $R_{DS(ON)} = 87m\Omega (Typ) @ V_{GS} = -10V$
- Reliable and Rugged
- Lead Free and Green Devices Available (RoHS Compliant)

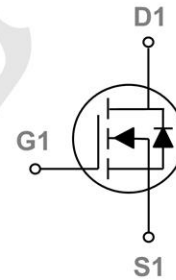
**Application**

- DC-DC Converters.
- Load Switch.
- Power Management.

**Package and Pin Configuration**



**Circuit diagram**



**Marking:**



**Absolute Maximum Ratings ( $T_A=25^{\circ}C$  unless otherwise noted)**

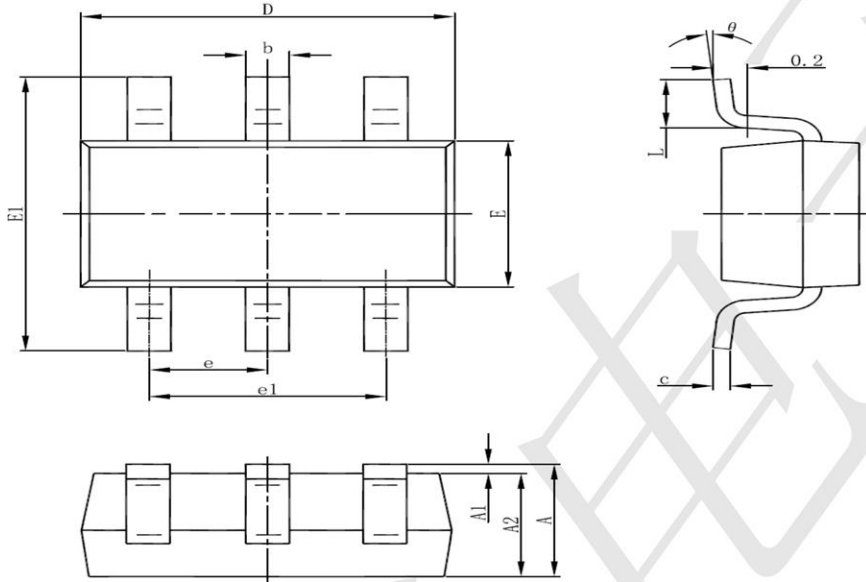
Parameter	Symbol	Value	Unit
Drain-Source Voltage	$V_{DS}$	60	V
Gate-Source Voltage	$V_{GS}$	$\pm 20$	V
Continuous Drain Current	$I_D$	3	A
Pulsed Drain Current (note 1)	$I_{DM}$	20	A
Power Dissipation	$P_D$	1.7	W
Thermal Resistance from Junction to Ambient (note 2)	$R_{\theta JA}$	106	$^{\circ}C/W$
Junction Temperature	$T_J$	150	$^{\circ}C$
Storage Temperature	$T_{STG}$	-55~+150	$^{\circ}C$

**Electrical Characteristics (T<sub>A</sub>=25°C unless otherwise noted)**

Parameter	Symbol	Test conditions	Min	Typ	Max	Unit
<b>Static Characteristics</b>						
Drain-Source Breakdown Voltage	V <sub>(BR)DSS</sub>	V <sub>GS</sub> =0V, I <sub>D</sub> =250μA	100			V
Gate-Threshold Voltage <sup>(Note3)</sup>	V <sub>GS(th)</sub>	V <sub>DS</sub> =V <sub>GS</sub> , I <sub>D</sub> =250μA	1.2		2.5	V
Gate-Body Leakage Current	I <sub>GSS</sub>	V <sub>GS</sub> =± 20V, V <sub>DS</sub> =0V			±100	nA
Zero Gate Voltage Drain Current	I <sub>DSS</sub>	V <sub>DS</sub> =60V, V <sub>GS</sub> =0V			1	μA
Drain-Source On-Resistance <sup>(Note3)</sup>	R <sub>DS(on)</sub>	V <sub>GS</sub> =10V, I <sub>D</sub> =3A		87	125	mΩ
Forward Transconductance <sup>(Note3)</sup>	g <sub>fs</sub>	V <sub>DS</sub> =5V, I <sub>D</sub> =2.8A		11		S
<b>Dynamic Characteristics<sup>(Note4)</sup></b>						
Input Capacitance	C <sub>iss</sub>	V <sub>DS</sub> =50V, V <sub>GS</sub> =0V, f=1MHz		600		pF
Output Capacitance	C <sub>oss</sub>			60		
Reverse Transfer Capacitance	C <sub>rss</sub>			25		
<b>Switching Characteristics<sup>(Note4)</sup></b>						
Total Gate Charge	Q <sub>g</sub>	V <sub>DS</sub> =48V, V <sub>GS</sub> =10V, I <sub>D</sub> =2.6A		12		nC
Gate-Source Charge	Q <sub>gs</sub>			4.1		
Gate-Drain Charge	Q <sub>gd</sub>			4.5		
Turn-on Delay Time	t <sub>d(on)</sub>	V <sub>DD</sub> =50V, V <sub>GS</sub> =10V, I <sub>D</sub> =1A, R <sub>G</sub> =6Ω,		5.0		ns
Turn-on Rise Time	t <sub>r</sub>			2.6		
Turn-off Delay Time	t <sub>d(off)</sub>			16.1		
Turn-off Fall Time	t <sub>f</sub>			2.3		
<b>Drain-Source Diode Characteristics</b>						
Diode Forward Voltage <sup>(Note3)</sup>	V <sub>SD</sub>	V <sub>GS</sub> =0V, I <sub>s</sub> =1.5A			1.2	V
Diode Forward Current <sup>(Note2)</sup>	I <sub>s</sub>				1.5	A
Reverse Recovery Time	t <sub>rr</sub>	I <sub>F</sub> =2.6A, di/dt=100A/μs <sup>(Note4)</sup>		35		nS
Reverse Recovery Charge	Q <sub>rr</sub>				53	
Forward Turn-On Time	t <sub>on</sub>	Intrinsic turn-on time is negligible (turn-on is dominated by LS+LD)				



SOT23-6 Package Information



Symbol	Dimensions In Millimeters		Dimensions In Inches	
	Min	Max	Min	Max
A	1.050	1.250	0.041	0.049
A1	0.000	0.100	0.000	0.004
A2	1.050	1.150	0.041	0.045
b	0.300	0.500	0.012	0.020
c	0.100	0.200	0.004	0.008
D	2.820	3.020	0.111	0.119
E	1.500	1.700	0.059	0.067
E1	2.650	2.950	0.104	0.116
e	0.950(BSC)		0.037(BSC)	
e1	1.800	2.000	0.071	0.079
L	0.300	0.600	0.012	0.024
theta	0°	8°	0°	8°

## X-ON Electronics

Largest Supplier of Electrical and Electronic Components

*Click to view similar products for [MOSFET](#) category:*

*Click to view products by [TECH PUBLIC](#) manufacturer:*

Other Similar products are found below :

[IRFD120](#) [JANTX2N5237](#) [2SK2267\(Q\)](#) [BUK455-60A/B](#) [TK100A10N1,S4X\(S](#) [MIC4420CM-TR](#) [VN1206L](#) [NDP4060](#) [SI4482DY](#)  
[IRS2092STRPBF-EL](#) [IPS70R2K0CEAKMA1](#) [SQM120N06-3M5L-GE3](#) [TK31J60W5,S1VQ\(O](#) [TK31J60W,S1VQ\(O](#) [TK16J60W,S1VQ\(O](#)  
[2SK2614\(TE16L1,Q\)](#) [DMN1017UCP3-7](#) [EFC2J004NUZTDG](#) [P85W28HP2F-7071](#) [NTE2384](#) [DMC2700UDMQ-7](#) [DMN2080UCB4-7](#)  
[DMN61D9UWQ-13](#) [US6M2GTR](#) [DMN31D5UDJ-7](#) [DMP22D4UFO-7B](#) [IPS60R3K4CEAKMA1](#) [DMN1006UCA6-7](#) [DMN16M9UCA6-7](#)  
[STF5N65M6](#) [IRF40H233XTMA1](#) [STU5N65M6](#) [DMN6022SSD-13](#) [DMN13M9UCA6-7](#) [DMTH10H4M6SPS-13](#) [IPS60R360PFD7SAKMA1](#)  
[DMN2990UFB-7B](#) [SSM3K35CT,L3F](#) [IPLK60R1K0PFD7ATMA1](#) [2N7002W-G](#) [MCAC30N06Y-TP](#) [IPWS65R035CFD7AXKSA1](#)  
[MCQ7328-TP](#) [SSM3J143TU,LXHF](#) [PJMF280N65E1\\_T0\\_00201](#) [PJMF380N65E1\\_T0\\_00201](#) [PJMF280N60E1\\_T0\\_00201](#)  
[PJMF600N65E1\\_T0\\_00201](#) [PJMF900N65E1\\_T0\\_00201](#) [PJMF900N60E1\\_T0\\_00201](#)