

Features


BV_{DSS}	150V
$I_D @ V_{GS}=10V, T_A=25^\circ C$	1.5A
$R_{DS(ON) typ. @ V_{GS}=10V, I_D=1.5A}$	240m Ω

Application

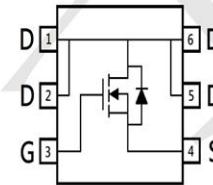
- Notebook
- Load Switch
- Networking
- Hand-held Instruments

Package and Pin Configuration

SOT23-6



Circuit diagram



G: Gate S: Source D: Drain

Marking:252P

Absolute Maximum Ratings ($T_A=25^\circ C$)

Parameter	Symbol	Limits	Unit	
Drain-Source Voltage	V_{DS}	150	V	
Gate-Source Voltage	V_{GS}	± 20		
Continuous Drain Current @ $V_{GS}=10V, T_A=25^\circ C$	I_D	1.5	A	
Continuous Drain Current @ $V_{GS}=10V, T_A=70^\circ C$		1.2		
Pulsed Drain Current		6		
Continuous Body Diode Forward Current @ $T_A=25^\circ C$	I_S	1.3		
Total Power Dissipation	P_D	$T_A=25^\circ C$	1.6	W
		$T_A=70^\circ C$	1	
Operating Junction and Storage Temperature Range	T_J, T_{stg}	-55~+150	$^\circ C$	

Thermal Data

Parameter	Symbol	Steady State	Unit
Thermal Resistance, Junction-to-ambient	$R_{\theta JA}$	80	$^\circ C/W$

Electrical Characteristics (T_A=25°C, unless otherwise specified)

Symbol	Min.	Typ.	Max.	Unit	Test Conditions
Static					
BV _{DSS}	150	-	-	V	V _{GS} =0V, I _D =250μA
V _{GS(th)}	1.5	-	3.5		V _{DS} =V _{GS} , I _D =250μA
I _{GSS}	-	-	±100	nA	V _{GS} =±20V, V _{DS} =0V
I _{DSS}	-	-	1	μA	V _{DS} =120V, V _{GS} =0V
R _{DS(ON)}	-	240	320	mΩ	V _{GS} =10V, I _D =1.5A
Dynamic					
C _{iss}	-	250	-	pF	V _{DS} =75V, V _{GS} =0V, f=1MHz
C _{oss}	-	25	-		
C _{rss}	-	12	-		
R _g	-	2	-	Ω	f=1MHz
Q _g *1,2	-	6	-	nC	V _{DS} =75V, I _D =1A, V _{GS} =10V
Q _{gs} *1,2	-	1.5	-		
Q _{gd} *1,2	-	1.8	-		
t _{d(ON)} *1,2	-	6	-	ns	V _{DS} =75V, I _D =1A, V _{GS} =10V, R _{GS} =6Ω
t _r *1,2	-	7	-		
t _{d(OFF)} *1,2	-	13	-		
t _f *1,2	-	6	-		
Source-Drain Diode					
V _{SD} *1	-	0.8	1.2	V	I _S =1A, V _{GS} =0V
t _{rr}	-	32	-	ns	I _F =1A, dI _F /dt=100A/μs
Q _{rr}	-	46	-	nC	

Note:

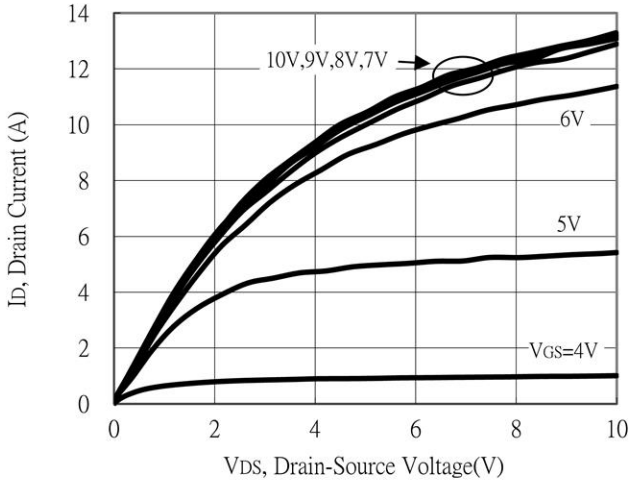
*1. Pulse Test : Pulse Width ≤300μs, Duty Cycle ≤2%

*2. Independent of operating temperature

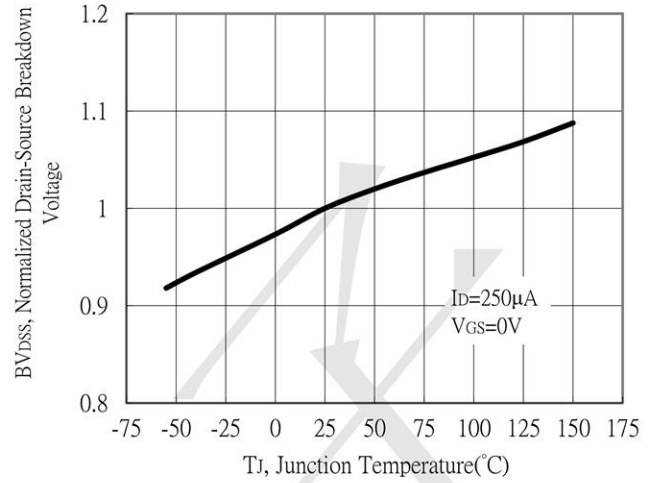


Typical Electrical and Thermal Characteristics

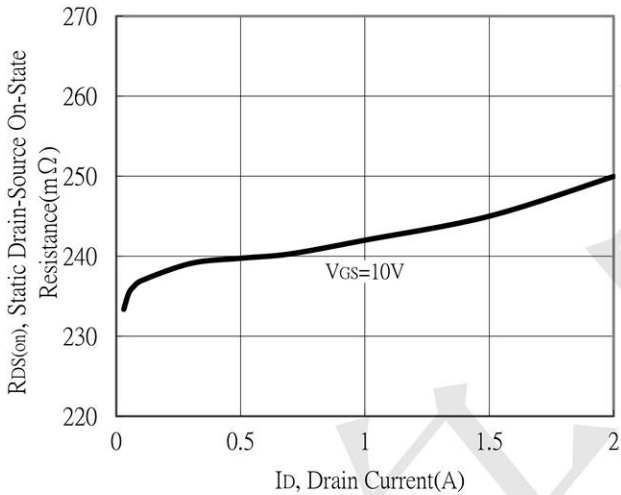
Typical Output Characteristics



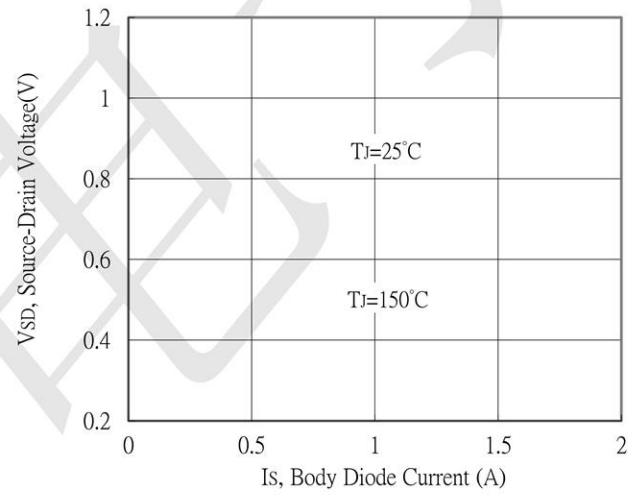
Breakdown Voltage vs Ambient Temperature



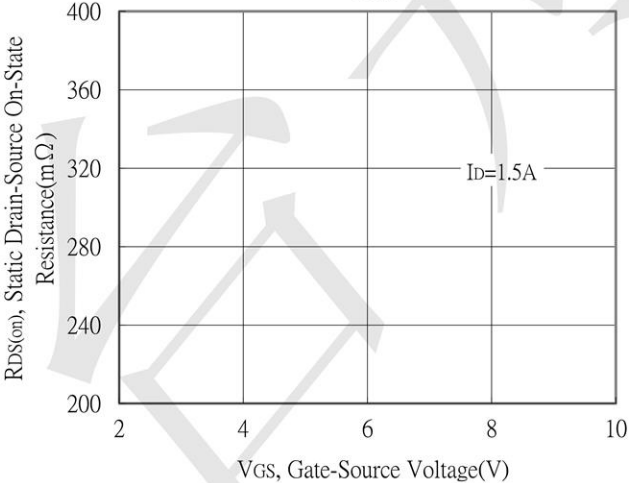
Static Drain-Source On-State resistance vs Drain Current



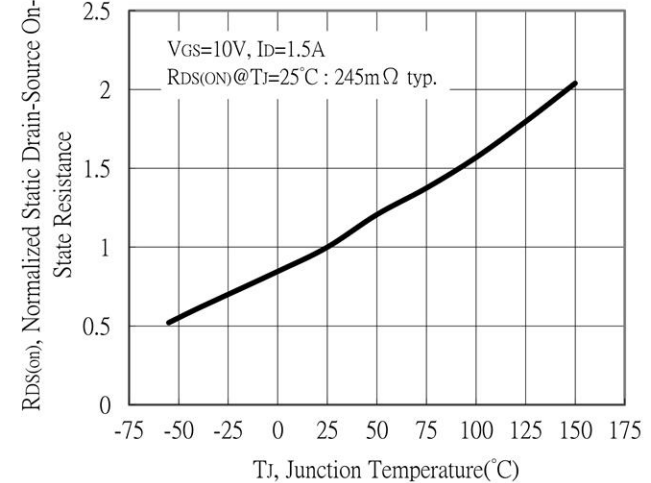
Body Diode Current vs Source-Drain Voltage

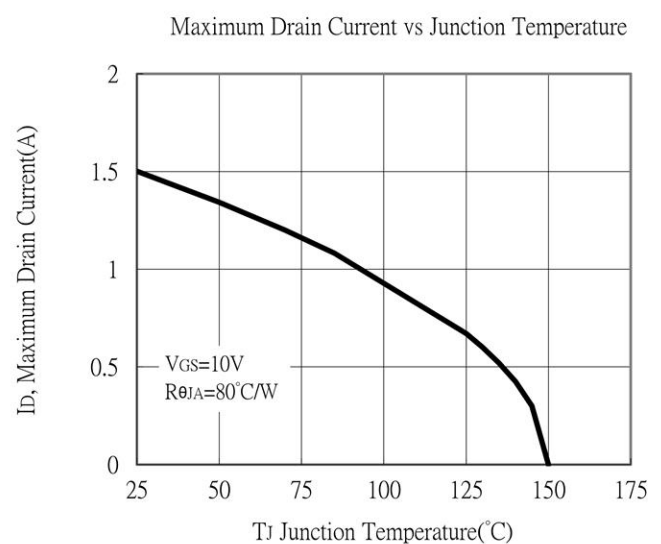
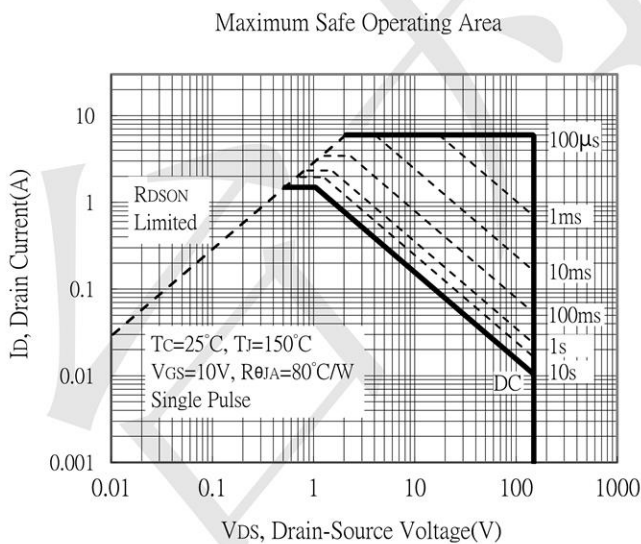
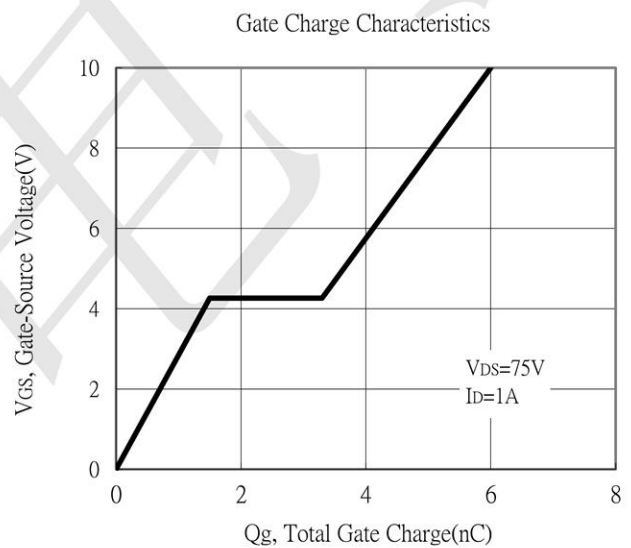
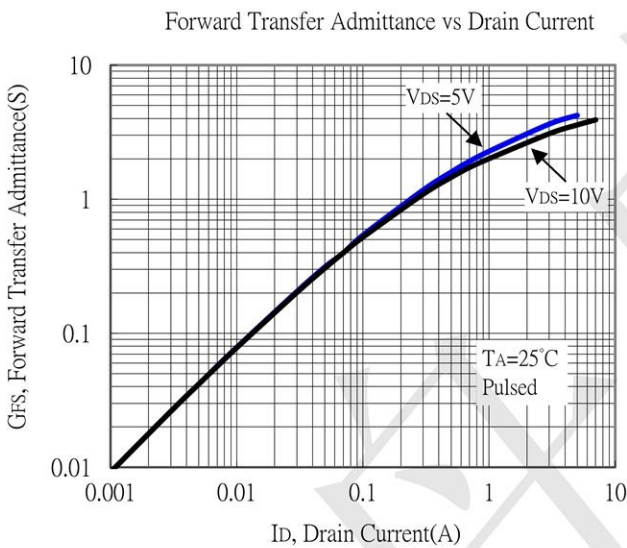
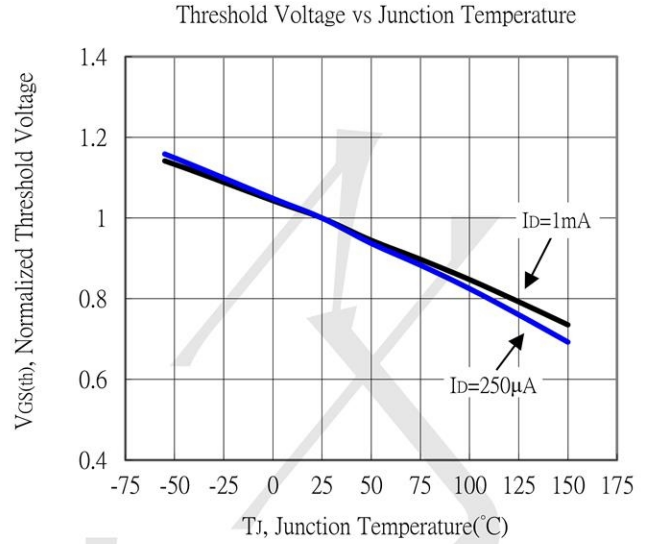
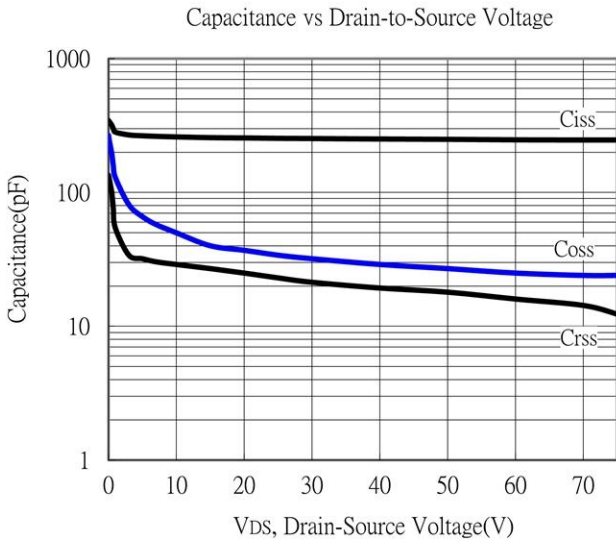


Static Drain-Source On-State Resistance vs Gate-Source Voltage



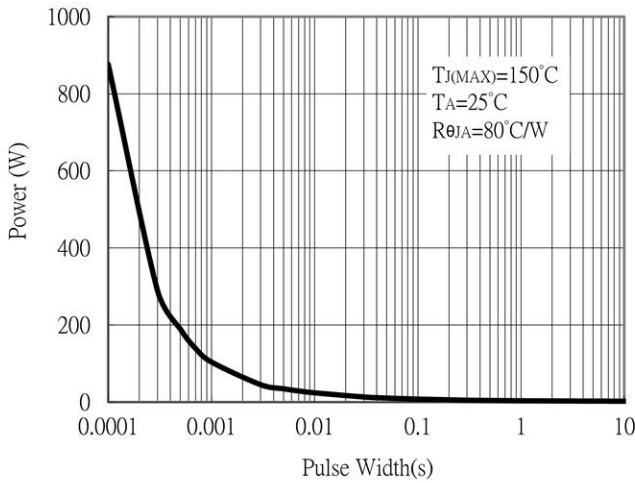
Drain-Source On-State Resistance vs Junction Temperature



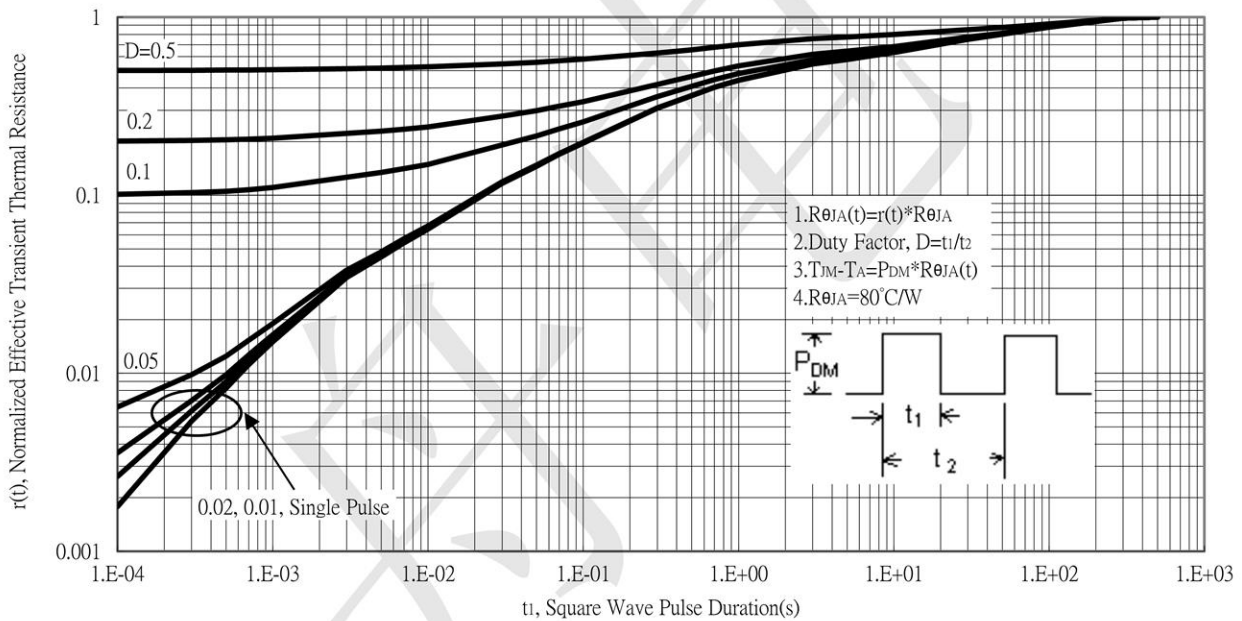


Typical Characteristics (Cont.)

Single Pulse Power Rating, Junction to Ambient

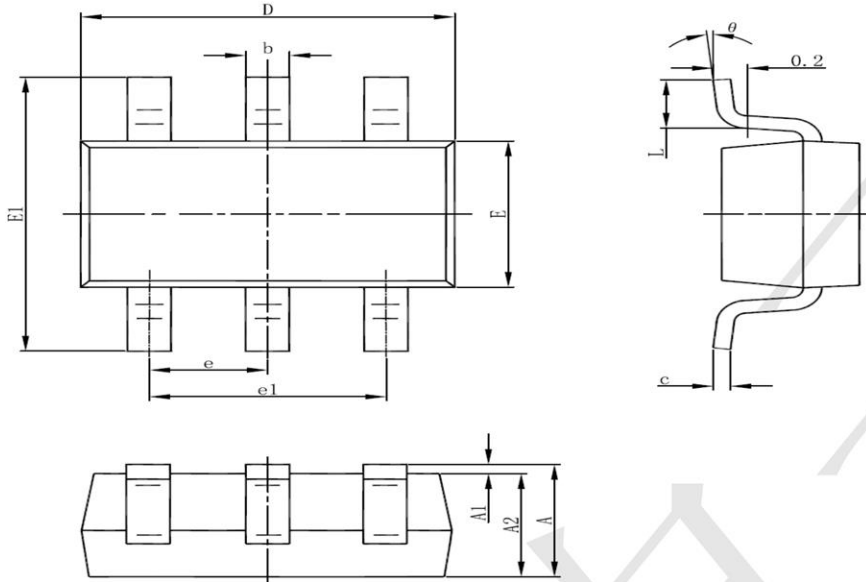


Transient Thermal Response Curves





SOT23-6 Package Information



Symbol	Dimensions In Millimeters		Dimensions In Inches	
	Min	Max	Min	Max
A	1.050	1.250	0.041	0.049
A1	0.000	0.100	0.000	0.004
A2	1.050	1.150	0.041	0.045
b	0.300	0.500	0.012	0.020
c	0.100	0.200	0.004	0.008
D	2.820	3.020	0.111	0.119
E	1.500	1.700	0.059	0.067
E1	2.650	2.950	0.104	0.116
e	0.950(BSC)		0.037(BSC)	
e1	1.800	2.000	0.071	0.079
L	0.300	0.600	0.012	0.024
θ	0°	8°	0°	8°

X-ON Electronics

Largest Supplier of Electrical and Electronic Components

Click to view similar products for [MOSFET](#) category:

Click to view products by [TECH PUBLIC](#) manufacturer:

Other Similar products are found below :

[IRFD120](#) [JANTX2N5237](#) [2SK2267\(Q\)](#) [BUK455-60A/B](#) [TK100A10N1,S4X\(S](#) [MIC4420CM-TR](#) [VN1206L](#) [NDP4060](#) [SI4482DY](#)
[IRS2092STRPBF-EL](#) [IPS70R2K0CEAKMA1](#) [SQM120N06-3M5L-GE3](#) [TK31J60W5,S1VQ\(O](#) [TK31J60W,S1VQ\(O](#) [TK16J60W,S1VQ\(O](#)
[2SK2614\(TE16L1,Q\)](#) [DMN1017UCP3-7](#) [EFC2J004NUZTDG](#) [P85W28HP2F-7071](#) [NTE2384](#) [DMC2700UDMQ-7](#) [DMN2080UCB4-7](#)
[DMN61D9UWQ-13](#) [US6M2GTR](#) [DMN31D5UDJ-7](#) [DMP22D4UFO-7B](#) [IPS60R3K4CEAKMA1](#) [DMN1006UCA6-7](#) [DMN16M9UCA6-7](#)
[STF5N65M6](#) [IRF40H233XTMA1](#) [STU5N65M6](#) [DMN6022SSD-13](#) [DMN13M9UCA6-7](#) [DMTH10H4M6SPS-13](#) [IPS60R360PFD7SAKMA1](#)
[DMN2990UFB-7B](#) [SSM3K35CT,L3F](#) [IPLK60R1K0PFD7ATMA1](#) [2N7002W-G](#) [MCAC30N06Y-TP](#) [IPWS65R035CFD7AXKSA1](#)
[MCQ7328-TP](#) [SSM3J143TU,LXHF](#) [PJMF280N65E1_T0_00201](#) [PJMF380N65E1_T0_00201](#) [PJMF280N60E1_T0_00201](#)
[PJMF600N65E1_T0_00201](#) [PJMF900N65E1_T0_00201](#) [PJMF900N60E1_T0_00201](#)