

Features

- -20V, -2.3A, $R_{DS(ON)} = 100m\Omega$ (typ) @ $V_{GS} = 4.5V$.
- $R_{DS(ON)} = 125m\Omega$ (typ) @ $V_{GS} = 2.5V$.
- SOT-323 package.

Applications

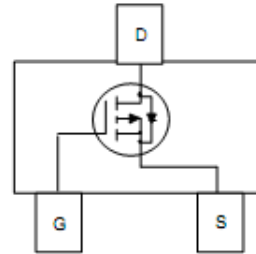
- Battery protection
- Load switch
- Power management

Ordering Information

Part Number	Qty per Reel	Reel Size
TPM2601C3	3000	7"



SOT-323



Absolute Maximum Ratings ($T_A = 25^\circ C$ unless otherwise specified)

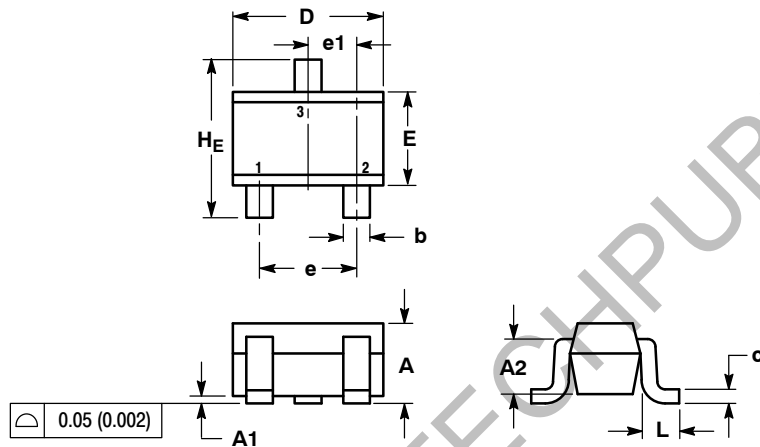
Parameter	Symbol	Value	Unit
Drain-Source Voltage	V_{DS}	-20	V
Gate-Source Voltage	V_{GS}	± 10	
Continuous Drain Current	I_D	-2.3	A
Pulsed Drain Current ($t_p = 10\mu s$)	I_{DM}	-5.0	
Power Dissipation	P_D	0.29	W
Thermal Resistance from Junction to Ambient	$R_{\theta JA}$	431	$^\circ C/W$
Junction Temperature	T_J	125	$^\circ C$
Storage Temperature	T_{stg}	-50 ~ +150	

Electrical Characteristics ($T_A=25^\circ\text{C}$ unless otherwise specified)

Parameter	Symbol	Test Condition	Min	Typ	Max	Unit
OFF CHARACTERISSTICS						
Drain-Source Breakdown Voltage	V_{DSS}	$V_{GS} = 0V, I_D = -250\mu A$	-20			V
Gate-Source Leakage	I_{GSS}	$V_{DS} = 0V, V_{GS} = \pm 8V$			± 100	nA
Zero Gate Voltage Drain Current	I_{DSS}	$V_{DS} = -20V, V_{GS} = 0V$			-1.0	μA
OFF CHARACTERISSTICS						
Gate-Source Threshold Voltage	$V_{GS(th)}$	$V_{DS} = V_{GS}, I_D = -250\mu A$	-0.45	-0.7	-1.0	V
Drain-Source On-State Resistance	$R_{DS(on)}$	$V_{GS} = -4.5V, I_D = -2.3A$			100	m Ω
		$V_{GS} = -2.5V, I_D = -1A$			125	
CHARGES AND CAPACITANCES						
Input Capacitance	C_{iss}	$V_{DS} = -8.0V, V_{GS} = 0V, f = 1MHz$		640		pF
Output Capacitance	C_{oss}			120		
Reverse Transfer Capacitance	C_{rss}			82		
SWITCHING CHARACTERISSTICS						
Turn-On Delay Time	$t_{d(on)}$	$V_{GS} = -4.5V, V_{DD} = -4.0V,$ $I_D = -1.0A, R_G = 6.2\Omega$		6.2		ns
Rise Time	t_r			15		
Turn-Off Delay Time	$t_{d(off)}$			26		
Fall Time	t_f			18		

PACKAGE DIMENSIONS

SC-70 (SOT-323)
CASE 419-04
ISSUE N

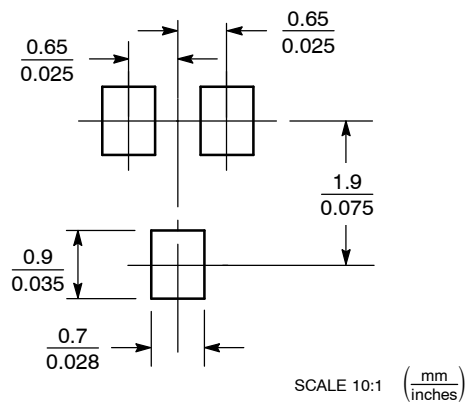


- NOTES:
1. DIMENSIONING AND TOLERANCING PER ANSI Y14.5M, 1982.
2. CONTROLLING DIMENSION: INCH.

DIM	MILLIMETERS			INCHES		
	MIN	NOM	MAX	MIN	NOM	MAX
A	0.80	0.90	1.00	0.032	0.035	0.040
A1	0.00	0.05	0.10	0.000	0.002	0.004
A2	0.70 REF			0.028 REF		
b	0.30	0.35	0.40	0.012	0.014	0.016
c	0.10	0.18	0.25	0.004	0.007	0.010
D	1.80	2.10	2.20	0.071	0.083	0.087
E	1.15	1.24	1.35	0.045	0.049	0.053
e	1.20	1.30	1.40	0.047	0.051	0.055
e1	0.65 BSC			0.026 BSC		
L	0.20	0.38	0.56	0.008	0.015	0.022
HE	2.00	2.10	2.40	0.079	0.083	0.095

- STYLE 8:
PIN 1. GATE
2. SOURCE
3. DRAIN

SOLDERING FOOTPRINT*



SCALE 10:1 (mm/inches)

X-ON Electronics

Largest Supplier of Electrical and Electronic Components

Click to view similar products for [MOSFET](#) category:

Click to view products by [TECH PUBLIC](#) manufacturer:

Other Similar products are found below :

[614233C](#) [648584F](#) [NTNS3A92PZT5G](#) [IRFD120](#) [IRFF430](#) [JANTX2N5237](#) [2N7000](#) [2SK2464-TL-E](#) [FCA20N60_F109](#) [FDZ595PZ](#) [AOD464](#)
[2SK2267\(Q\)](#) [2SK2545\(Q,T\)](#) [405094E](#) [423220D](#) [MIC4420CM-TR](#) [VN1206L](#) [614234A](#) [715780A](#) [SSM6J414TU,LF\(T](#) [751625C](#)
[IPP60R600P6XKSA1](#) [RJK60S5DPK-M0#T0](#) [BSC884N03MS G](#) [BSF024N03LT3 G](#) [PSMN4R2-30MLD](#) [TK31J60W5,S1VQ\(O](#)
[2SK2614\(TE16L1,Q\)](#) [DMN1017UCP3-7](#) [EFC2J004NUZTDG](#) [FCAB21350L1](#) [P85W28HP2F-7071](#) [DMN1053UCP4-7](#) [NTE2384](#) [NTE2969](#)
[NTE6400A](#) [DMN2080UCB4-7](#) [DMN61D9UWQ-13](#) [US6M2GTR](#) [DMN31D5UDJ-7](#) [SSM6P54TU,LF](#) [DMP22D4UFO-7B](#)
[IPS60R3K4CEAKMA1](#) [DMN1006UCA6-7](#) [DMN16M9UCA6-7](#) [STF5N65M6](#) [STU5N65M6](#) [C3M0021120D](#) [DMN13M9UCA6-7](#)
[BSS340NWH6327XTSA1](#)