

Features

	$V_{(BR)DSS}$	$R_{DS(on)MAX}$	I_D
Q_1	25V	270m Ω @4.5V	0.8 A
		320m Ω @2.5V	
		800m Ω @1.8V	
Q_2	-25V	520m Ω @-4.5V	-0.8 A
		700m Ω @-2.5V	
		950m Ω (TYP)@-1.8V	


- ESD Protected

Application

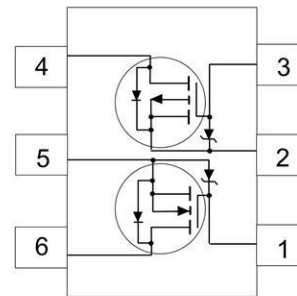
- Notebook
- Load Switch
- Networking
- Hand-held Instruments

Package and Pin Configuration

SOT23-6



Circuit diagram



Marking: 321P

Absolute Maximum Ratings $T_c=25^\circ\text{C}$ unless otherwise noted

Parameter	Symbol	Value	Unit
N-MOSFET			
Drain-Source Voltage	V_{DS}	25	V
Typical Gate-Source Voltage	V_{GS}	± 8	V
Continuous Drain Current (note 1)	I_D	0.8	A
Pulsed Drain Current ($t_p=10\mu\text{s}$)	I_{DM}	1.3	A
P-MOSFET			
Drain-Source Voltage	V_{DS}	-25	V
Typical Gate-Source Voltage	V_{GS}	± 8	V
Continuous Drain Current (note 1)	I_D	-0.8	A
Pulsed Drain Current ($t_p=10\mu\text{s}$)	I_{DM}	-1.3	A
Temperature and Thermal Resistance			
Thermal Resistance from Junction to Ambient (note 1)	$R_{\theta JA}$	650	$^\circ\text{C/W}$
Junction Temperature	T_J	150	$^\circ\text{C}$
Storage Temperature	T_{STG}	-55~+150	$^\circ\text{C}$
Lead Temperature for Soldering Purposes(1/8" from case for 10 s)	T_L	260	$^\circ\text{C}$

Electrical Characteristics (T_J=25 °C, unless otherwise noted)

**Q₁
N-ch MOSFET ELECTRICAL CHARACTERISTICS**

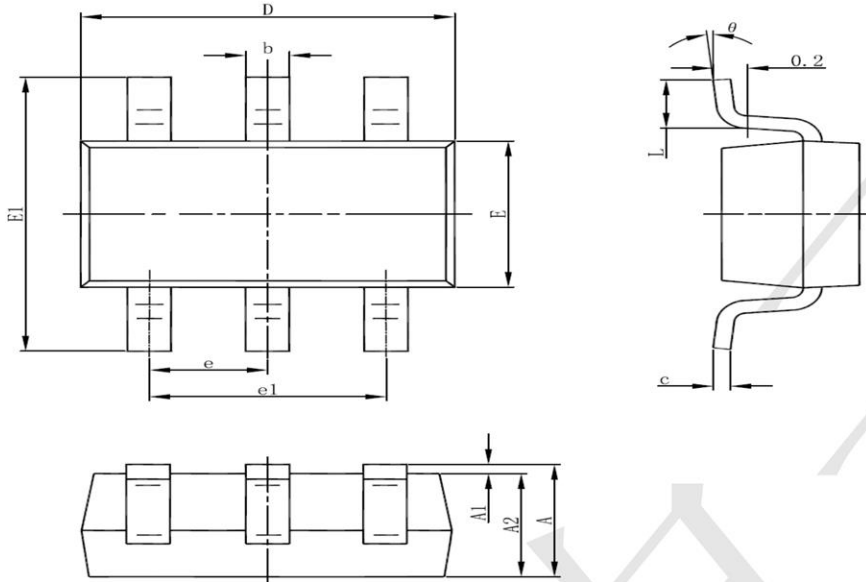
Parameter	Symbol	Test Condition	Min	Typ	Max	Unit
STATIC CHARACTERISTICS						
Drain-source breakdown voltage	V _{(BR)DSS}	V _{GS} = 0V, I _D =250μA	25			V
Zero gate voltage drain current	I _{DSS}	V _{DS} =20V, V _{GS} = 0V			1	μA
Gate-body leakage current	I _{GSS}	V _{GS} =±12V, V _{DS} = 0V			±20	uA
Gate threshold voltage (note 2)	V _{GS(th)}	V _{DS} =V _{GS} , I _D =250μA	0.45	0.7	1.1	V
Drain-source on-resistance(note 2)	R _{DS(on)}	V _{GS} =4.5V, I _D =0.65A			270	mΩ
		V _{GS} =2.5V, I _D =0.55A			320	mΩ
		V _{GS} =1.8V, I _D =0.45A			800	mΩ
Forward tranconductance(note 2)	g _{FS}	V _{DS} =10V, I _D =0.8A		1.6		S
Diode forward voltage	V _{SD}	I _S =0.15A, V _{GS} = 0V			1.2	V
DYNAMIC CHARACTERISTICS (note 4)						
Input Capacitance	C _{iss}	V _{DS} =16V, V _{GS} =0V, f =1MHz			120	pF
Output Capacitance	C _{oss}				20	pF
Reverse Transfer Capacitance	C _{rss}				15	pF
SWITCHING CHARACTERISTICS (note 3,4)						
Turn-on delay time	t _{d(on)}	V _{GS} =4.5V, V _{DS} =10V, I _D =500mA, R _{GEN} =10Ω		6.7		ns
Turn-on rise time	t _r			4.8		ns
Turn-off delay time	t _{d(off)}			17.3		ns
Turn-off fall time	t _f			7.4		ns

**Q₂
P-ch MOSFET ELECTRICAL CHARACTERISTICS**

Parameter	Symbol	Test Condition	Min	Typ	Max	Unit
STATIC CHARACTERISTICS						
Drain-source breakdown voltage	V _{(BR)DSS}	V _{GS} = 0V, I _D =-250μA	-25			V
Zero gate voltage drain current	I _{DSS}	V _{DS} =-20V, V _{GS} = 0V			-1	μA
Gate-body leakage current	I _{GSS}	V _{GS} =±12V, V _{DS} = 0V			±20	uA
Gate threshold voltage (note 2)	V _{GS(th)}	V _{DS} =V _{GS} , I _D =-250μA	-0.45	-0.7	-1.3	V
Drain-source on-resistance(note 2)	R _{DS(on)}	V _{GS} =-4.5V, I _D =-1A		270	520	mΩ
		V _{GS} =-2.5V, I _D =-0.8A		330	700	mΩ
		V _{GS} =-1.8V, I _D =-0.5A		950		mΩ
Forward tranconductance(note 2)	g _{FS}	V _{DS} =-10V, I _D =-0.54A		1.2		S
Diode forward voltage	V _{SD}	I _S =-0.5A, V _{GS} = 0V			-1.2	V
DYNAMIC CHARACTERISTICS (note 4)						
Input Capacitance	C _{iss}	V _{DS} =-16V, V _{GS} =0V, f =1MHz			170	pF
Output Capacitance	C _{oss}				25	pF
Reverse Transfer Capacitance	C _{rss}				15	pF
SWITCHING CHARACTERISTICS (note 3,4)						
Turn-on delay time	t _{d(on)}	V _{GS} =-4.5V, V _{DS} =-10V, I _D =-200mA, R _{GEN} =10Ω		9		ns
Turn-on rise time	t _r			5.8		ns
Turn-off delay time	t _{d(off)}			32.7		ns
Turn-off fall time	t _f			20.3		ns



SOT23-6 Package Information



Symbol	Dimensions In Millimeters		Dimensions In Inches	
	Min	Max	Min	Max
A	1.050	1.250	0.041	0.049
A1	0.000	0.100	0.000	0.004
A2	1.050	1.150	0.041	0.045
b	0.300	0.500	0.012	0.020
c	0.100	0.200	0.004	0.008
D	2.820	3.020	0.111	0.119
E	1.500	1.700	0.059	0.067
E1	2.650	2.950	0.104	0.116
e	0.950(BSC)		0.037(BSC)	
e1	1.800	2.000	0.071	0.079
L	0.300	0.600	0.012	0.024
θ	0°	8°	0°	8°

X-ON Electronics

Largest Supplier of Electrical and Electronic Components

Click to view similar products for [MOSFET](#) category:

Click to view products by [TECH PUBLIC](#) manufacturer:

Other Similar products are found below :

[IRFD120](#) [JANTX2N5237](#) [2SK2267\(Q\)](#) [BUK455-60A/B](#) [TK100A10N1,S4X\(S](#) [MIC4420CM-TR](#) [VN1206L](#) [NDP4060](#) [SI4482DY](#)
[IRS2092STRPBF-EL](#) [IPS70R2K0CEAKMA1](#) [TK31J60W5,S1VQ\(O](#) [TK31J60W,S1VQ\(O](#) [TK16J60W,S1VQ\(O](#) [2SK2614\(TE16L1,Q\)](#)
[DMN1017UCP3-7](#) [EFC2J004NUZTDG](#) [P85W28HP2F-7071](#) [DMN1053UCP4-7](#) [NTE2384](#) [DMC2700UDMQ-7](#) [DMN2080UCB4-7](#)
[DMN61D9UWQ-13](#) [US6M2GTR](#) [DMN31D5UDJ-7](#) [DMP22D4UFO-7B](#) [IPS60R3K4CEAKMA1](#) [DMN1006UCA6-7](#) [DMN16M9UCA6-7](#)
[STF5N65M6](#) [IRF40H233XTMA1](#) [STU5N65M6](#) [DMN6022SSD-13](#) [DMN13M9UCA6-7](#) [DMTH10H4M6SPS-13](#) [IPS60R360PFD7SAKMA1](#)
[DMN2990UFB-7B](#) [SSM3K35CT,L3F](#) [IPLK60R1K0PFD7ATMA1](#) [2N7002W-G](#) [MCAC30N06Y-TP](#) [IPWS65R035CFD7AXKSA1](#)
[MCQ7328-TP](#) [SSM3J143TU,LXHF](#) [DMN12M3UCA6-7](#) [PJMF280N65E1_T0_00201](#) [PJMF380N65E1_T0_00201](#)
[PJMF280N60E1_T0_00201](#) [PJMF600N65E1_T0_00201](#) [PJMF900N65E1_T0_00201](#)