

Features

- Very low forward voltage

Ordering Information

- Shipping Qty:3000/7inch Tape& Reel

Mechanical Data

- Case: DFN1608-2
- Molding compound: UL flammability classification rating 94V-0
- Terminals: Tin-plated; solderability per MIL-STD-202, Method 208



DFN1608-2L

PIN	DESCRIPTION
1	Cathode
2	Anode



Marking:T2A4

Absolute Maximum Ratings (T_A=25°C unless otherwise noted)

Parameter	Symbol	Value	Unit
DC Reverse Voltage	V _R	40	V
Maximum Average Forward Output Current	I _{F(AV)}	2	A
Peak Forward Surge Current (8.3ms single half sine-wave)	I _{FSM}	30	A

Thermal Characteristics

Parameter	Symbol	Value	Unit
Thermal Resistance Junction to Ambient (Typ)	P _d	80	°C/W
Operating Junction Temperature	T _J	-55 ~ +125	°C
Storage Temperature Range	T _{STG}	-55 ~ +150	°C

Electrical Characteristics (T =25°C unless otherwise noted)

Parameter	Symbol	Test Condition	Min.	Typ.	Max.	Unit
Reverse Breakdown Voltage	$V_{(BR)R}$	$I_R = 100\mu A$	40	-	-	V
Forward Voltage	V_F	$I_F = 1A$	-	-	0.47	V
		$I_F = 2A$	-	-	0.55	V
Maximum Peak Reverse Current	I_R	$V_R = 40V$	-	-	15	μA

Typical Electrical Characteristic Curves

FIG1: I_o -TL Curve

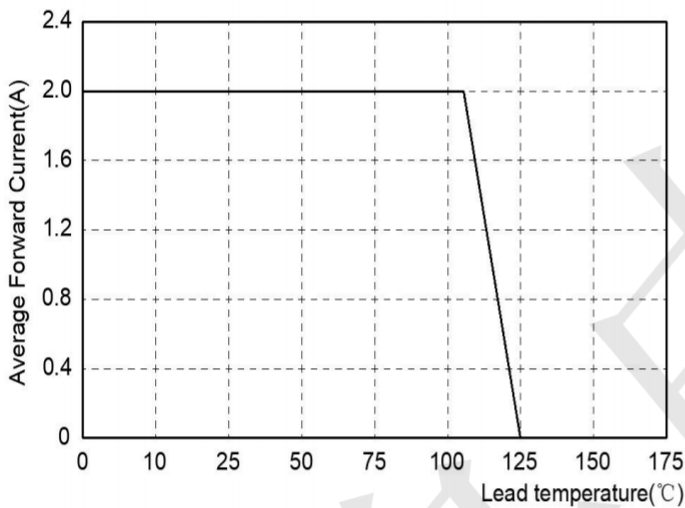


FIG2: Surge Forward Current Capability

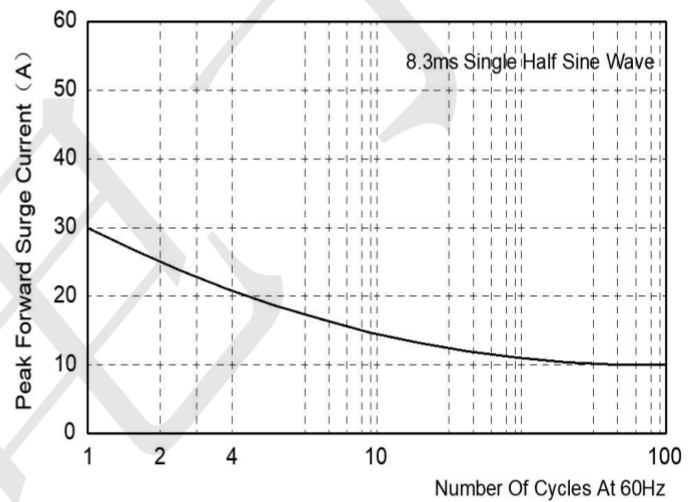


FIG3: Typical Reverse Characteristics

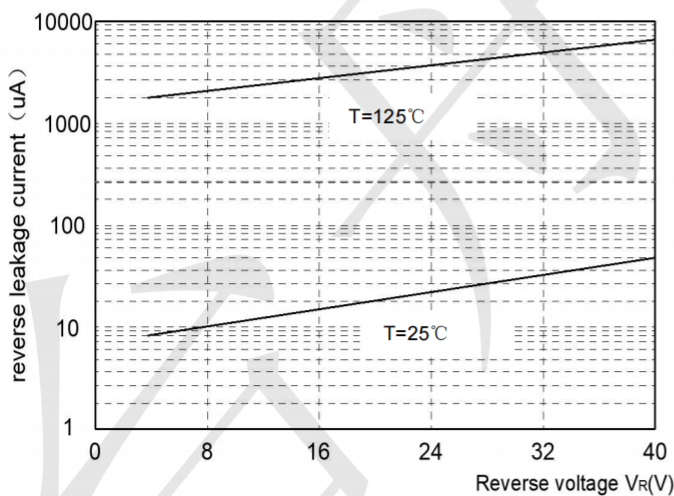
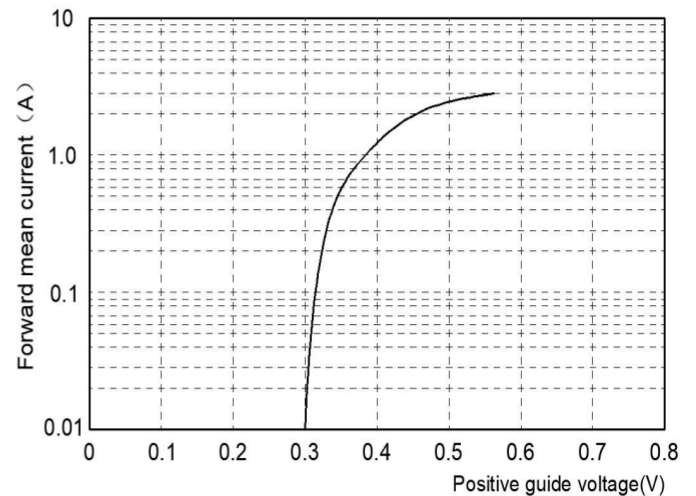
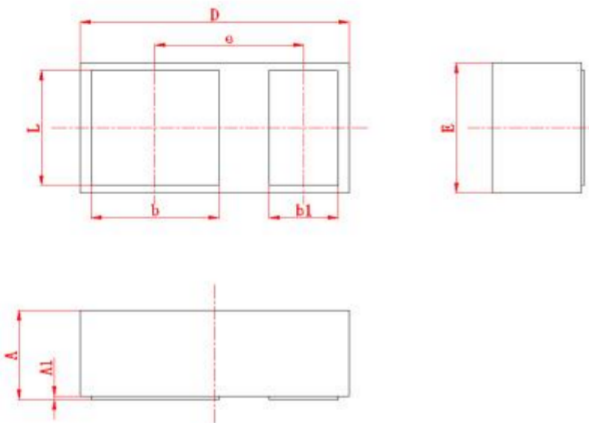


FIG4: Typical Forward Characteristics

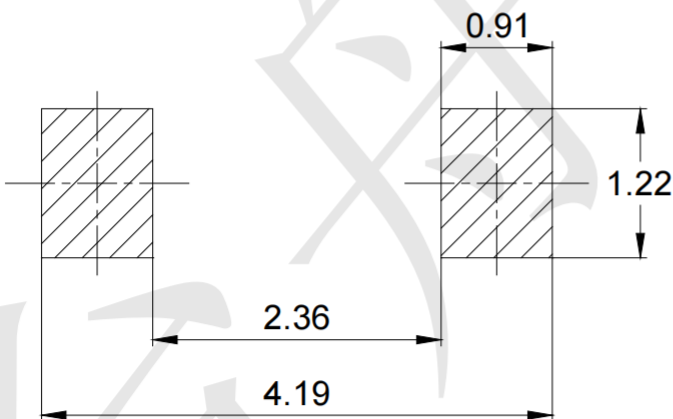


Outline Drawing - DFN1608-2



Symbol	Dimension in Millimeters	
	Min	Max
A	0.50	0.6
A	0.50	0.6
A1	0	0.05
D	1.5	1.7
E	0.75	0.85
e	(0.89)	
b	0.71	0.81
b1	0.36	0.46
L	0.66	0.76

Mounting Pad Layout-DFN1608-2



Symbol	Dimension in Millimeters	
	Typ	
X	0.95	
Y	0.85	
Z	0.6	
P	0.9	

X-ON Electronics

Largest Supplier of Electrical and Electronic Components

Click to view similar products for [Schottky Diodes & Rectifiers](#) category:

Click to view products by [TECH PUBLIC](#) manufacturer:

Other Similar products are found below :

[MA4E2039](#) [MMBD301M3T5G](#) [RB160M-50TR](#) [D83C](#) [BAS16E6433HTMA1](#) [BAS 3010S-02LRH E6327](#) [BAT 54-02LRH E6327](#)
[NRVBAF360T3G](#) [NSR05F40QNXT5G](#) [NTE555](#) [JANS1N6640](#) [SS3003CH-TL-E](#) [GA01SHT18](#) [CRS10I30A\(TE85L,QM](#) [MBRA140TRPBF](#)
[MBRB30H30CT-1G](#) [BAT 15-04R E6152](#) [JANTX1N5712-1](#) [DMJ3940-000](#) [SB007-03C-TB-E](#) [NRVBB20100CTT4G](#) [NRVBM120LT1G](#)
[NTSB30U100CT-1G](#) [CRG04\(T5L,TEMQ\)](#) [ACDBA1100LR-HF](#) [ACDBA1200-HF](#) [ACDBA240-HF](#) [ACDBA3100-HF](#) [CDBQC0530L-HF](#)
[ACDBA260LR-HF](#) [ACDBA1100-HF](#) [10BQ015-M3/5BT](#) [NRVBM120ET1G](#) [SDM8M100P5-13](#) [VSSB410S-M3/5BT](#) [1N5819T-G](#)
[PDS1040Q-13](#) [B160BQ-13-F](#) [SDM05U20CSP-7](#) [BAS 70-07 E6433](#) [B140S1F-7](#) [HSM560Je3/TR13](#) [DDB2265-000](#) [ZHCS506QTA](#)
[HSM190Je3/TR13](#) [B330AF-13](#) [ACDBUC0230-HF](#) [SDM1U100S1F-7](#) [MBR10200CTF-G1](#) [CDLL5712](#)