


Features

- High Continuous Forward Current
- Low Reverse Current
- Very Low Forward Voltage Drop
- Very High Switching Speed

Applications

- surface mount schottky barrier rectifier
- Buck and Boost dc-dc Converters
- Reverse Voltage and Current Protection
- Clamping & Protection



Absolute Maximum Ratings

Parameter	Symbol	Value	Unit
Reverse Voltage	VR	30	V
Forward Current (DC)	IF	200	mA
Forward Surge Current (tp = 8 ms; square wave)	IFSM	4.0	A

Thermal Characteristics

Parameter	Symbol	Value	Unit
Total Power Dissipation	PD	312	mW
Typical Thermal Resistance per leg @TA = 25°C	RθJA	400	°C/W
Operating Junction Temperature Range	TJ	-50 to +150	°C
Storage Temperature Range	TSTG	-50 to +150	°C

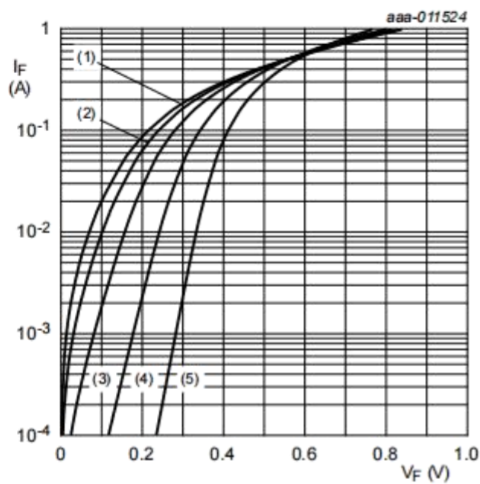
Mounted onto a 4 in square FR-4 board 10 mm sq. 1 oz. Cu 0.06" thick single sided. Operating to steady state.

Electrical Characteristics (TA=25°C unless otherwise specified)

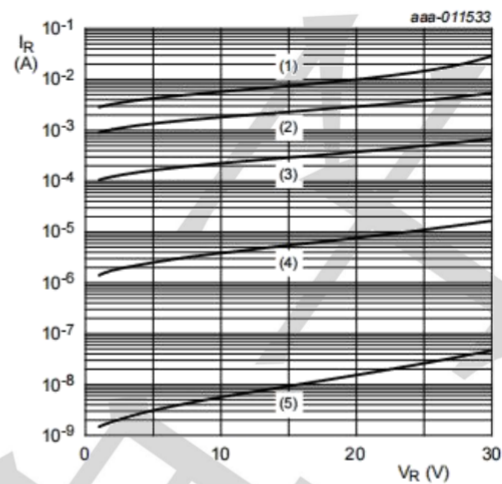
Parameter	Symbol	Min	Typ	Max	Unit	Test Condition
Forward Voltage	VF*	--	--	0.32	V	IF=10mA
		--	--	0.55	V	IF=200mA
Reverse Leakage	IR**	--	--	30	uA	VR = 10 V
		--	--	80	uA	VR = 30 V
Total Capacitance	CT	--	8	--	pF	VR = 10 V, f = 1 MHz

*Pulse width ≤380 uS, Duty cycle < 2%; **pulse test , tp≤5ms

Typical Electrical Characteristic Curves



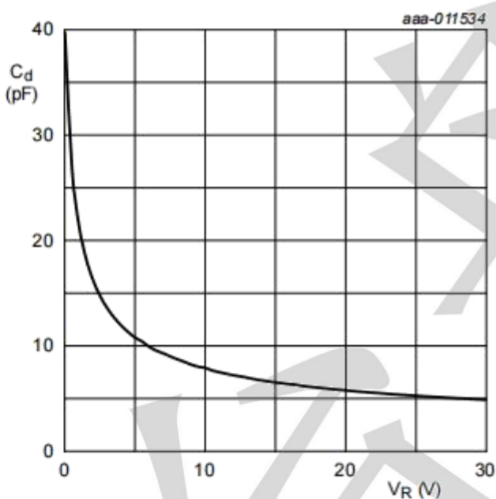
pulsed condition
 (1) $T_j = 150^\circ\text{C}$
 (2) $T_j = 125^\circ\text{C}$
 (3) $T_j = 85^\circ\text{C}$
 (4) $T_j = 25^\circ\text{C}$
 (5) $T_j = -40^\circ\text{C}$



pulsed condition
 (1) $T_j = 150^\circ\text{C}$
 (2) $T_j = 125^\circ\text{C}$
 (3) $T_j = 85^\circ\text{C}$
 (4) $T_j = 25^\circ\text{C}$
 (5) $T_j = -40^\circ\text{C}$

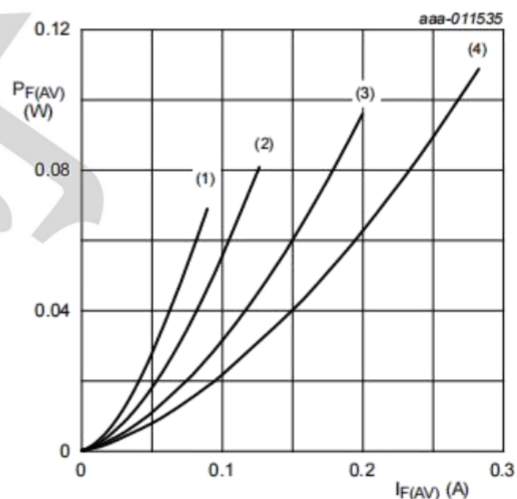
Forward current as a function of forward voltage

Reverse current as a function of reverse voltage



$f = 1\text{ MHz}$; $T_{\text{amb}} = 25^\circ\text{C}$

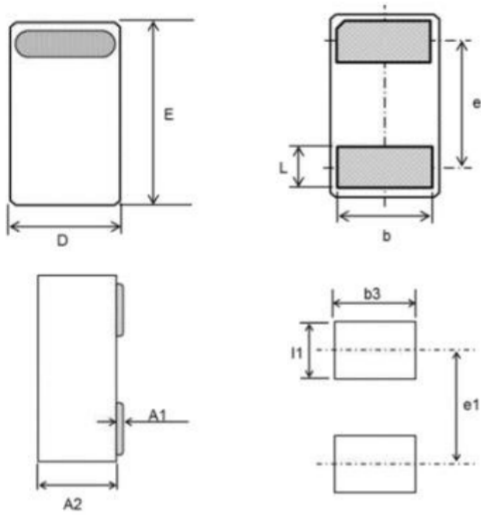
Diode capacitance as a function of reverse voltage



$T_j = 150^\circ\text{C}$
 (1) $\delta = 0.1$
 (2) $\delta = 0.2$
 (3) $\delta = 0.5$
 (4) $\delta = 1$

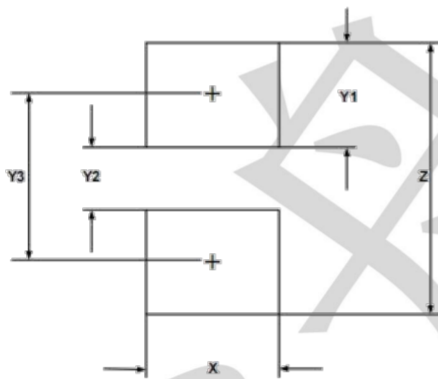
Average forward power dissipation as a function of average forward current

Outline Drawing - CSP0201



SYM	DIMENSIONS		
	MILLIMETERS		
	MIN	NOM	MAX
A	0.230	0.300	0.330
A1	0.000	0.020	0.050
b	0.215	0.245	0.275
c	0.120	0.150	0.180
D	0.550	0.600	0.650
e	0.355 BSC		
E	0.250	0.300	0.350
L	0.160	0.190	0.220
h	0.079 BSC		

Suggested Land Pattern



SYM	DIMENSIONS	
	MILLIMETERS	INCHES
X	0.30	0.012
Y1	0.25	0.010
Y2	0.15	0.006
Y3	0.40	0.016
Z	0.65	0.026

X-ON Electronics

Largest Supplier of Electrical and Electronic Components

Click to view similar products for [Schottky Diodes & Rectifiers](#) category:

Click to view products by [TECH PUBLIC](#) manufacturer:

Other Similar products are found below :

[MA4E2039](#) [MMBD301M3T5G](#) [RB160M-50TR](#) [D83C](#) [BAS16E6433HTMA1](#) [BAS 3010S-02LRH E6327](#) [BAT 54-02LRH E6327](#)
[NRVBAF360T3G](#) [NSR05F40QNXT5G](#) [NTE555](#) [JANS1N6640](#) [SS3003CH-TL-E](#) [GA01SHT18](#) [CRS10I30A\(TE85L,QM](#) [MBRA140TRPBF](#)
[MBRB30H30CT-1G](#) [BAT 15-04R E6152](#) [JANTX1N5712-1](#) [DMJ3940-000](#) [SB007-03C-TB-E](#) [NRVBB20100CTT4G](#) [NRVBM120LT1G](#)
[NTSB30U100CT-1G](#) [CRG04\(T5L,TEMQ\)](#) [ACDBA1100LR-HF](#) [ACDBA1200-HF](#) [ACDBA240-HF](#) [ACDBA3100-HF](#) [CDBQC0530L-HF](#)
[ACDBA260LR-HF](#) [ACDBA1100-HF](#) [10BQ015-M3/5BT](#) [NRVBM120ET1G](#) [VSSB410S-M3/5BT](#) [1N5819T-G](#) [PDS1040Q-13](#) [B160BQ-13-F](#)
[SDM05U20CSP-7](#) [BAS 70-07 E6433](#) [B140S1F-7](#) [HSM560Je3/TR13](#) [DDB2265-000](#) [ZHCS506QTA](#) [HSM190Je3/TR13](#) [B330AF-13](#)
[ACDBUC0230-HF](#) [SDM1U100S1F-7](#) [MBR10200CTF-G1](#) [CDLL5712](#) [DMF2822-000](#)