

Features

- Epitaxial planar die construction
- Ideal for low power amplification and switching
- Ultra-small surface mount package

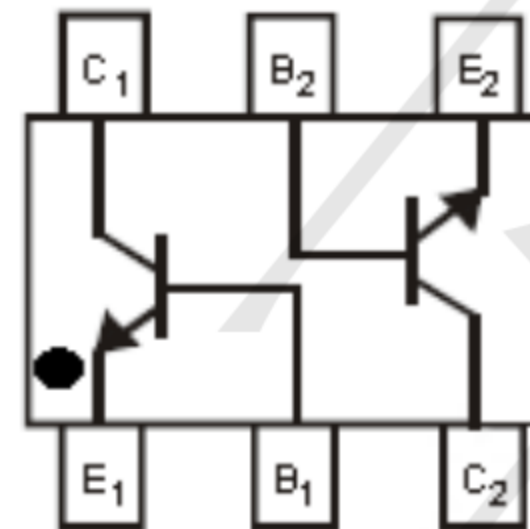
Ordering Information

- Case: SOT563
- Shipping Qty:3000/7inch Tape& Reel



Top View

SOT563



Absolute Maximum Ratings ($T_A=25^\circ\text{C}$ unless otherwise noted)

Parameter	Symbol	Value	Unit
Collector-Base Breakdown Voltage	V_{CBO}	60	V
Collector-Emitter Breakdown Voltage	V_{CEO}	40	V
Emitter-Base Breakdown Voltage	V_{EBO}	6	V
Collector Current (Continuous)	I_C	0.2	A

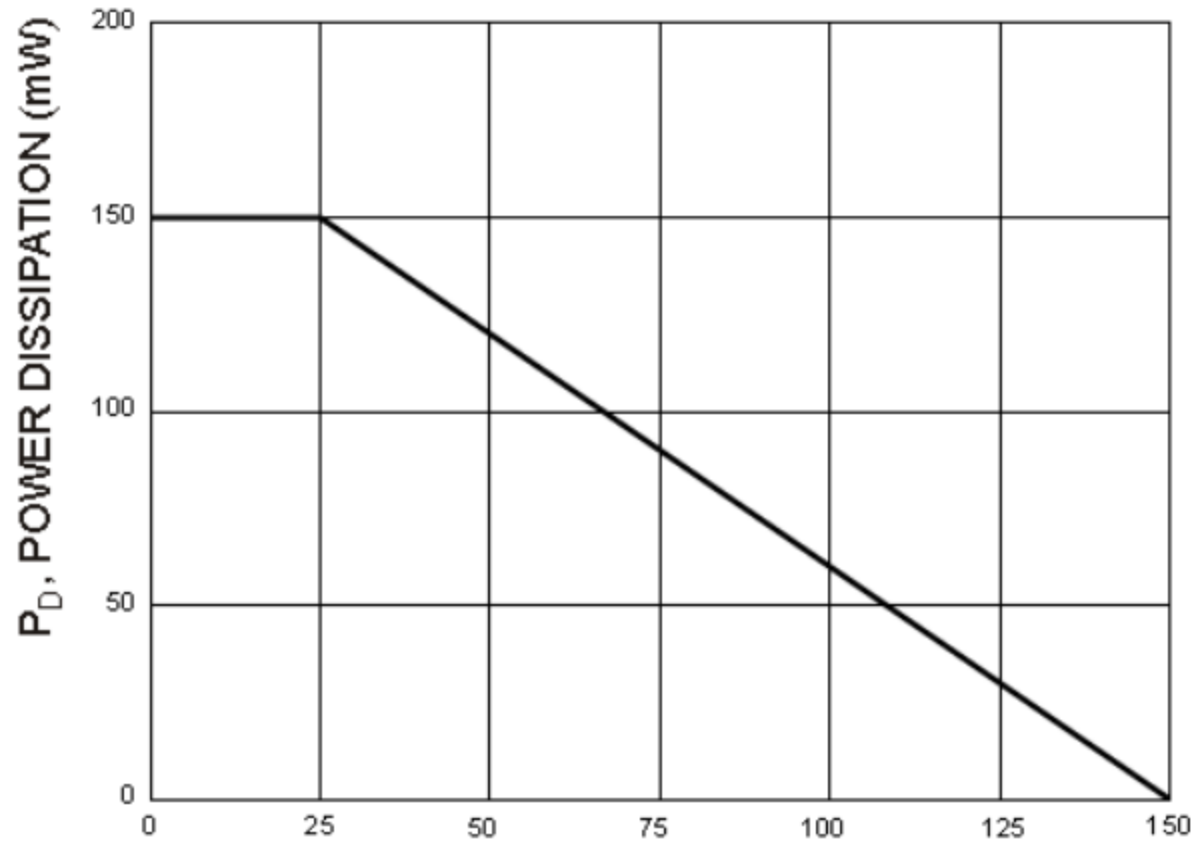
Thermal Characteristics ($T_A=25^\circ\text{C}$ unless otherwise noted)

Parameter	Symbol	Value	Unit
Power Dissipation (Collector) ^{*1}	P_C	150	mW
Thermal Resistance (Junction-to-Ambient) ^{*1}	$R_{\theta JA}$	833	$^\circ\text{C/W}$
Junction Temperature	T_J	-55 ~ +150	$^\circ\text{C}$
Storage Temperature Range	T_{STG}	-55 ~ +150	$^\circ\text{C}$

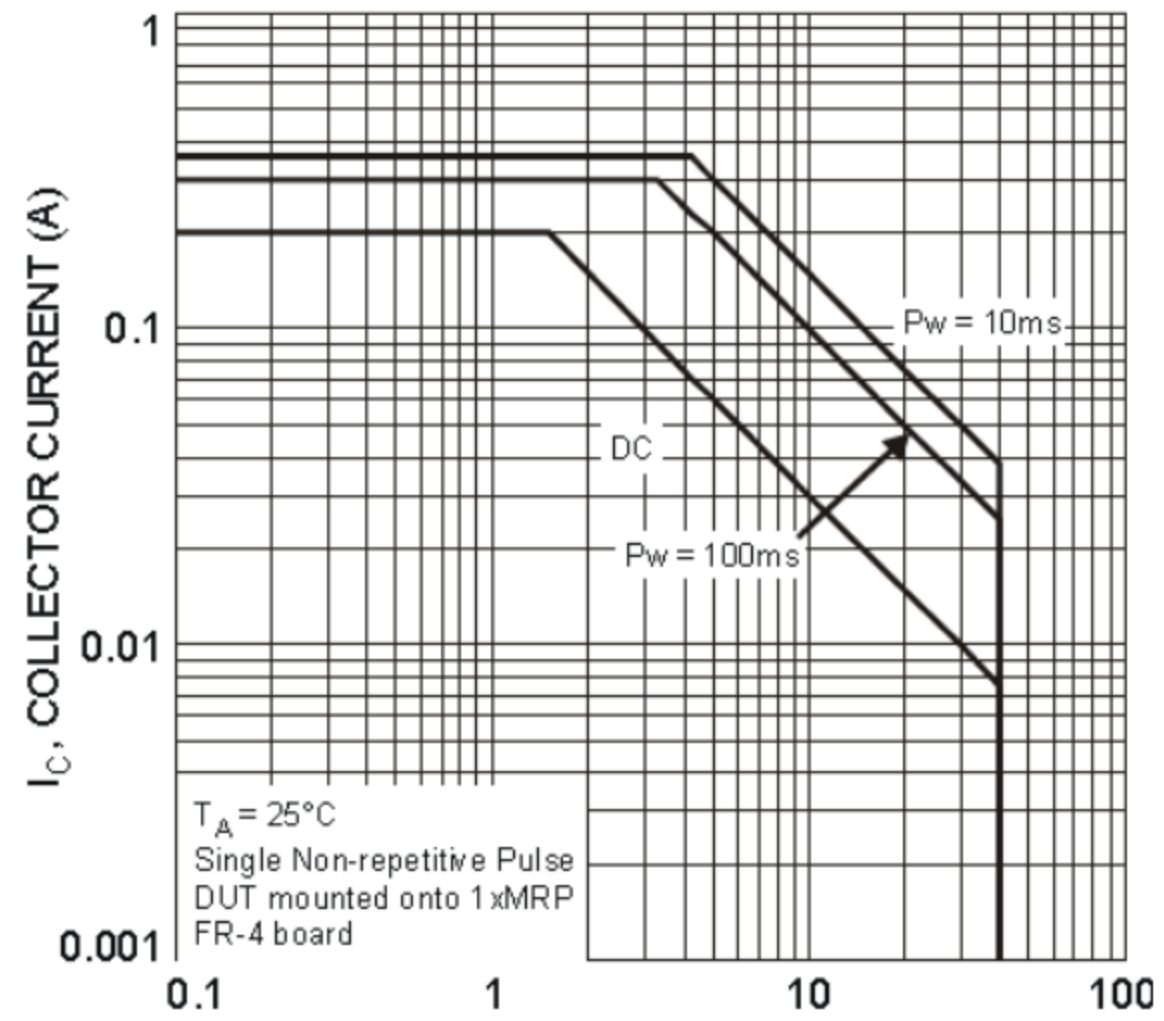
Electrical Characteristics ($T_A=25^\circ\text{C}$ unless otherwise noted)

Parameter	Symbol	Test Condition	Min.	Typ.	Max.	Unit
Collector-Base Breakdown Voltage	$V_{(BR)CBO}$	$I_C = 10\mu\text{A}, I_E = 0$	60	-	-	V
Collector-Emitter Breakdown Voltage	$V_{(BR)CEO}$	$I_C = 1\text{mA}, I_B = 0$	40	-	-	V
Emitter-Base Breakdown Voltage	$V_{(BR)EBO}$	$I_E = 10\mu\text{A}, I_C = 0$	5	-	-	V
Collector Cut-off Current	I_{CEX}	$V_{CE} = 30\text{V}, V_{EB(OFF)} = 3.0\text{V}$	-	-	50	nA
Base Cut-off Current	I_{BL}	$V_{CE} = 30\text{V}, V_{EB(OFF)} = 3.0\text{V}$	-	-	50	nA
DC Current Gain	h_{FE}	$V_{CE} = 1\text{V}, I_C = 0.1\text{mA}$	40	-	-	-
		$V_{CE} = 1\text{V}, I_C = 1\text{mA}$	70	-	-	-
		$V_{CE} = 1\text{V}, I_C = 10\text{mA}$	100	-	300	-
		$V_{CE} = 1\text{V}, I_C = 50\text{mA}$	60	-	-	-
		$V_{CE} = 1\text{V}, I_C = 100\text{mA}$	30	-	-	-
Collector-emitter Saturation Voltage	$V_{CE(sat)}$	$I_C = 10\text{mA}, I_B = 1\text{mA}$	-	-	0.2	V
		$I_C = 50\text{mA}, I_B = 5\text{mA}$	-	-	0.3	V
Base-emitter Saturation Voltage	$V_{BE(sat)}$	$I_C = 10\text{mA}, I_B = 1\text{mA}$	0.65	-	0.85	V
		$I_C = 50\text{mA}, I_B = 5\text{mA}$	-	-	0.95	V
Output Capacitance	C_{OBO}	$V_{CB} = 5\text{V}, I_E = 0\text{A}, f = 1\text{MHz}$	-	-	4	pF
Input Capacitance	C_{IBO}	$I_C = 0, V_{EB} = 0.5\text{V}, f = 1\text{MHz}$	-	-	8	pF
Transition Frequency	f_T	$I_C = 10\text{mA}, V_{CE} = 20\text{V}$ $f = 100\text{MHz}$	300	-	-	MHZ
Noise Figure	NF	$I_C = 0.1\text{mA}, V_{CE} = 5\text{V}$ $R_S = 1\text{k}\Omega, f = 1\text{kHz}$	-	-	5	dB
Delay Time	t_d	$V_{CC} = 3\text{V}, V_{BE(off)} = -0.5\text{V}$	-	-	35	ns
Rise Time	t_r	$I_C = 10\text{mA}, I_{B1} = 1\text{mA}$	-	-	35	ns
Storage Time	t_s	$V_{CC} = 3\text{V}, I_C = 10\text{mA}$	-	-	200	ns
Fall Time	t_f	$I_{B1} = I_{B2} = 1\text{mA}$	-	-	50	ns

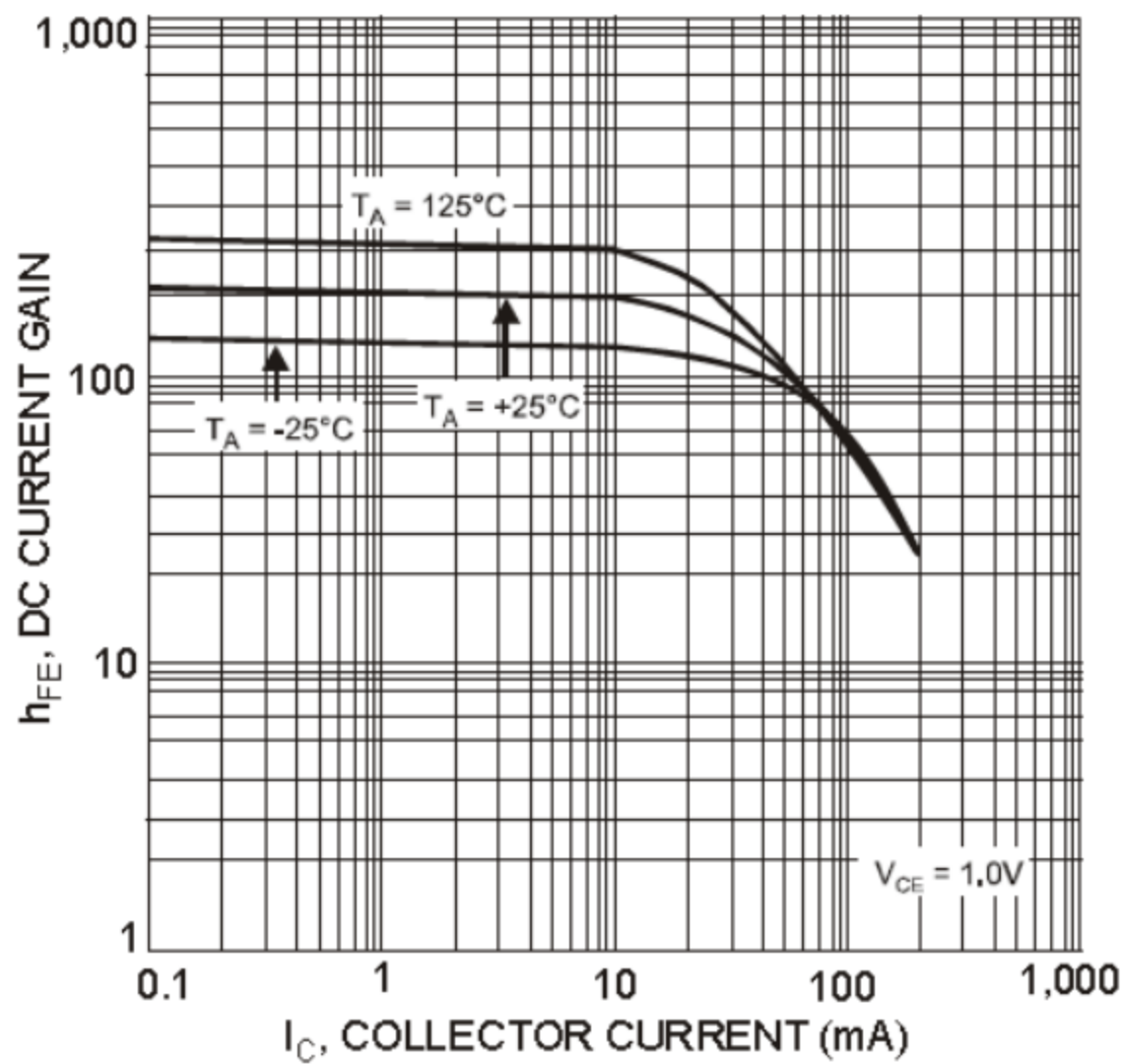
Typical Electrical Characteristic Curves



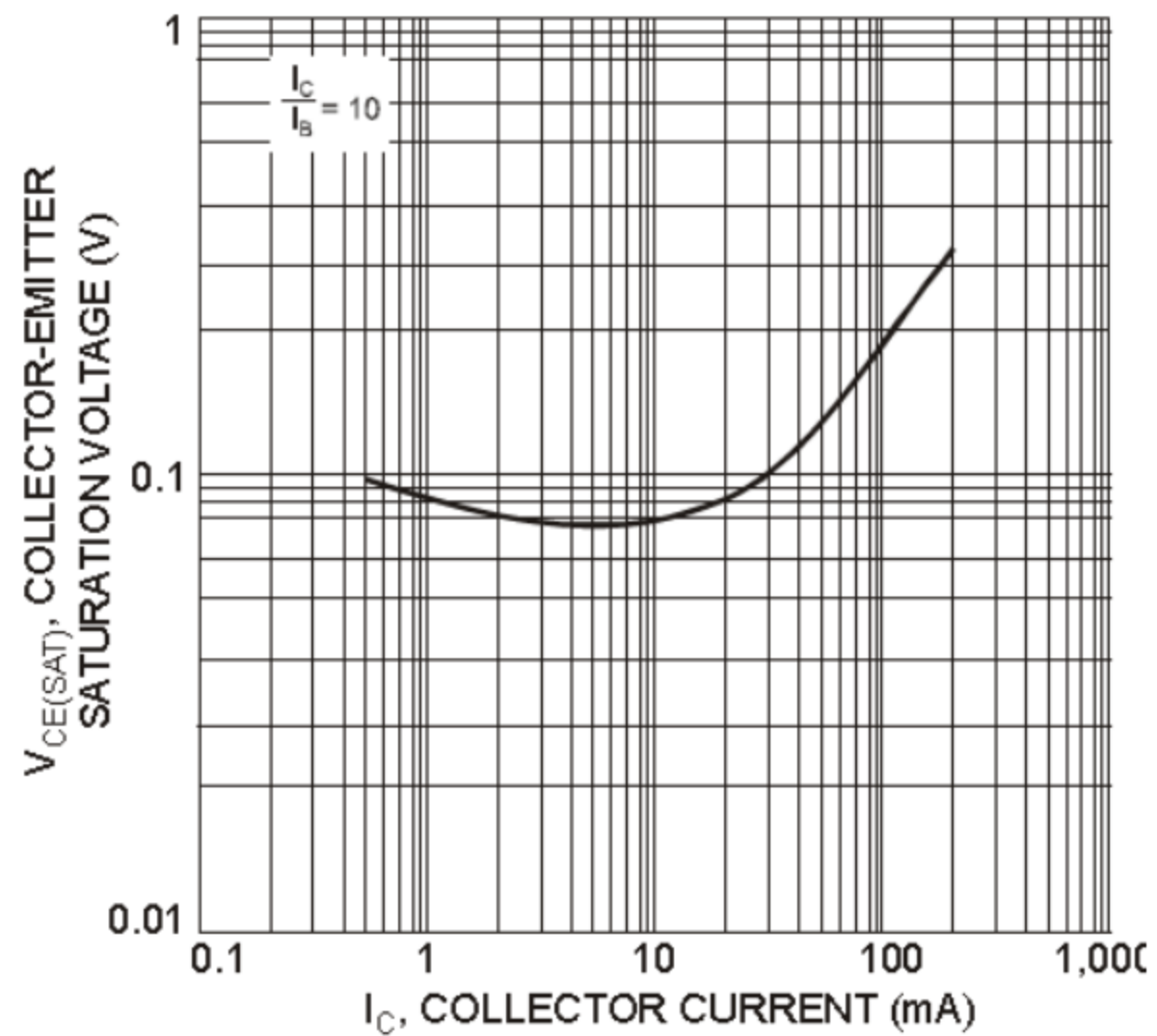
T_A , AMBIENT TEMPERATURE (°C)
Fig. 1 Power Dissipation vs. Ambient Temperature



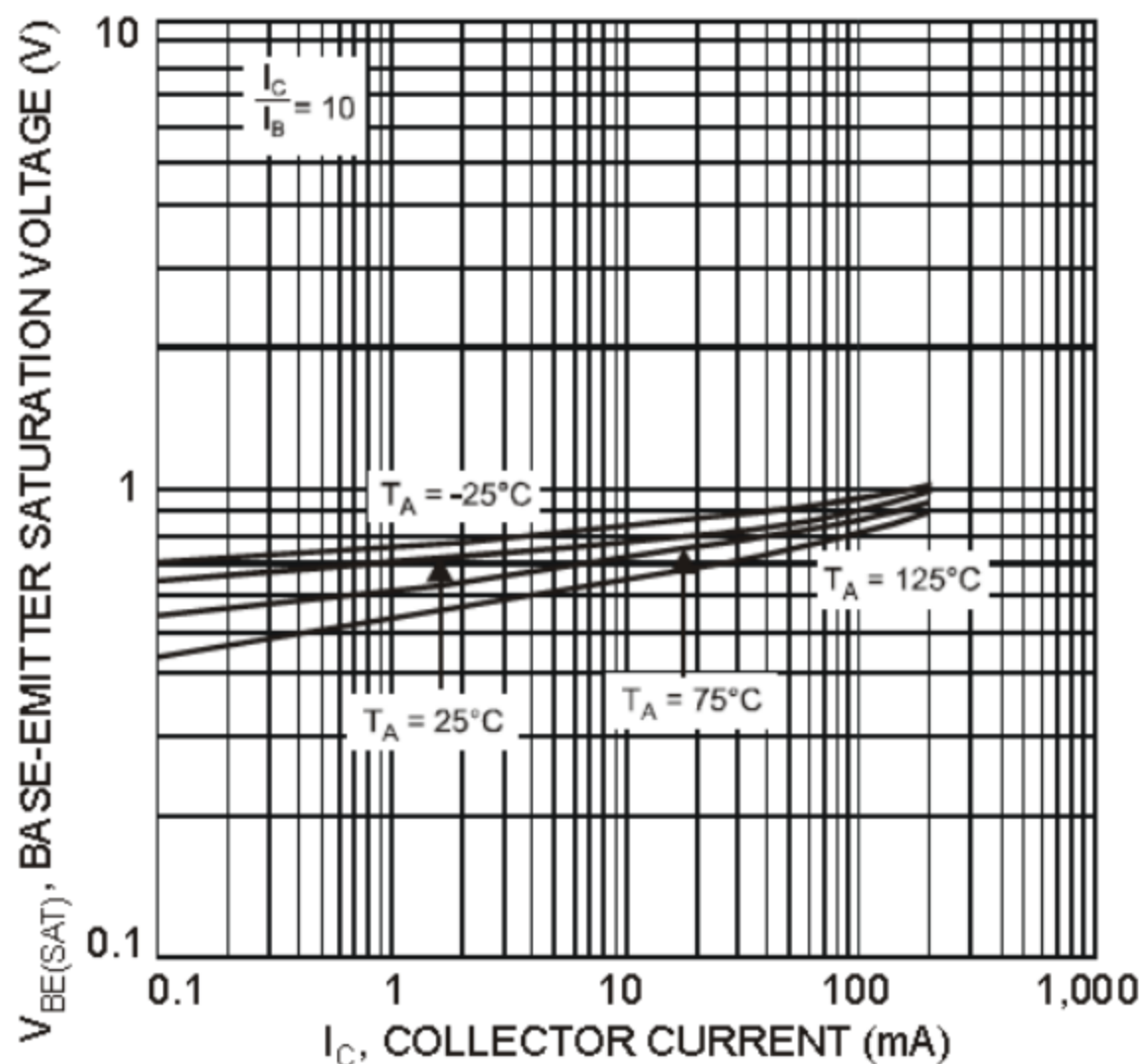
V_{CE} , COLLECTOR-EMITTER VOLTAGE (V)
Fig. 2 Typical Collector Current vs. Collector-Emitter Voltage



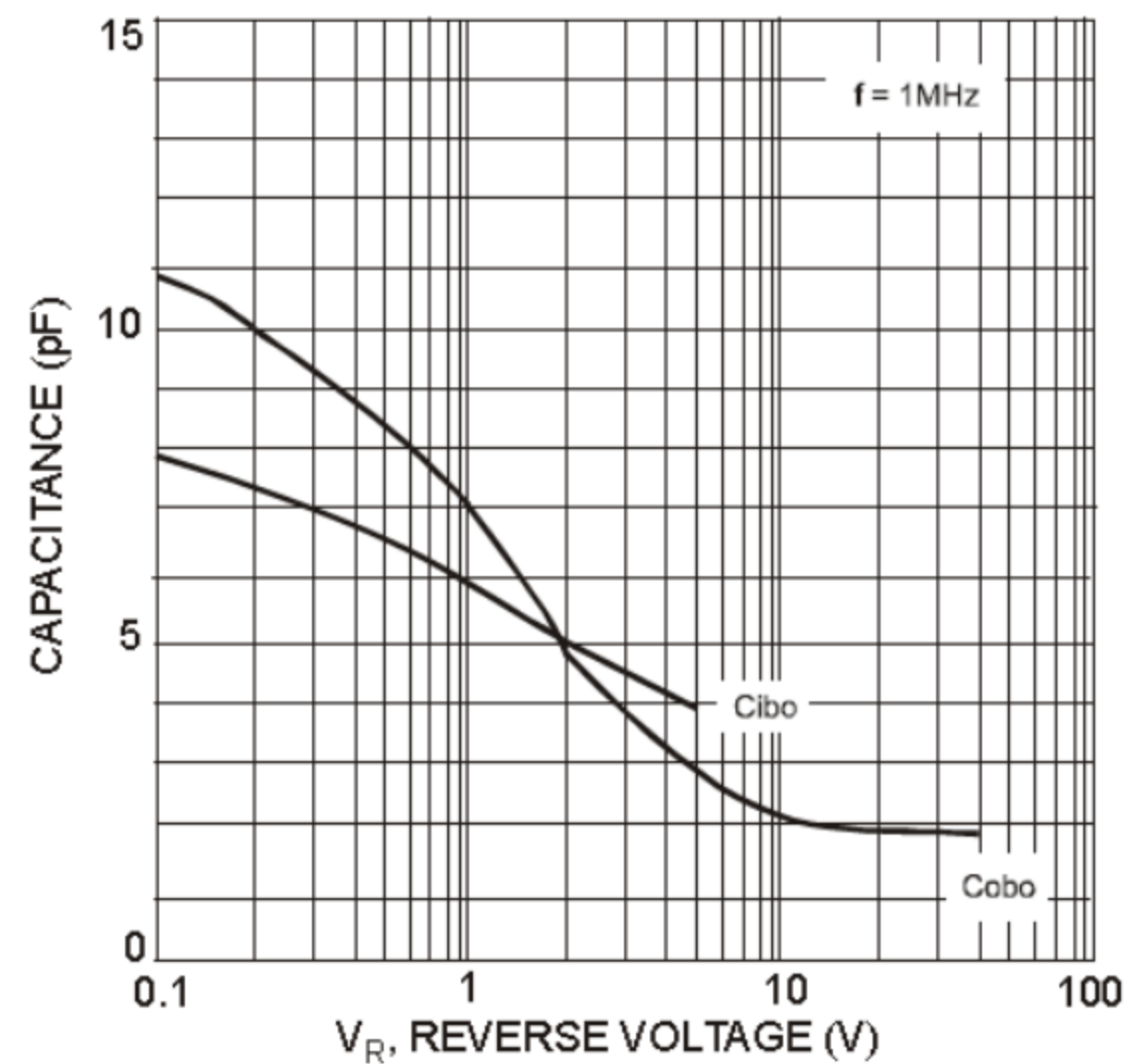
I_C , COLLECTOR CURRENT (mA)
Fig. 3 Typical DC Current Gain vs. Collector Current



$V_{CE(SAT)}$, COLLECTOR-EMITTER SATURATION VOLTAGE (V)
Fig. 4 Typical Collector-Emitter Saturation Voltage vs. Collector Current

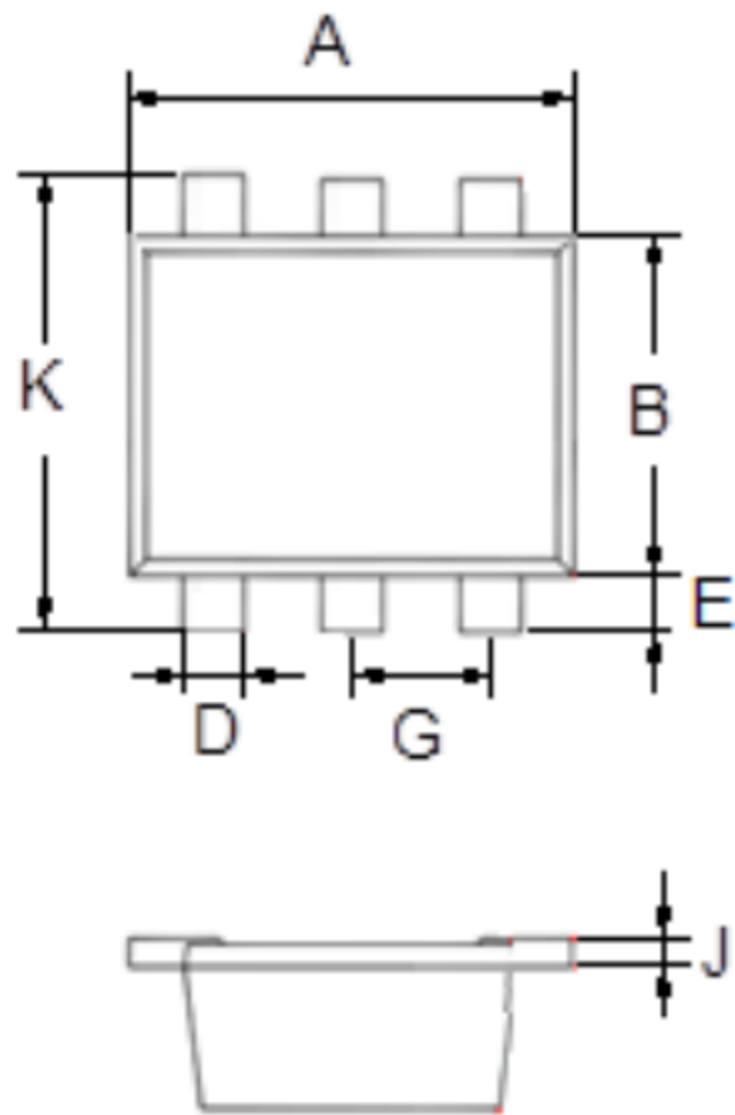


$V_{BE(SAT)}$, BASE-EMITTER SATURATION VOLTAGE (V)
Fig. 5 Typical Base-Emitter Saturation Voltage vs. Collector Current



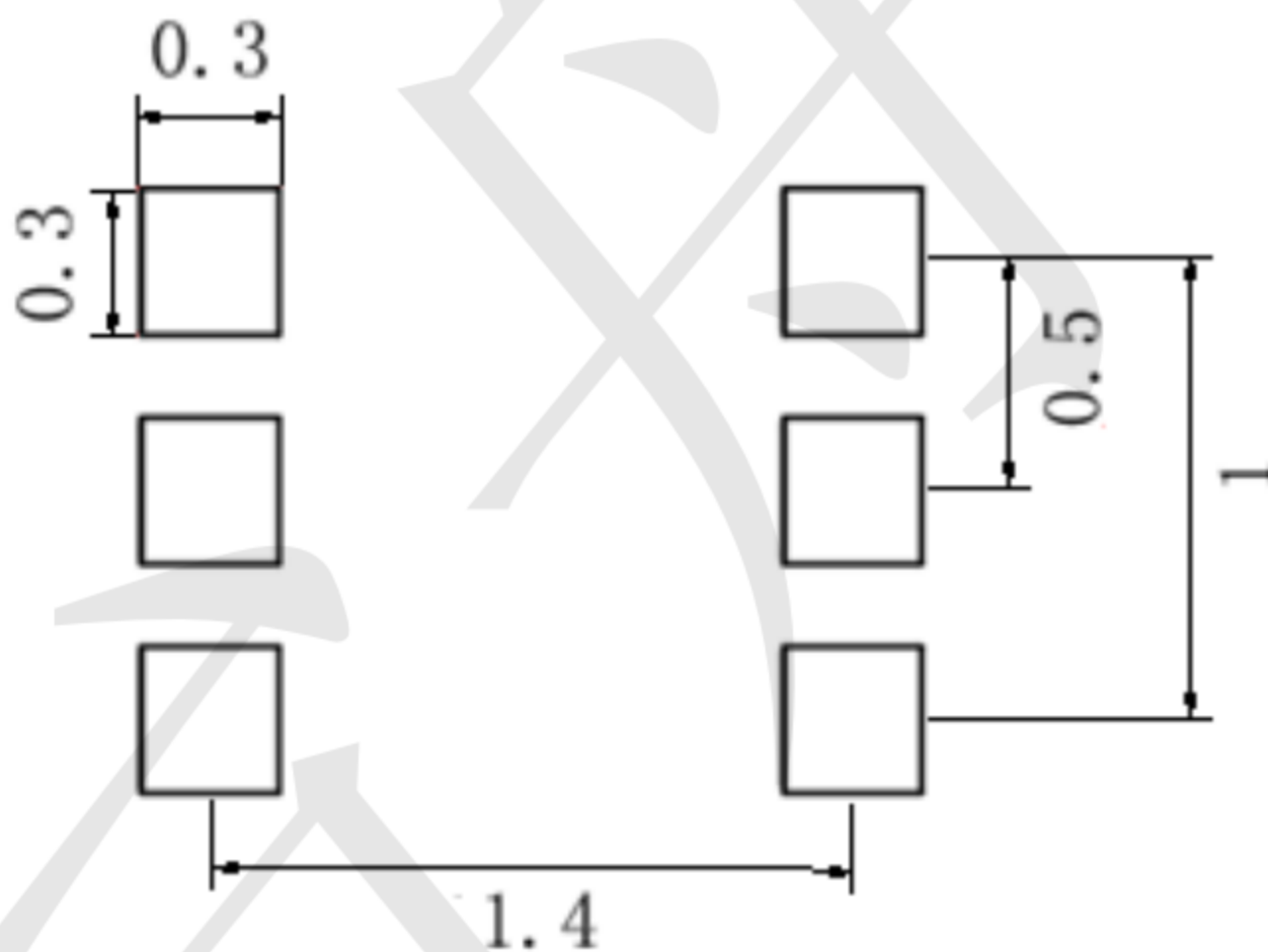
V_R , REVERSE VOLTAGE (V)
Fig. 6 Typical Capacitance Characteristics

Outline Drawing - SOT563 (unit: mm)



SOT-563		
Dimension	Min.	Max.
A	1.500	1.700
B	1.100	1.300
C	0.525	0.600
D	0.170	0.270
E	0.100	0.300
G	0.450	0.550
H	0.000	0.050
J	0.090	0.160
K	1.500	1.700

Mounting Pad Layout-SOT563 (unit: mm)



X-ON Electronics

Largest Supplier of Electrical and Electronic Components

Click to view similar products for [Bipolar Transistors - BJT category](#):

Click to view products by [TECH PUBLIC manufacturer](#):

Other Similar products are found below :

[BC559C](#) [MCH4017-TL-H](#) [MMBT-2369-TR](#) [BC546/116](#) [NJVMJD148T4G](#) [NTE16](#) [NTE195A](#) [IMX9T110](#) [2N4401-A](#) [2N4403](#) [2N6728](#)
[2SA1419T-TD-H](#) [2SA2126-E](#) [2SB1204S-TL-E](#) [FMC5AT148](#) [2N2369ADCSM](#) [2N2907A](#) [2N3904-NS](#) [2N5769](#) [2SC4618TLN](#) [CPH6501-](#)
[TL-E](#) [MCH4021-TL-E](#) [Jantx2N5416](#) [US6T6TR](#) [BAX18/A52R](#) [BC556/112](#) [IMZ2AT108](#) [MMST8098T146](#) [UMX21NTR](#) [MCH6102-TL-E](#)
[TTA1452B,S4X\(S](#) [2N3879](#) [NTE13](#) [NTE282](#) [NTE323](#) [NTE350](#) [NTE81](#) [JANTX2N2920L](#) [JANTX2N3735](#) [JANSR2N2222AUB](#)
[CMLT3946EG TR](#) [SNSS40600CF8T1G](#) [CMLT3906EG TR](#) [GRP-DATA-JANS2N2907AUB](#) [GRP-DATA-JANS2N2222AUA](#)
[MMDT3946FL3-7](#) [2N4240](#) [JANS2N3019](#) [MSB30KH-13](#) [2N2221AUB](#)