

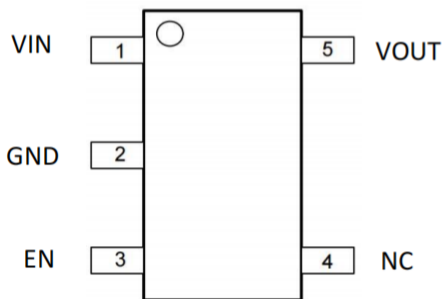
### Features

- 15  $\mu$ A Current at no Load
- $\pm 2\%$  Output Accuracy
- 300mA Output Current
- Current Limit Protection

### Applications

- Industrial Controls
- Home Automation
- Low Power Microcontrollers
- Portable, Battery Powered Equipment

### PIN CONFIGURATION

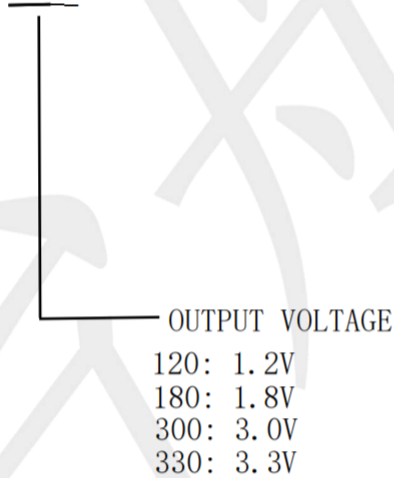


**SOT23-5**

Pin Number	Pin Name	Pin Function
SOT23-5		
1	VIN	Input of Supply Voltage
2	GND	Ground
3	EN	Enable Control Input
4	NC	No Internal Connection
5	VOUT	Output of the Regulator

### Ordering Information

**TPNCP115ASN300T2G**



### Marking:

TPNCP115ASN120T2G :QAEATP  
 TPNCP115ASN180T2G:QAAXTP  
 TPNCP115ASN300T2G:QAJYTP  
 TPNCP115ASN330T2G:QAKFTP

### Absolute Maximum Ratings

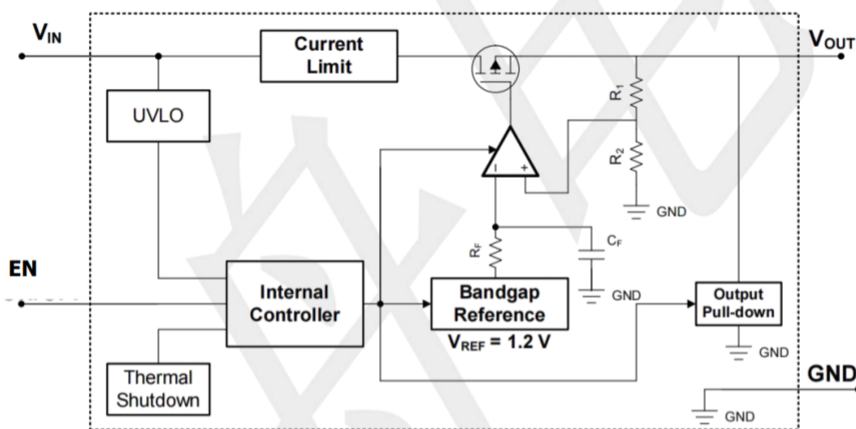
over operating free-air temperature range (unless otherwise noted)

		MIN	MAX	UNIT
V <sub>IN</sub>	Continuous input voltage range	-0.3	6	V
V <sub>OUT</sub>	Output voltage range	-0.3	6	
EN	EN pin voltage range	-0.3	6	
Current	Maximum output current	Internally limited		mA
Temperature	Operating junction, T <sub>J</sub>	-40	150	°C
	Storage, T <sub>stg</sub>	-55	150	

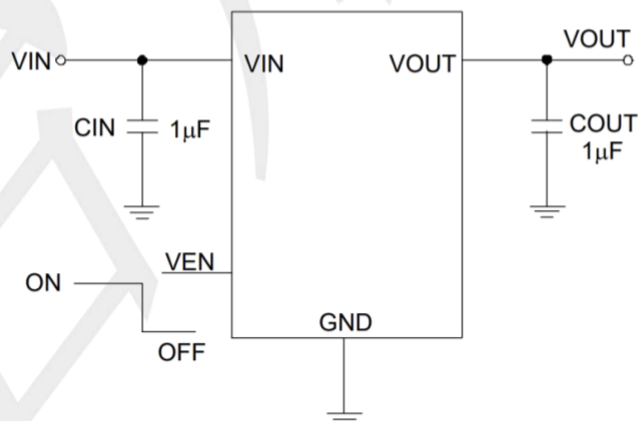
### ESD Ratings

		VALUE	UNIT
V(ESD)	Electrostatic discharge	Human body model (HBM)	±2000
		Machine Model (MM)	±200

### BLOCK DIAGRAM



### Typical Application Circuit



**Electrical Characteristics**

(VIN=15V, VEN=5V, TA=25°C, unless otherwise specified)

PARAMETER	SYMBOL	TEST Conditions	MIN	TYP	MAX	UNIT
Supply Voltage	VIN		1.7	--	6	V
Output current	IOUT		0	--	300	mA
DC Output Voltage Accuracy		IOUT = 0.1mA	-2	--	2	%
Dropout Voltage (VIN-VOUT)	IOUT = 100mA	VOUT = 1.8V	--	300	--	mV
		VOUT = 2.2V	--	266	--	
		VOUT = 3.3V	--	185	--	
Ground Current (IOUT = 0mA)	Iq	VOUT = 3.3V	--	15	--	uA
Shutdown Ground Current	ISD	VEN = 0V,	--	0.01	0.5	
VOUT Shutdown Leakage Current	I <sub>LEAK</sub>	VOUT = 0V	--	0.01	0.5	
Enable Threshold Voltage	V <sub>IH</sub>	EN Rising	1	--	--	V
	V <sub>IL</sub>	EN Falling	--	--	0.4	
EN Input Current	IEN	VEN = 6V	--	10	100	nA
Line Regulation	ΔLINE	IOUT = 1mA, 3 ≤ VIN ≤ 6V	--	0.3	--	%
Load Regulation	ΔLOAD	10mA ≤ IOUT ≤ 100mA	--	0.3	--	
Output Current Limit	I <sub>LIM</sub>	VOUT = 0.9 × VOUT(NOM)	300	400	--	mA
Power Supply Rejection Ratio	PSRR	VOUT = 3.3V, IOUT = 30mA, VIN = 6V, f = 1kHz	--	70	--	dB
Thermal Shutdown Temperature	TSD	IOUT = 10mA	--	160	--	°C
Thermal Shutdown Hysteresis	ΔTSD		--	15	--	
Package Thermal Resistance (Note 1)	TJA	Thermal Resistance Junction-toAmbient	--	200	--	°C/W

Note: 1. Test condition: For SOT23-5, the device is mounted on FR-4 substrate PC board, with minimum recommended pad layout.

### Typical Operating Characteristics (25 °C, unless otherwise noted)

Unless otherwise specified:  $T_A = 25^\circ\text{C}$ ,  $V_{IN} = V_O(\text{NOM}) + 1\text{ V}$ ,  $C_{OUT} = 1\ \mu\text{F}$ ,  $C_{IN} = 1\ \mu\text{F}$  all voltage options, EN pin tied to  $V_{IN}$ .

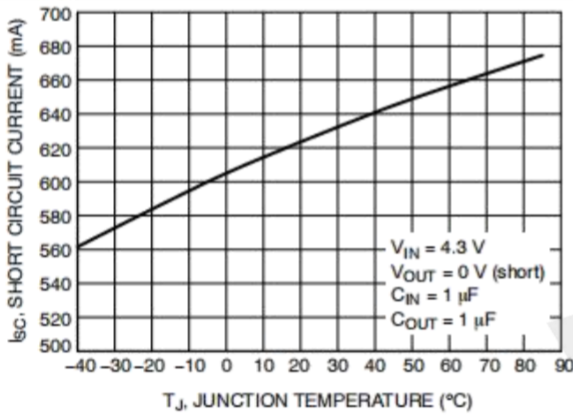


Figure Short Circuit Current vs. Temperature

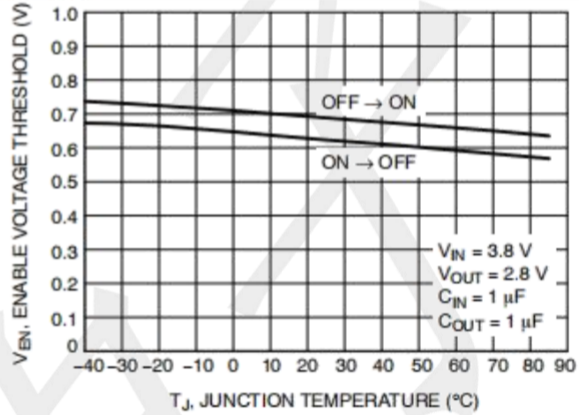


Figure Enable Thresholds Voltage

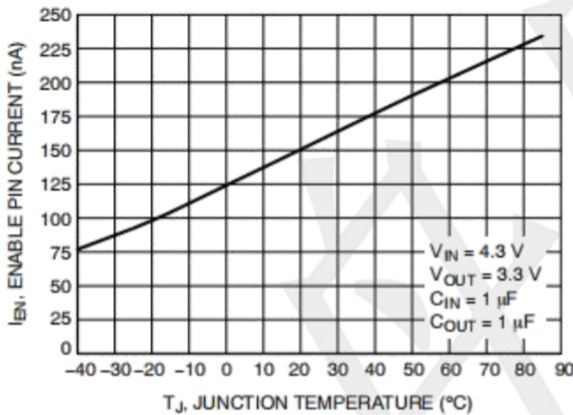


Figure Current to Enable Pin vs. Temperature

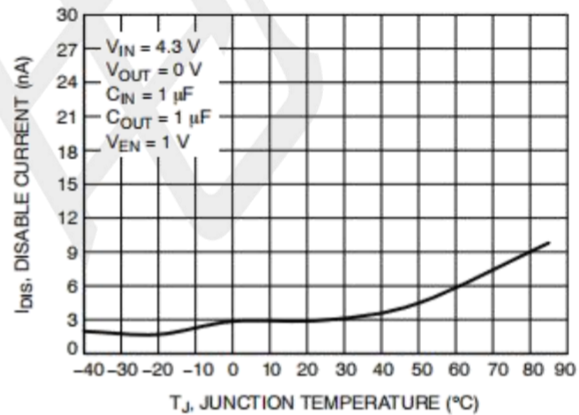


Figure Disable Current vs. Temperature

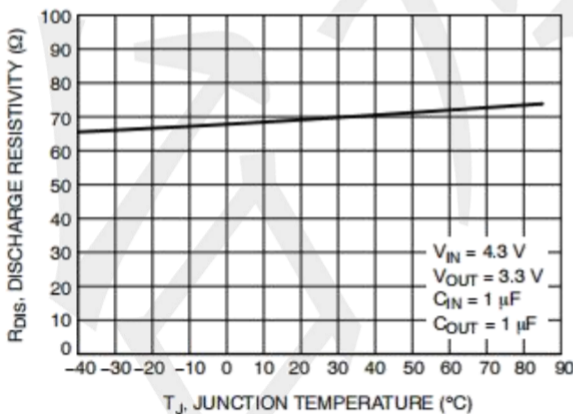


Figure Discharge Resistance vs. Temperature

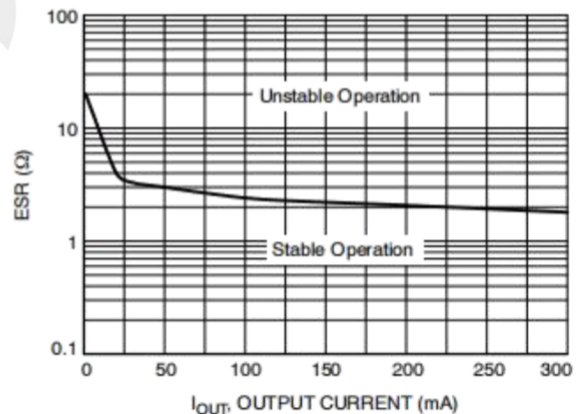
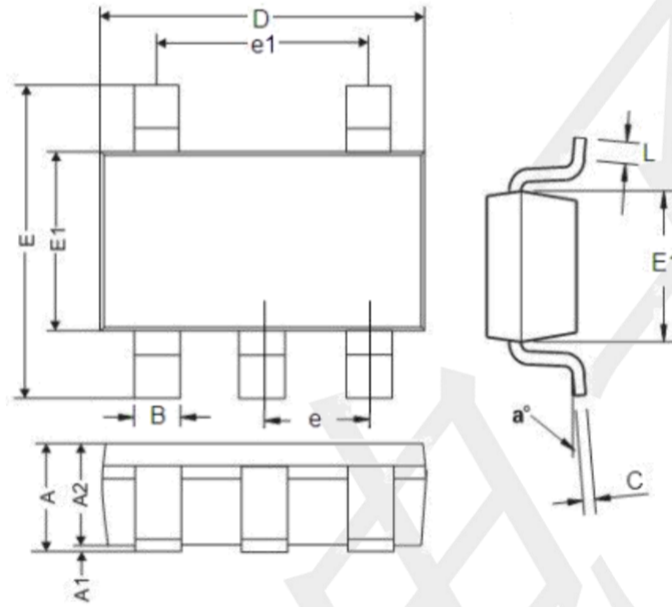


Figure Maximum  $C_{OUT}$  ESR Value vs. Load Current

**Package informantion**  
SOT23-5



参数	尺寸 (mm)		尺寸 (Inch)	
	最小值	最大值	最小值	最大值
A	0.9	1.45	0.0354	0.0570
A1	0	0.15	0	0.0059
A2	0.9	1.3	0.0354	0.0511
B	0.2	0.5	0.0078	0.0196
C	0.09	0.26	0.0035	0.0102
D	2.7	3.10	0.1062	0.1220
E	2.2	3.2	0.0866	0.1181
E1	1.30	1.80	0.0511	0.0708
e	0.95REF		0.0374REF	
e1	1.90REF		0.0748REF	
L	0.10	0.60	0.0039	0.0236
a°	0°	30°	0°	30°

## X-ON Electronics

Largest Supplier of Electrical and Electronic Components

*Click to view similar products for [LDO Voltage Regulators](#) category:*

*Click to view products by [TECH PUBLIC](#) manufacturer:*

Other Similar products are found below :

[AP7363-SP-13](#) [NCV8664CST33T3G](#) [L79M05TL-E](#) [AP7362-HA-7](#) [PT7M8202B12TA5EX](#) [TCR3DF185,LM\(CT](#) [TLF4949EJ](#)  
[NCP4687DH15T1G](#) [NCV8703MX30TCG](#) [LP2951CN](#) [NCV4269CPD50R2G](#) [AP7315-25W5-7](#) [NCV47411PAAJR2G](#) [AP2111H-1.2TRG1](#)  
[ZLDO1117QK50TC](#) [AZ1117ID-ADJTRG1](#) [NCV4263-2CPD50R2G](#) [NCP114BMX075TCG](#) [MC33269T-3.5G](#) [TLE4471GXT](#) [AP7315-33SA-](#)  
[7](#) [NCV4266-2CST33T3G](#) [NCP715SQ15T2G](#) [NCV8623MN-50R2G](#) [NCV563SQ18T1G](#) [NCV8664CDT33RKG](#) [NCV4299CD250R2G](#)  
[NCV8702MX25TCG](#) [TLE7270-2E](#) [NCV562SQ25T1G](#) [AP2213D-3.3TRG1](#) [AP2202K-2.6TRE1](#) [NCV8170BMX300TCG](#)  
[NCV8152MX300180TCG](#) [NCP700CMT45TBG](#) [AP7315-33W5-7](#) [NCP154MX180300TAG](#) [AP2210K-3.0TRE1](#) [AP2113AMTR-G1](#)  
[NJW4104U2-33A-TE1](#) [MP2013AGG-5-P](#) [NCV8775CDT50RKG](#) [NJM2878F3-45-TE1](#) [S-19214B00A-V5T2U7](#) [S-19214B50A-V5T2U7](#) [S-](#)  
[19213B50A-V5T2U7](#) [S-19214BC0A-E8T1U7\\*1](#) [S-19213B00A-V5T2U7](#) [S-19213B33A-V5T2U7](#) [S-19213BC0A-V5T2U7](#)