

Features

- Very low forward voltage

Ordering Information

- Shipping Qty:3000/7inch Tape& Reel

Mechanical Data

- Case: DFN1608-2
- Molding compound: UL flammability classification rating 94V-0
- Terminals: Tin-plated; solderability per MIL-STD-202, Method 208



DFN1608-2L

PIN	DESCRIPTION
1	Cathode
2	Anode



Marking:T2A4

Absolute Maximum Ratings (T_A=25°C unless otherwise noted)

Parameter	Symbol	Value	Unit
DC Reverse Voltage	V _R	40	V
Maximum Average Forward Output Current	I _{F(AV)}	2	A
Peak Forward Surge Current (8.3ms single half sine-wave)	I _{FSM}	30	A

Thermal Characteristics

Parameter	Symbol	Value	Unit
Thermal Resistance Junction to Ambient (Typ)	P _d	80	°C/W
Operating Junction Temperature	T _J	-55 ~ +125	°C
Storage Temperature Range	T _{STG}	-55 ~ +150	°C

Electrical Characteristics (T =25°C unless otherwise noted)

Parameter	Symbol	Test Condition	Min.	Typ.	Max.	Unit
Reverse Breakdown Voltage	$V_{(BR)R}$	$I_R = 100\mu A$	40	-	-	V
Forward Voltage	V_F	$I_F = 1A$	-	-	0.47	V
		$I_F = 2A$	-	-	0.55	V
Maximum Peak Reverse Current	I_R	$V_R = 40V$	-	-	15	μA

Typical Electrical Characteristic Curves

FIG1: I_o -TL Curve

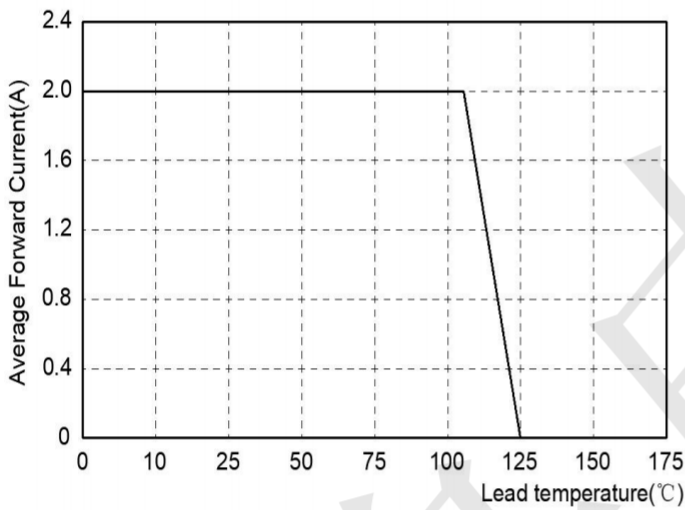


FIG2: Surge Forward Current Capability

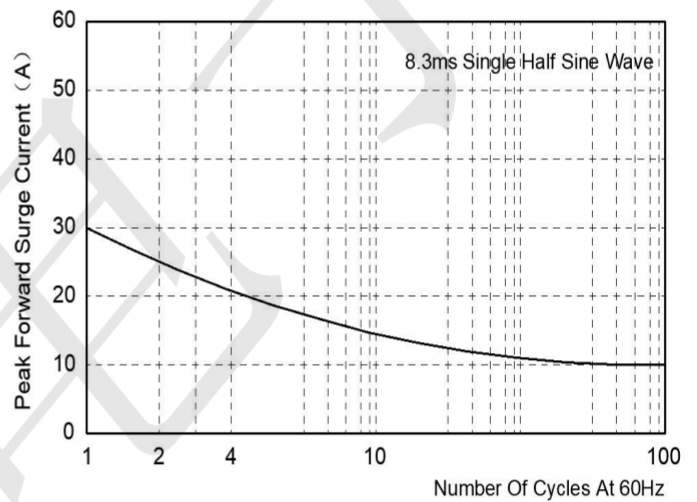


FIG3: Typical Reverse Characteristics

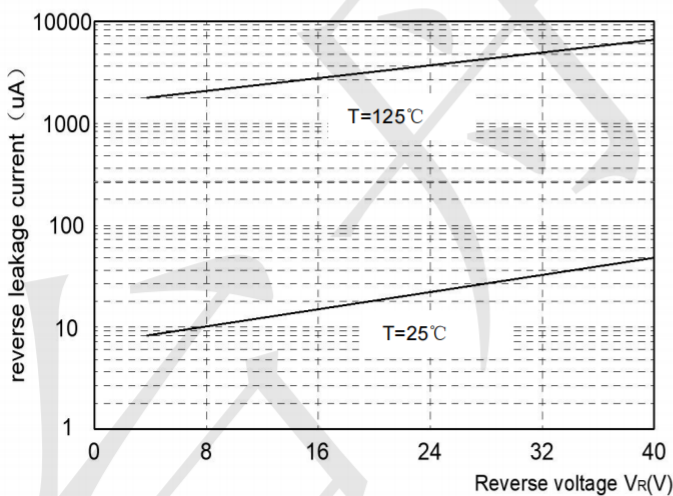
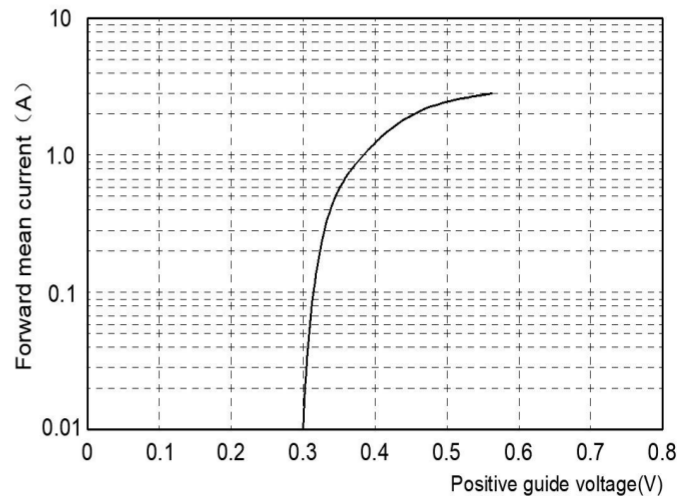
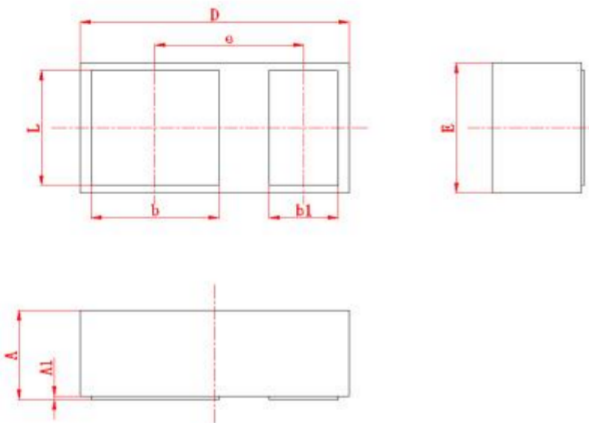


FIG4: Typical Forward Characteristics

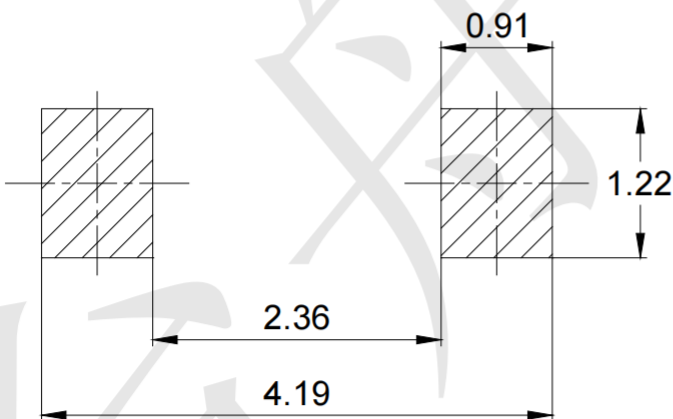


Outline Drawing - DFN1608-2



Symbol	Dimension in Millimeters	
	Min	Max
A	0.50	0.6
A	0.50	0.6
A1	0	0.05
D	1.5	1.7
E	0.75	0.85
e	(0.89)	
b	0.71	0.81
b1	0.36	0.46
L	0.66	0.76

Mounting Pad Layout-DFN1608-2



Symbol	Dimension in Millimeters
	Typ
X	0.95
Y	0.85
Z	0.6
P	0.9

X-ON Electronics

Largest Supplier of Electrical and Electronic Components

Click to view similar products for [ESD Suppressors / TVS Diodes](#) category:

Click to view products by [TECH PUBLIC](#) manufacturer:

Other Similar products are found below :

[60KS200C](#) [D18V0L1B2LP-7B](#) [D5V0F4U5P5-7](#) [NTE4902](#) [P4KE27CA](#) [P6KE11CA](#) [P6KE8.2A](#) [SA60CA](#) [SA64CA](#) [SMBJ12CATR](#)
[SMBJ33CATR](#) [SMBJ6.5A](#) [SMBJ8.0A](#) [ESD101-B1-02ELS](#) [E6327](#) [ESD112-B1-02EL](#) [E6327](#) [ESD7451N2T5G](#) [19180-510](#) [CPDT-5V0USP-](#)
[HF](#) [3.0SMCJ33CA-F](#) [3.0SMCJ36A-F](#) [HSPC16701B02TP](#) [JANTX1N6126A](#) [D3V3Q1B2DLP3-7](#) [D55V0M1B2WS-7](#) [SCM1293A-04SO](#)
[ESD200-B1-CSP0201](#) [E6327](#) [SM12-7](#) [CEN955](#) [W/DATA](#) [VESD12A1A-HD1-GS08](#) [CPDQC5V0-HF](#) [D1213A-01LP4-7B](#) [ESD101-B1-02EL](#)
[E6327](#) [AOZ8808DI-03](#) [5KP15A](#) [5KP48A](#) [5KP90A](#) [ESD3V3D7-TP](#) [15KPA36A-LF](#) [P4KE56CA](#) [P4KE68A](#) [P4KE91CATR](#) [P6KE120A](#)
[P6KE13CA](#) [P6KE43CA](#) [P6KE6.8CA](#) [P6KE8.2](#) [P6SMBJ20CA](#) [JANTX1N6072A](#) [SR2835ESKG](#) [SA90CA](#)