

Features

- Ultra low capacitance: 0.35pF(IO to IO)
- Ultra low leakage: nA level
- Low operating voltage: 5V
- Low clamping voltage
- Protects one power line and four data lines
- Flow-through package
- Complies with following standards:
 - IEC 61000-4-2 (ESD) immunity test
Air discharge: $\pm 25\text{kV}$
Contact discharge: $\pm 20\text{kV}$
 - IEC61000-4-4 (EFT) 40A (5/50ns)
 - IEC61000-4-5 (Lightning) 4.5A (8/20 μs)
- RoHS Compliant

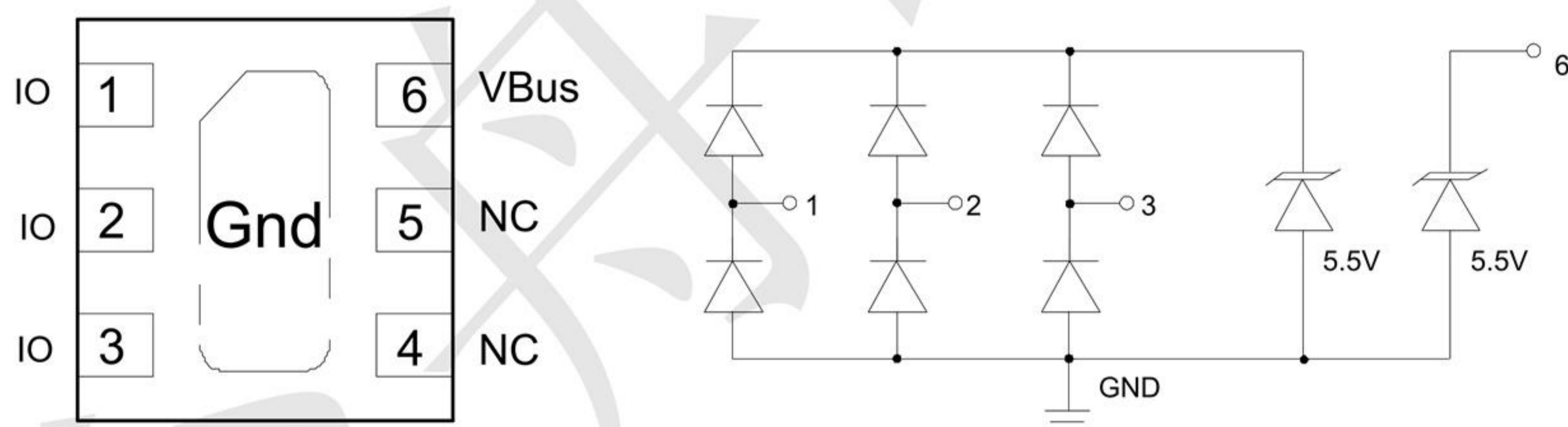
Mechanical Characteristics

- Package: DFN1616-6
- Lead Finish: Matte Tin
- Case Material: "Green" Molding Compound.
- UL Flammability Classification Rating 94V-0
- Moisture Sensitivity: Level 3 per J-STD-020
- Shipping Qty :3000pcs/7Inch Tape & Reel

Applications

- USB 2.0 and USB OTG
- Multi Media Card (MMC) Interfaces
- SD Card Interfaces
- MDDI Ports
- SIM Ports
- Key Pads

Dimensions and Pin Configuration



Marking: XD

Absolute Maximum Ratings ($T_A=25^\circ\text{C}$ unless otherwise specified)

IO (Pins 1, 2, 3)			
Parameter	Symbol	Value	Unit
Peak Pulse Power (8/20 μs)	Ppk	100	W
Peak Pulse Current (8/20 μs)	IPP	4.5	A
ESD per IEC 61000-4-2 (Air) ESD per IEC 61000-4-2 (Contact)	VESD	± 25 ± 20	kV
Operating Temperature Range	TJ	-55 to +125	$^\circ\text{C}$
Storage Temperature Range	Tstg	-55 to +150	$^\circ\text{C}$

VBus TVS (Pin 6)			
Parameter	Symbol	Value	Unit
Peak Pulse Power (8/20 μs)	Ppk	150	W
Peak Pulse Current (8/20 μs)	IPP	10	A
ESD per IEC 61000-4-2 (Air) ESD per IEC 61000-4-2 (Contact)	VESD	± 30 ± 30	kV
Operating Temperature Range	TJ	-55 to +125	$^\circ\text{C}$
Storage Temperature Range	Tstg	-55 to +150	$^\circ\text{C}$

Electrical Characteristics (TA=25°C unless otherwise specified)

IO (Pins 1, 2, 3)						
Parameter	Symbol	Min	Typ	Max	Unit	Test Condition
Reverse Working Voltage	VRWM			5.5	V	Any I/O pin to ground
Breakdown Voltage	VBR	6.4	6.8		V	IT = 1mA, any I/O pin to ground
Reverse Leakage Current	IR			0.1	μA	VRWM=5.5V, any I/O pin to ground
Clamping Voltage	VC			10	V	I _{PP} = 1A (8 x 20μs pulse), any I/O pin to ground
Clamping Voltage	VC			16	V	I _{PP} = 4.5A (8 x 20μs pulse), any I/O pin to ground
Junction Capacitance	CJ		0.7	1.2	pF	VR = 0V, f = 1MHz, any I/O pin to ground
Junction Capacitance	CJ		0.35	0.6	pF	VR = 0V, f = 1MHz, between I/O pins

VBus TVS (Pin 6)						
Parameter	Symbol	Min	Typ	Max	Unit	Test Condition
Reverse Working Voltage	VRWM			5.5	V	Any I/O pin to ground
Breakdown Voltage	VBR	6.4	6.8		V	IT = 1mA, any I/O pin to ground
Reverse Leakage Current	IR			0.1	μA	VRWM=5.5V, any I/O pin to ground
Clamping Voltage	VC			10	V	I _{PP} = 1A (8 x 20μs pulse), any I/O pin to ground
Clamping Voltage	VC			15	V	I _{PP} = 10 A (8 x 20μs pulse), any I/O pin to ground
Junction Capacitance	CJ			100	pF	VR = 0V, f = 1MHz, any I/O pin to ground

Typical Performance Characteristics ($T_A=25^\circ\text{C}$ unless otherwise Specified)

Fig1. 8/20 μs Pulse Waveform

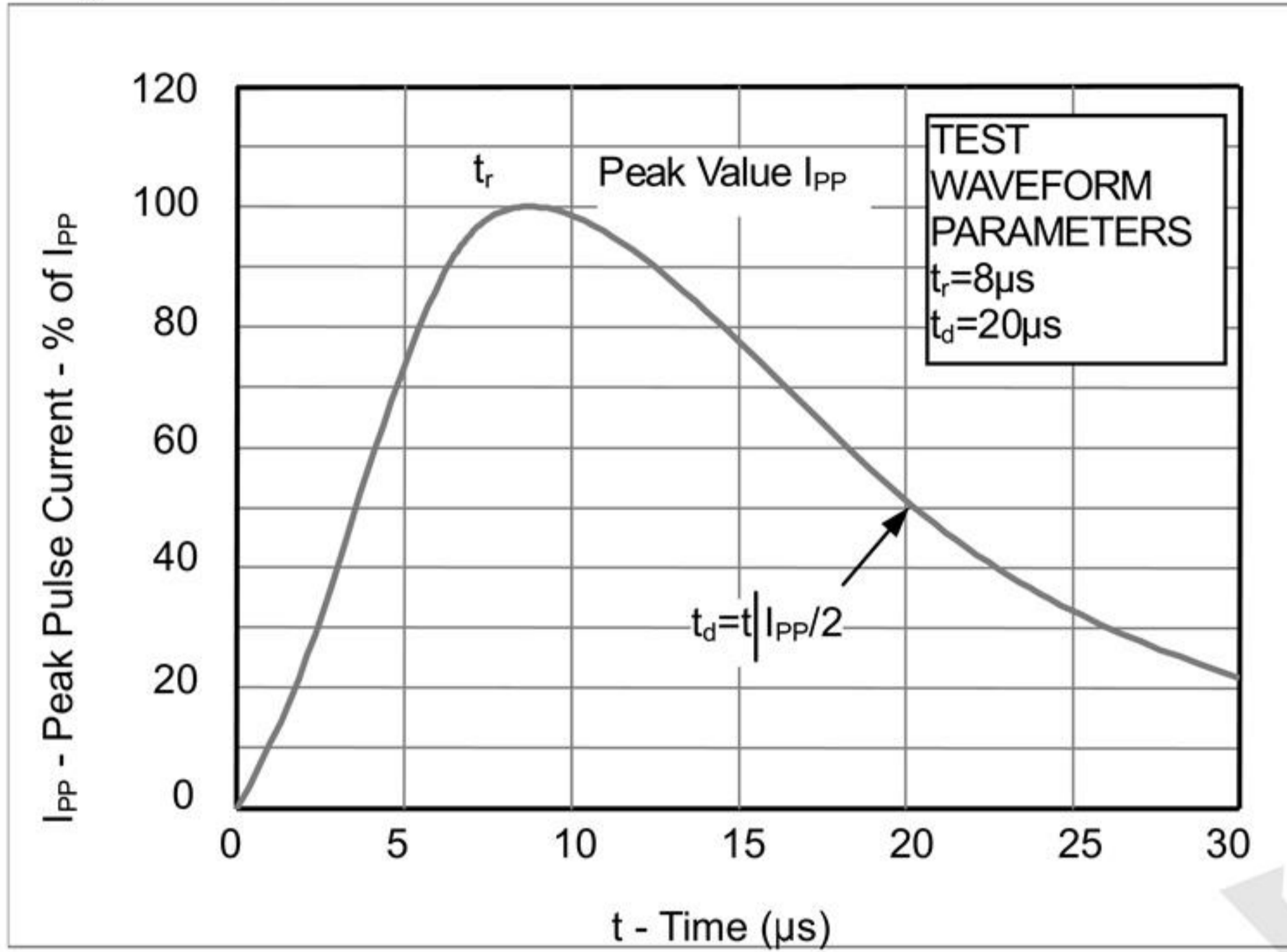


Fig2. ESD Pulse Waveform (according to IEC 61000-4-2)

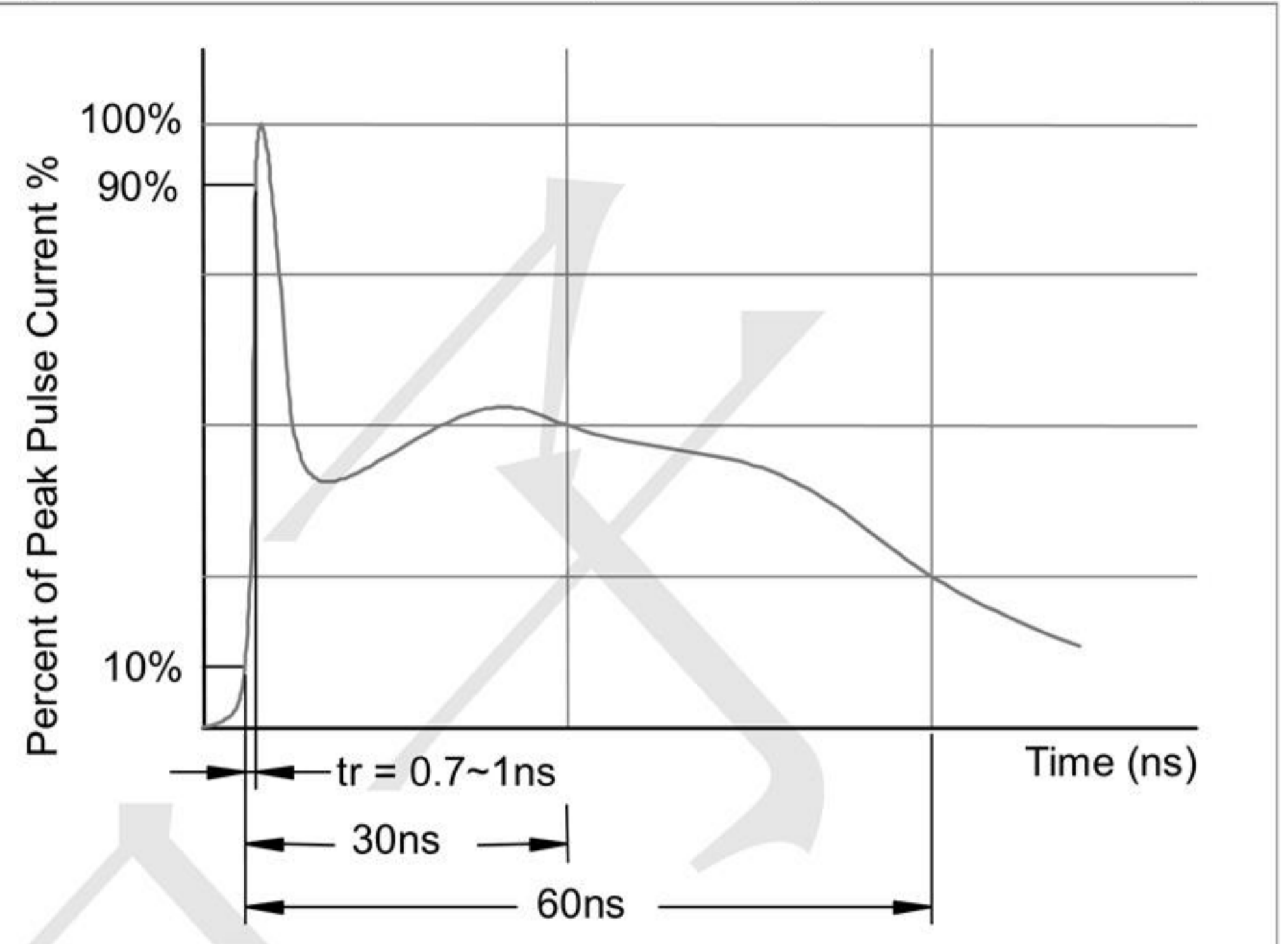
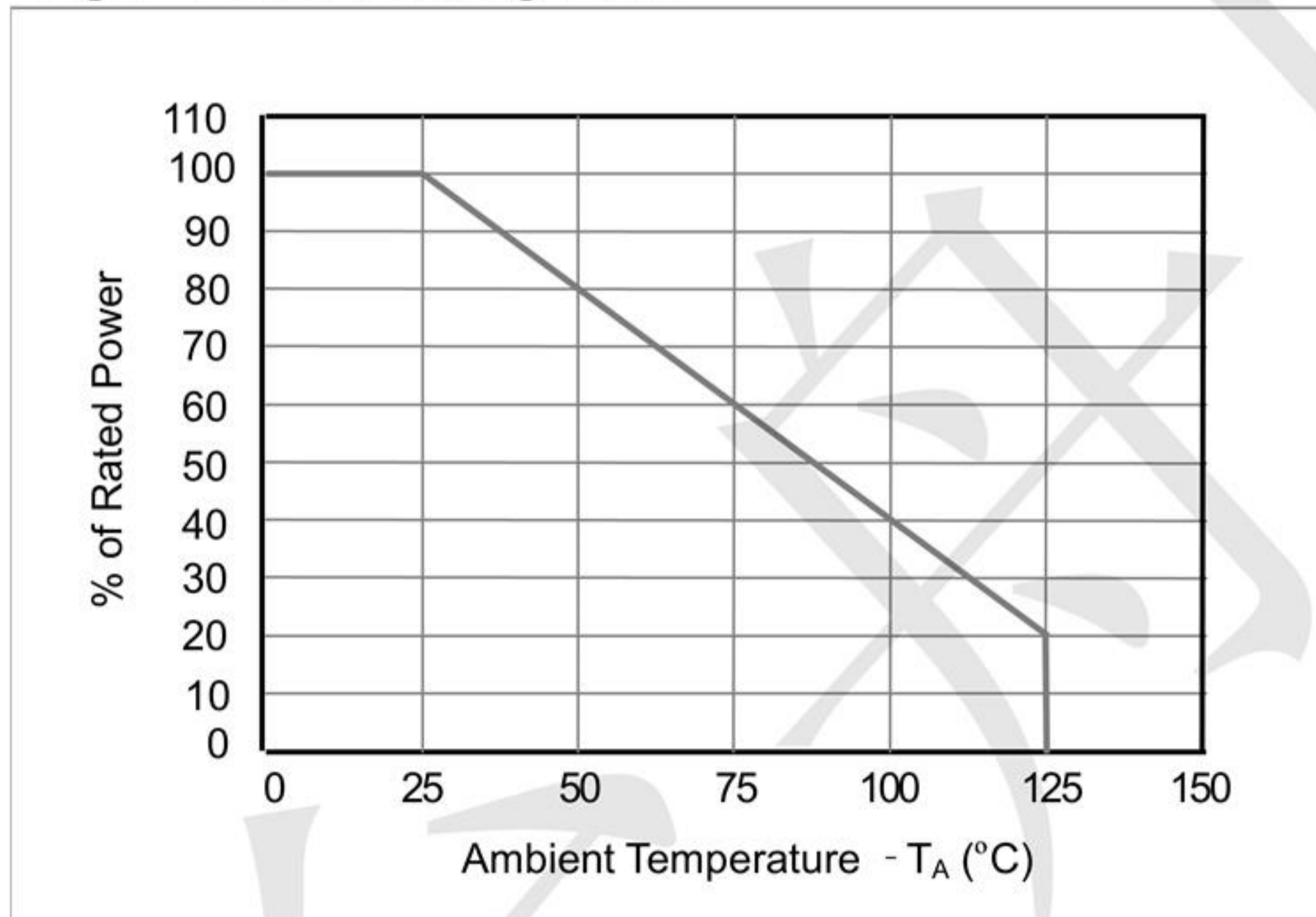
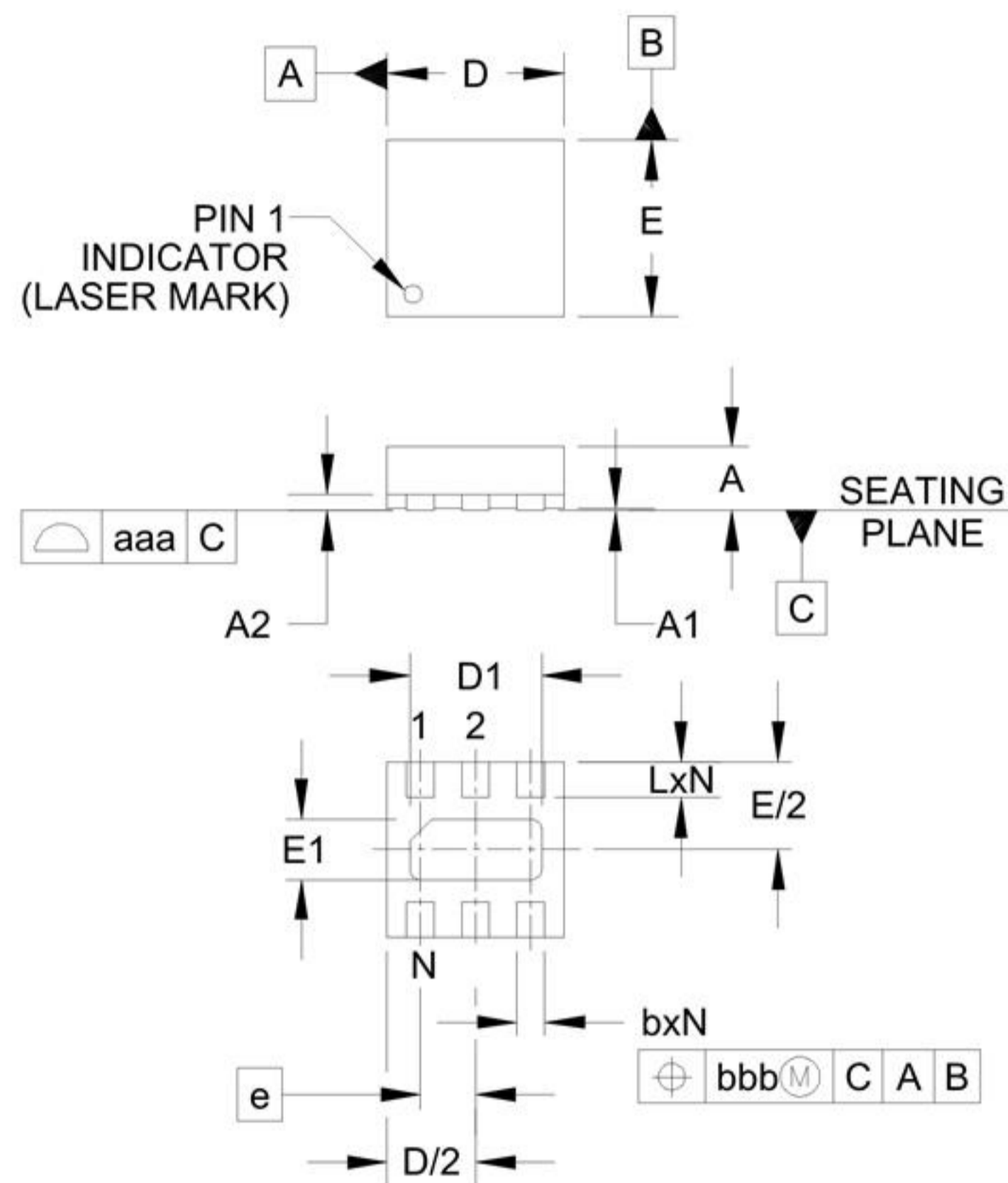


Fig3. Power Derating Curve

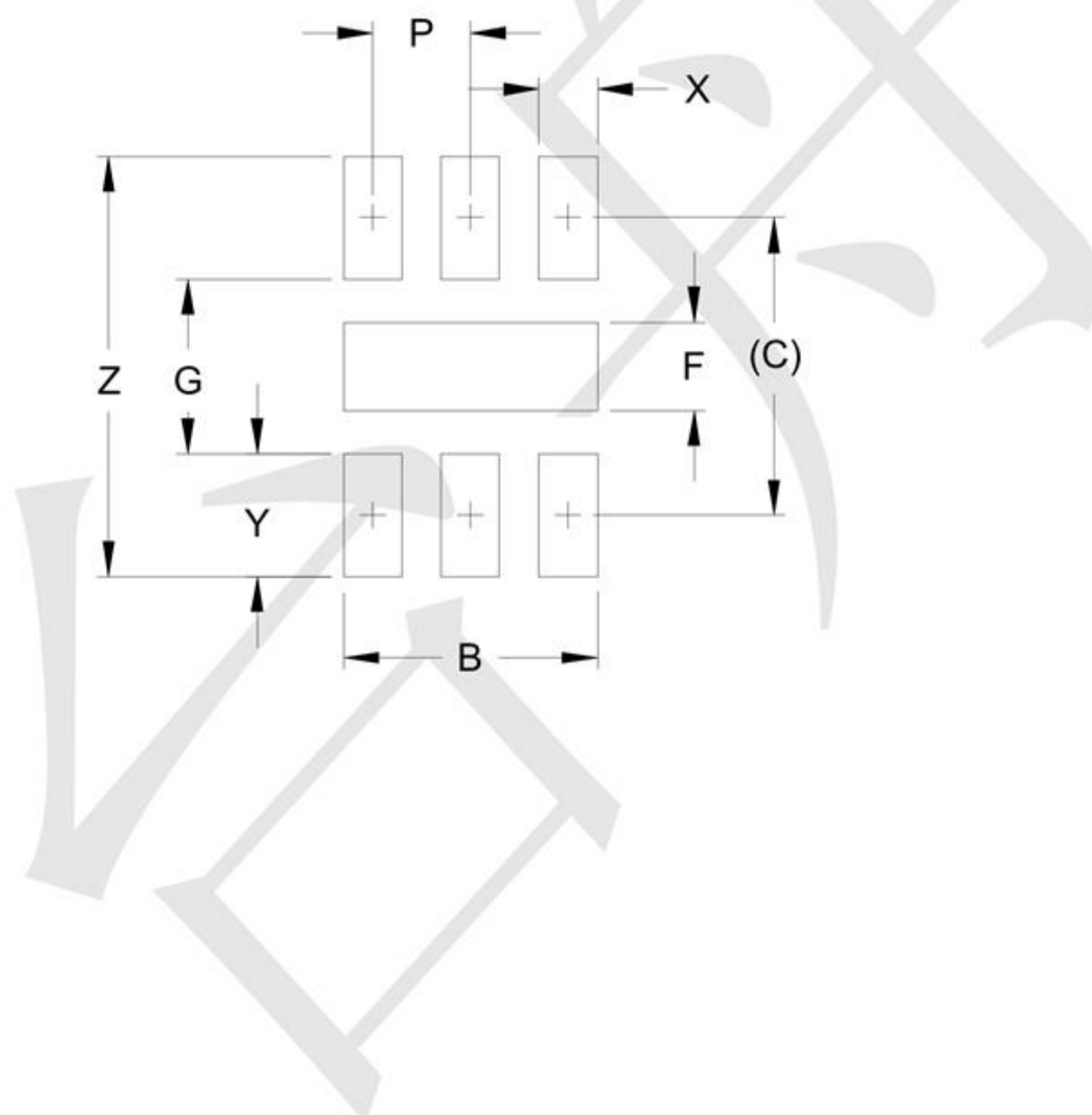


Outline Drawing -DFN1616-6



DIM	INCHES			MILLIMETERS		
	MIN	NOM	MAX	MIN	NOM	MAX
A	.020	.023	.026	0.50	0.58	0.65
A1	0.00	.001	.002	0.00	0.03	0.05
A2		(.006)			(0.15)	
b	.007	.010	.012	0.20	0.25	0.30
D	.059	.063	.067	1.50	1.60	1.70
D1	.041	.047	.051	1.05	1.20	1.30
E	.059	.063	.067	1.50	1.60	1.70
E1	.016	.022	.026	0.40	0.55	0.65
e	.020 BSC			0.50 BSC		
L	.013	.013	.016	0.25	0.33	0.40
N	6			6		
aaa	.004			0.09		
bbb	.004			0.09		

Land Pattern -DFN1616-6



DIM	DIMENSIONS	
	INCHES	MILLIMETERS
B	.051	1.30
C	.060	1.52
P	.020	0.50
F	.018	0.45
G	.035	0.89
X	.012	0.30
Y	.025	0.63
Z	.085	2.15

X-ON Electronics

Largest Supplier of Electrical and Electronic Components

Click to view similar products for [ESD Suppressors / TVS Diodes](#) category:

Click to view products by [TECH PUBLIC](#) manufacturer:

Other Similar products are found below :

[60KS200C](#) [D18V0L1B2LP-7B](#) [D5V0F4U5P5-7](#) [DESD5V0U1BB-7](#) [NTE4902](#) [P4KE27CA](#) [P6KE11CA](#) [P6KE39CA-TP](#) [P6KE8.2A](#)
[SA110CA](#) [SA60CA](#) [SA64CA](#) [SMBJ12CATR](#) [SMBJ33CATR](#) [SMBJ8.0A](#) [ESD101-B1-02ELS E6327](#) [ESD105-B1-02EL E6327](#) [ESD112-B1-02EL E6327](#) [ESD119B1W01005E6327XTSA1](#) [ESD5V0L1B02VH6327XTSA1](#) [ESD7451N2T5G](#) [19180-510](#) [CPDT-5V0USP-HF](#)
[3.0SMCJ33CA-F](#) [3.0SMCJ36A-F](#) [HSPC16701B02TP](#) [D3V3Q1B2DLP3-7](#) [D55V0M1B2WS-7](#) [DESD5V0U1BL-7B](#) [DRTR5V0U4SL-7](#)
[SCM1293A-04SO](#) [ESD200-B1-CSP0201 E6327](#) [SM12-7](#) [SMLJ45CA-TP](#) [CEN955 W/DATA](#) [82350120560](#) [VESD12A1A-HD1-GS08](#)
[CPDUR5V0R-HF](#) [CPDQC5V0U-HF](#) [CPDQC5V0USP-HF](#) [CPDQC5V0-HF](#) [D1213A-01LP4-7B](#) [D1213A-02WL-7](#) [MMAD1108/TR13](#)
[5KP100A](#) [5KP15A](#) [5KP18A](#) [5KP48A](#) [5KP90A](#) [5KP90CA](#)