



**Features**

- VDS = 20V
- RDS(ON) = 300mΩ (typ.) @ VGS= 2.5V
- RDS(ON) = 250mΩ (typ.) @ VGS= 4.5V
- ESD Protected up to 2KV

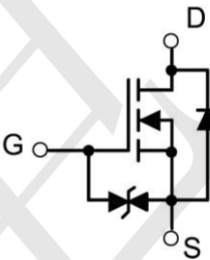
**Application**

- Load/Power Switching
- Interfacing Switching
- Battery Management for Ultra Small Portable Electronics
- Logic Level Shift

**Package and Pin Configuration**

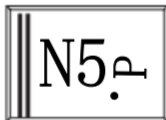


DFN1006-3L



Circuit diagram

Marking:



**Absolute Maximum Ratings (TA=25°C unless otherwise noted)**

Parameter	Symbol	Value	Unit
Drain-Source Voltage	V <sub>DS</sub>	20	V
Gate-Source Voltage	V <sub>GS</sub>	±8	V
Continuous Drain Current	I <sub>D</sub>	0.9	A
Pulsed Drain Current (t=300μs) <sup>(1)</sup>	I <sub>DM</sub>	1.5	A
Power Dissipation <sup>(2)</sup>	P <sub>D</sub>	0.35	W
Thermal Resistance from Junction to Ambient	R <sub>θJA</sub>	357	°C/W
Junction Temperature	T <sub>J</sub>	150	°C
Storage Temperature	T <sub>STG</sub>	-55~ +150	°C

**Electrical Characteristics (  $T_A = 25^\circ\text{C}$  unless otherwise noted )**

Parameter	Symbol	Test Condition	Min	Type	Max	Unit
<b>Static Characteristics</b>						
Drain-source breakdown voltage	$V_{(BR)DSS}$	$V_{GS} = 0V, I_D = 250\mu A$	20	25		V
Zero gate voltage drain current	$I_{DSS}$	$V_{DS} = 20V, V_{GS} = 0V$			1	$\mu A$
Gate-body leakage current	$I_{GSS}$	$V_{GS} = \pm 18V, V_{DS} = 0V$			$\pm 10$	$\mu A$
Gate threshold voltage <sup>(3)</sup>	$V_{GS(th)}$	$V_{DS} = V_{GS}, I_D = 250\mu A$	0.5	0.7	1.1	V
Drain-source on-resistance <sup>(3)</sup>	$R_{DS(on)}$	$V_{GS} = 4.5V, I_D = 500mA$		250	400	m $\Omega$
		$V_{GS} = 2.5V, I_D = 500mA$		300	500	
Forward transconductance	$g_{FS}$	$V_{DS} = 10V, I_D = 500mA$			1.2	S
<b>Dynamic characteristics<sup>(4)</sup></b>						
Input Capacitance	$C_{iss}$	$V_{DS} = 10V, V_{GS} = 0V, f = 1MHz$		45		pF
Output Capacitance	$C_{oss}$			9		
Reverse Transfer Capacitance	$C_{rss}$			6		
<b>Switching Characteristics<sup>(4)</sup></b>						
Turn-on delay time	$t_{d(on)}$	$V_{DD} = 10V, I_D = 500mA,$ $V_{GS} = 4.5V, R_G = 6\Omega$		20		ns
Turn-on rise time	$t_r$			90		
Turn-off delay time	$t_{d(off)}$			750		
Turn-off fall time	$t_f$			400		
<b>Source-Drain Diode characteristics</b>						
Diode Forward voltage <sup>(3)</sup>	$V_{DS}$	$I_S = 0.15A, V_{GS} = 0V$			1.3	V

## Characteristic Curves

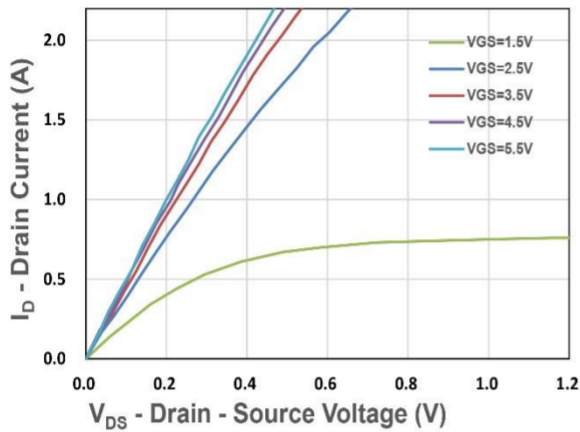


Figure 1. Output Characteristics

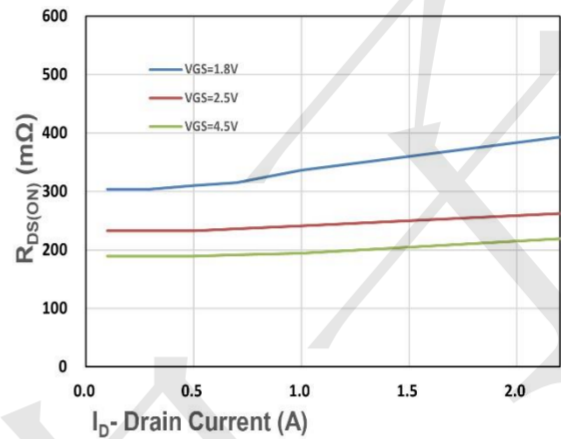


Figure 2. On-Resistance vs.  $I_D$

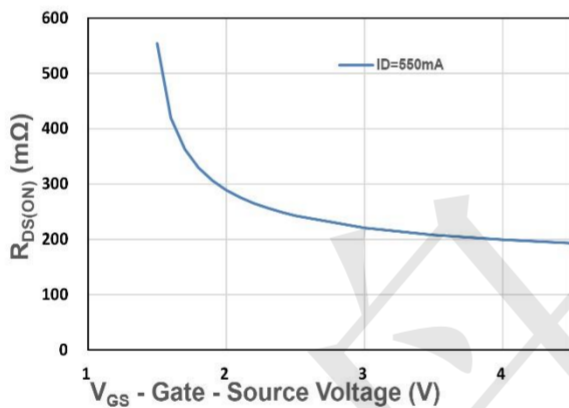


Figure 3. On-Resistance vs.  $V_{GS}$

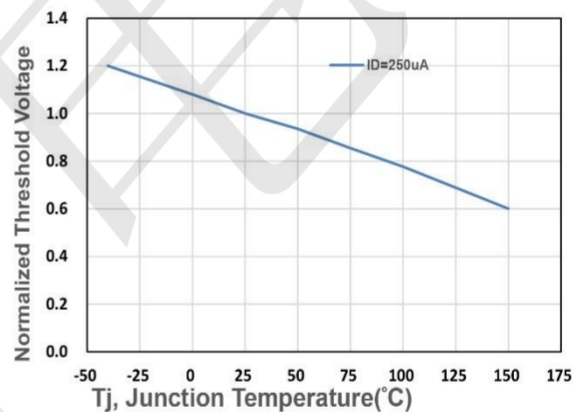


Figure 4. Gate Threshold Voltage

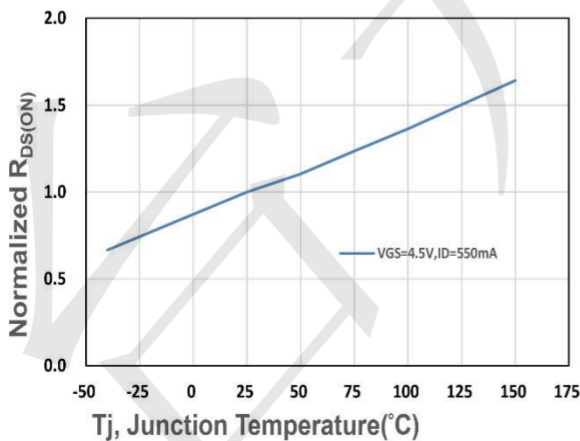


Figure 5. Drain-Source On Resistance

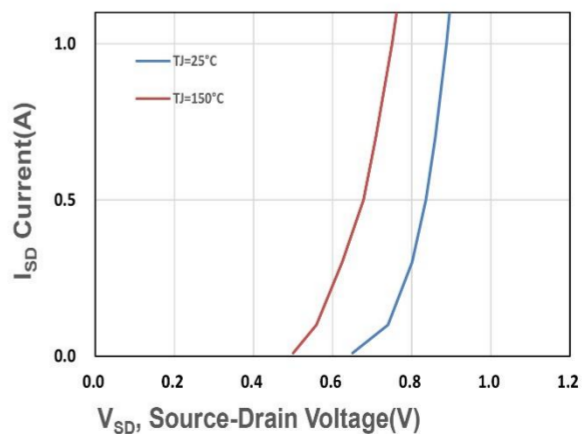


Figure 6. Source-Drain Diode Forward

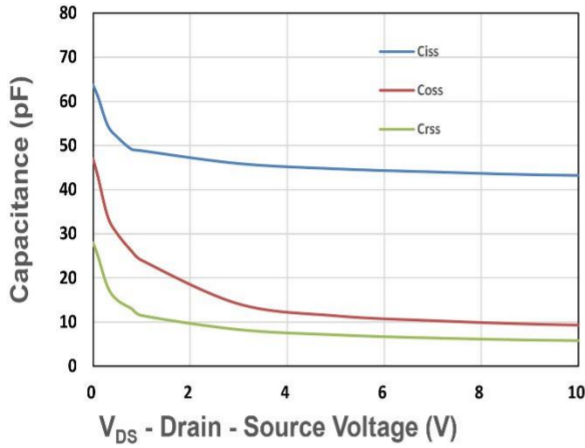


Figure 7. Capacitance

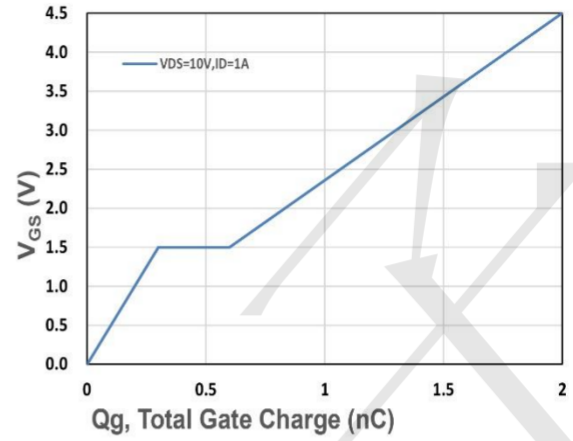


Figure 8. Gate Charge Characteristics

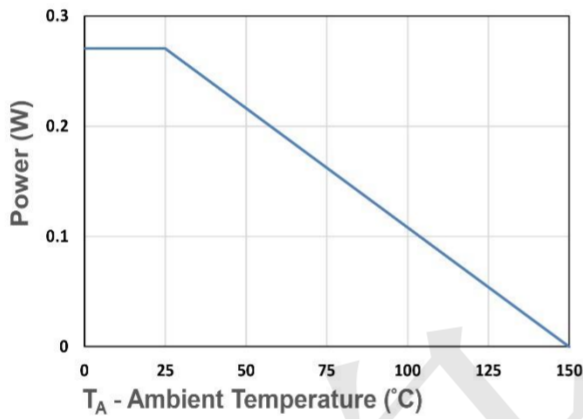


Figure 9. Power Dissipation

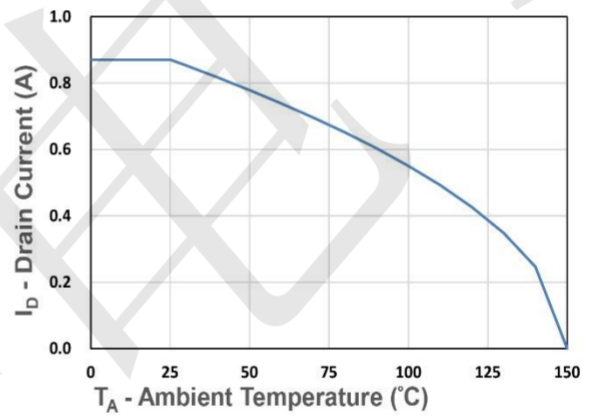


Figure 10. Drain Current

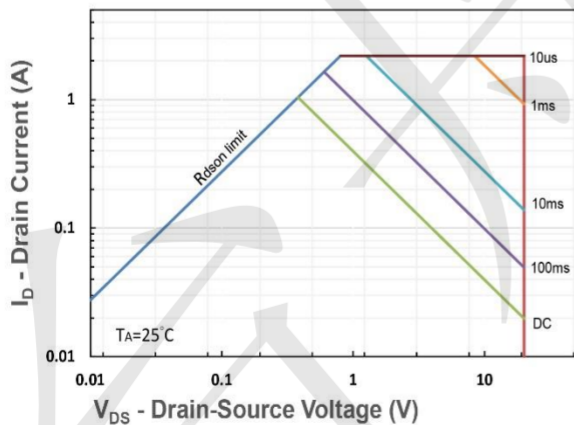


Figure 11. Safe Operating Area

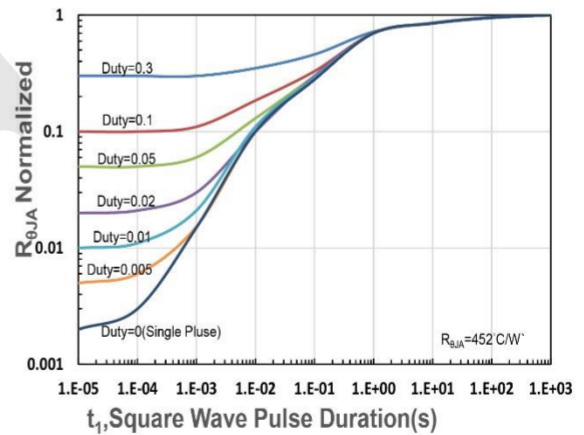
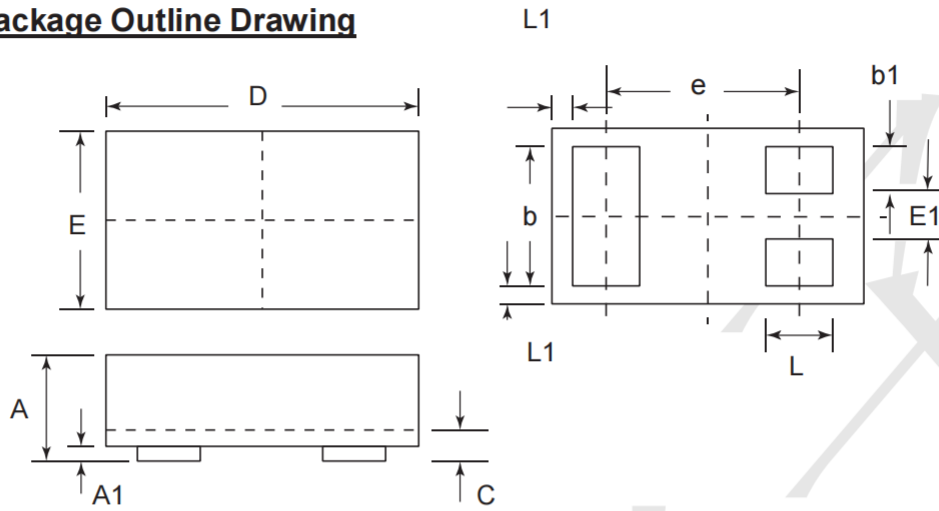


Figure 12.  $R_{\theta JA}$  Transient Thermal Impedance

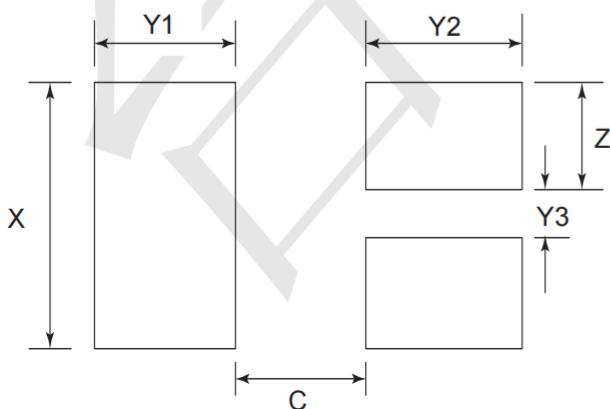


DFN1006-3L Package Outline Drawing



SYM	DIMENSIONS					
	MILLIMETERS			INCHES		
	MIN	NOM	MAX	MIN	NOM	MAX
A	0.45	0.50	0.55	0.018	0.020	0.022
A1	0.00	0.02	0.05	0.000	0.001	0.002
b	0.45	0.50	0.55	0.018	0.020	0.022
b1	0.10	0.15	0.20	0.004	0.006	0.008
C	0.12	0.15	0.18	0.005	0.006	0.007
D	0.95	1.00	1.05	0.037	0.039	0.041
e	0.65 BSC			0.026 BSC		
E	0.55	0.60	0.65	0.022	0.024	0.026
E1	0.15	0.20	0.25	0.006	0.008	0.010
L	0.20	0.25	0.30	0.008	0.010	0.012
L1	0.05 REF			0.0002 REF		

Suggested Land Pattern



SYM	DIMENSIONS	
	MILLIMETERS	INCHES
C	0.25	0.010
X	0.65	0.024
Y1	0.50	0.020
Y2	0.50	0.020
Y3	0.25	0.010
Z	0.20	0.008

## X-ON Electronics

Largest Supplier of Electrical and Electronic Components

*Click to view similar products for [MOSFET](#) category:*

*Click to view products by [TECH PUBLIC](#) manufacturer:*

Other Similar products are found below :

[IRFD120](#) [IRFY240C](#) [JANTX2N5237](#) [2SK2267\(Q\)](#) [BUK455-60A/B](#) [MIC4420CM-TR](#) [VN1206L](#) [NDP4060](#) [SI4482DY](#)  
[IPS70R2K0CEAKMA1](#) [SQD23N06-31L-GE3](#) [TK16J60W,S1VQ\(O](#) [2SK2614\(TE16L1,Q\)](#) [DMN1017UCP3-7](#) [EFC2J004NUZTDG](#)  
[DMN1053UCP4-7](#) [SQJ469EP-T1-GE3](#) [NTE2384](#) [DMC2700UDMQ-7](#) [DMN2080UCB4-7](#) [DMN61D9UWQ-13](#) [US6M2GTR](#)  
[DMN31D5UDJ-7](#) [DMP22D4UFO-7B](#) [DMN1006UCA6-7](#) [DMN16M9UCA6-7](#) [STF5N65M6](#) [IRF40H233XTMA1](#) [STU5N65M6](#)  
[DMN6022SSD-13](#) [DMN13M9UCA6-7](#) [DMTH10H4M6SPS-13](#) [DMN2990UFB-7B](#) [IPB80P04P405ATMA2](#) [2N7002W-G](#) [MCAC30N06Y-](#)  
[TP](#) [MCQ7328-TP](#) [NTMC083NP10M5L](#) [NVMFS2D3P04M8LT1G](#) [BXP7N65D](#) [BXP4N65F](#) [AOL1454G](#) [WMJ80N60C4](#) [BXP2N20L](#)  
[BXP2N65D](#) [BXT1150N10J](#) [BXT1700P06M](#) [TSM60NB380CP](#) [ROG](#) [RQ7L055BGTCR](#) [DMNH15H110SK3-13](#)