

General Description

The XC6210B Series are a group of voltage regulators manufactured by CMOS technology with high ripple rejection, ultra-fast transient and low dropout voltage, which large output currents even when the difference of the input-output voltage is small. Each of the XC6210B of a high-precision voltage reference, error correction circuit, and a current limited output driver. Thus the series very suitable for the battery-powered equipments, wireless communication applications, industry equipments and so on.

Features

- 25 μ A Ground Current at no Load
- $\pm 2\%$ Output Accuracy
- 800mA Output Current
- Wide Operating Input Voltage Range: 1.2V to 5.5V
- Dropout Voltage: 0.45V at 800mA/ V_{OUT} 3.3V
- Support Fixed Output Voltage 1.2V, 1.5V, 1.6V, 1.8V, 2.5V, 2.8V, 3.0V, 3.3V, 3.6V
- Stable with Ceramic or Tantalum Capacitor
- Current Limit Protection
- Over Temperature Protection
- SOT23-5 Packages

Applications

- Battery powered systems
- Portable instrumentations
- PC peripherals
- CD/DVD-ROM, CD/RW
- Wireless devices
- Battery charger

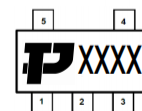
Ordering Information

XC6210B302MR

MR: SOT23-5 Package

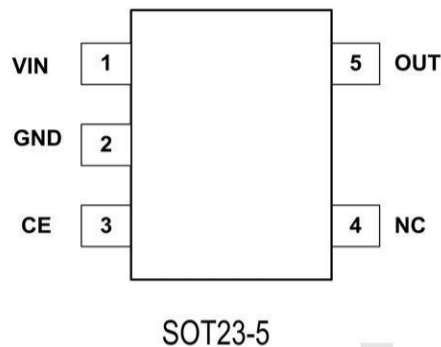
Output voltage: 12=1.2V
15=1.5V
18=1.8V
30=3.0V
33=3.3V
36=3.6V

Marking Information

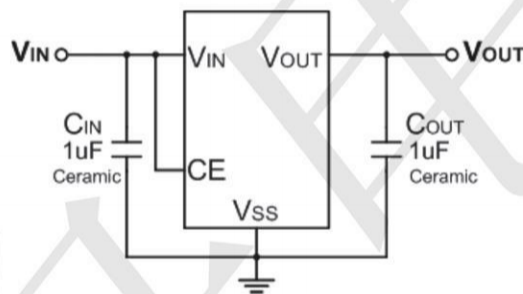


P: Logo
XXXX: Marking ID

PIN CONFIGURATION



Typical Application Circuit



ABSOLUTE MAXIMUM RATINGS

PARAMETER		SYMBOL	RATINGS	UNITS
Input Voltage		V_{IN}	$V_{SS}-0.3 \sim V_{SS}+7$	V
Output Current		I_{OUT}	1000	mA
Output Voltage		V_{OUT}	$V_{SS}-0.3 \sim V_{IN}+0.3$	V
Power Dissipation	SOT23-5	P_d	250	mW
Operating Temperature		T_{opr}	-40~+85	$^{\circ}$ C
Storage Temperature		T_{stg}	-40~+125	$^{\circ}$ C
Soldering Temperature & Time		T_{solder}	260 $^{\circ}$ C, 10s	

Electrical Characteristics ($T_A=25\text{ C}$ unless otherwise noted)

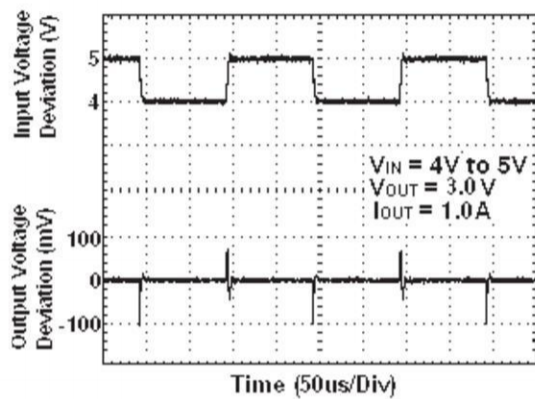
($V_{IN}=V_{OUT}+1V, C_{IN}=C_{OUT}=4.7\mu F, T_a=25^\circ\text{C}$)

PARAMETER	SYMBOL	CONDITIONS	MIN	TYP	MAX	UNITS
Output Voltage	$V_{OUT(E)}$ (Note 2)	$I_{OUT}=100\text{mA}$	V_{OUT} *0.98	V_{OUT} (Note 1)	V_{OUT} *1.02	V
Supply Current	I_{SS}				25	μA
Shutdown Current	I_{SHDN}	$V_{CE}=V_{SS}$		0.1	1.0	μA
Output Current	I_{OUT}	—		800		mA
Dropout Voltage (Note 3)	V_{dif1}	$I_{OUT}=300\text{mA}$		150		mV
	V_{dif2}	$I_{OUT}=800\text{mA}$		400		mV
Load Regulation	ΔV_{OUT}	$V_{IN}=V_{OUT}+1V,$ $1\text{mA}\leq I_{OUT}\leq 1.0\text{A}$		30		mV
Line Regulation	$\frac{\Delta V_{OUT}}{\Delta V_{IN} * V_{OUT}}$	$I_{OUT}=100\text{mA}$ $V_{OUT}+1V\leq V_{IN}\leq 6V$		0.02	0.2	%/V
Output Voltage Temperature Characteristics	$\frac{\Delta V_{OUT}}{\Delta T * V_{OUT}}$	$I_{OUT}=100\text{mA}$ $-40^\circ\text{C}\leq T\leq +85^\circ\text{C}$		50		ppm/ $^\circ\text{C}$
Short Current	I_{short}	$V_{OUT}=V_{SS}$		200		mA
Input Voltage	V_{IN}	—	2.0		6.0	V
Power Supply Rejection Rate	1KHz	PSRR	$I_{OUT}=100\text{mA}$		70	dB
	10KHz				50	
CE "High" Voltage	$V_{CE}\text{"H"}$		0.6			V
CE "Low" Voltage	$V_{CE}\text{"L"}$				0.3	V
Thermal Shutdown Temperature	T_{SD}			150		$^\circ\text{C}$
Thermal Shutdown Temperature Hysteresis	ΔT_{SD}			30		$^\circ\text{C}$

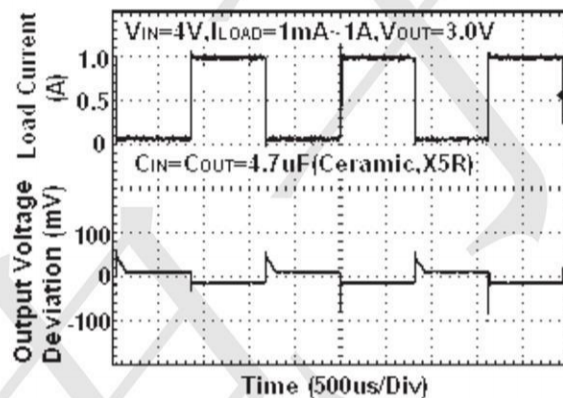


Typical Characteristics

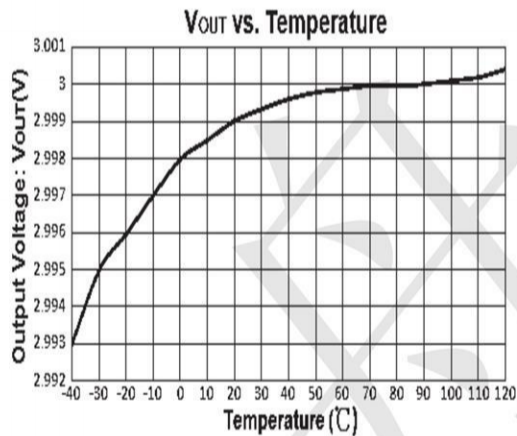
(1) Input Transient Response



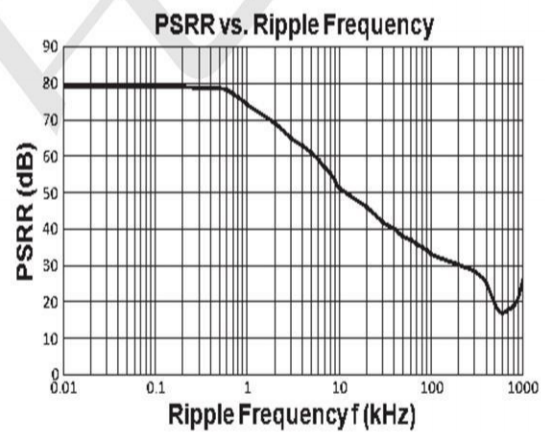
(2) Load Transient Response



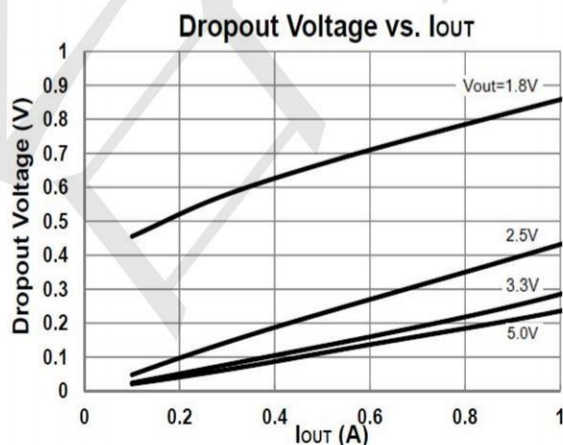
(3) Output Voltage vs. Temperature



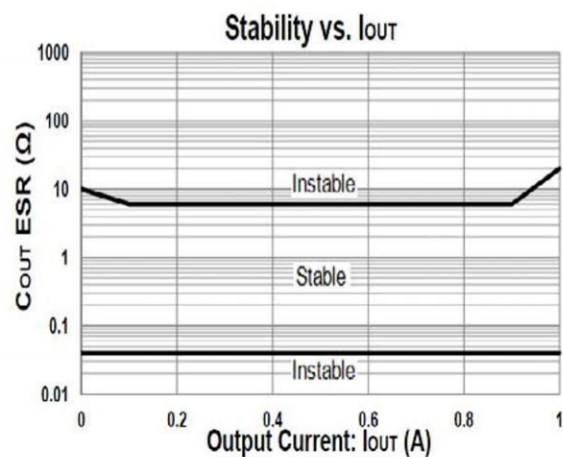
(4) Power Supply Rejection Ratio



(5) Dropout Voltage vs. Output Current

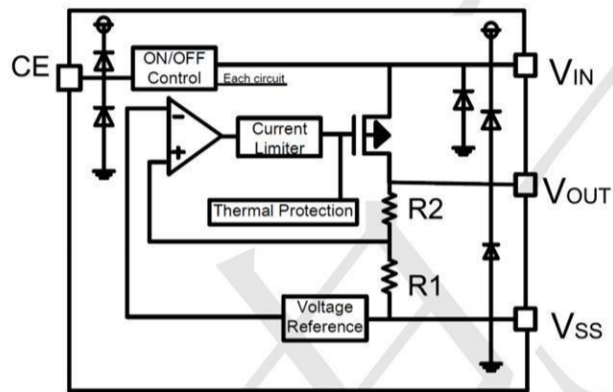


(6) Region of Stable C_{OUT} ESR vs. Load



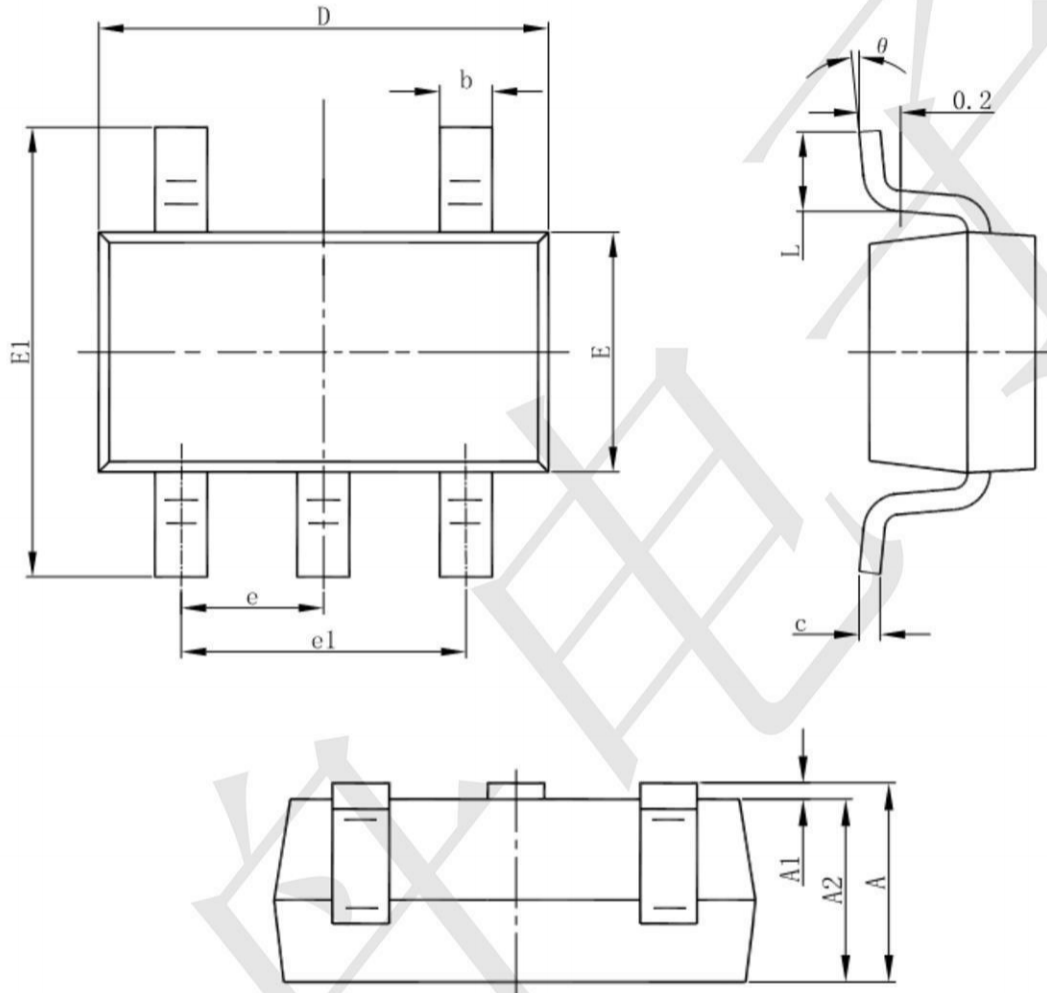


BLOCK DIAGRAM





Package informantion
SOT23-5



Symbol	Dimensions In Millimeters		Dimensions In Inches	
	Min	Max	Min	Max
A	1.050	1.250	0.041	0.049
A1	0.000	0.100	0.000	0.004
A2	1.050	1.150	0.041	0.045
b	0.300	0.500	0.012	0.020
c	0.100	0.200	0.004	0.008
D	2.820	3.020	0.111	0.119
E	1.500	1.700	0.059	0.067
E1	2.650	2.950	0.104	0.116
e	0.950(BSC)		0.037(BSC)	
e1	1.800	2.000	0.071	0.079
L	0.300	0.600	0.012	0.024
θ	0°	8°	0°	8°

X-ON Electronics

Largest Supplier of Electrical and Electronic Components

Click to view similar products for [LDO Voltage Regulators](#) category:

Click to view products by [TECH PUBLIC](#) manufacturer:

Other Similar products are found below :

[AP7363-SP-13](#) [NCV8664CST33T3G](#) [L79M05TL-E](#) [AP7362-HA-7](#) [PT7M8202B12TA5EX](#) [TCR3DF185,LM\(CT](#) [TLF4949EJ](#)
[NCP4687DH15T1G](#) [NCV8703MX30TCG](#) [LP2951CN](#) [NCV4269CPD50R2G](#) [AP7315-25W5-7](#) [NCV47411PAAJR2G](#) [AP2111H-1.2TRG1](#)
[ZLDO1117QK50TC](#) [AZ1117ID-ADJTRG1](#) [NCV4263-2CPD50R2G](#) [NCP114BMX075TCG](#) [MC33269T-3.5G](#) [TLE4471GXT](#) [AP7315-33SA-](#)
[7](#) [NCV4266-2CST33T3G](#) [NCP715SQ15T2G](#) [NCV8623MN-50R2G](#) [NCV563SQ18T1G](#) [NCV8664CDT33RKG](#) [NCV4299CD250R2G](#)
[NCV8702MX25TCG](#) [TLE7270-2E](#) [NCV562SQ25T1G](#) [AP2213D-3.3TRG1](#) [AP2202K-2.6TRE1](#) [NCV8170BMX300TCG](#)
[NCV8152MX300180TCG](#) [NCP700CMT45TBG](#) [AP7315-33W5-7](#) [NCP154MX180300TAG](#) [AP2210K-3.0TRE1](#) [AP2113AMTR-G1](#)
[NJW4104U2-33A-TE1](#) [MP2013AGG-5-P](#) [NCV8775CDT50RKG](#) [NJM2878F3-45-TE1](#) [S-19214B00A-V5T2U7](#) [S-19214B50A-V5T2U7](#) [S-](#)
[19213B50A-V5T2U7](#) [S-19214BC0A-E8T1U7*1](#) [S-19213B00A-V5T2U7](#) [S-19213B33A-V5T2U7](#) [S-19213BC0A-V5T2U7](#)