

Features

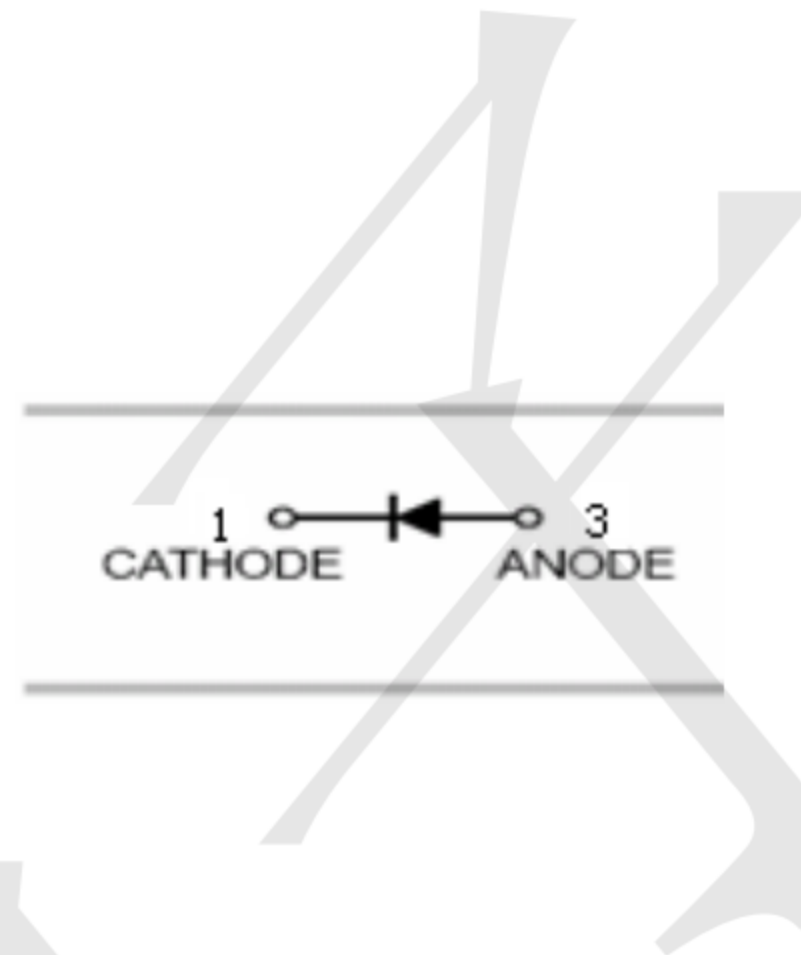
- General rectification
- Low V_F ; Low I_R
- High reliability

Applications

- surface mount schottky barrier rectifier



Marking: ZS1



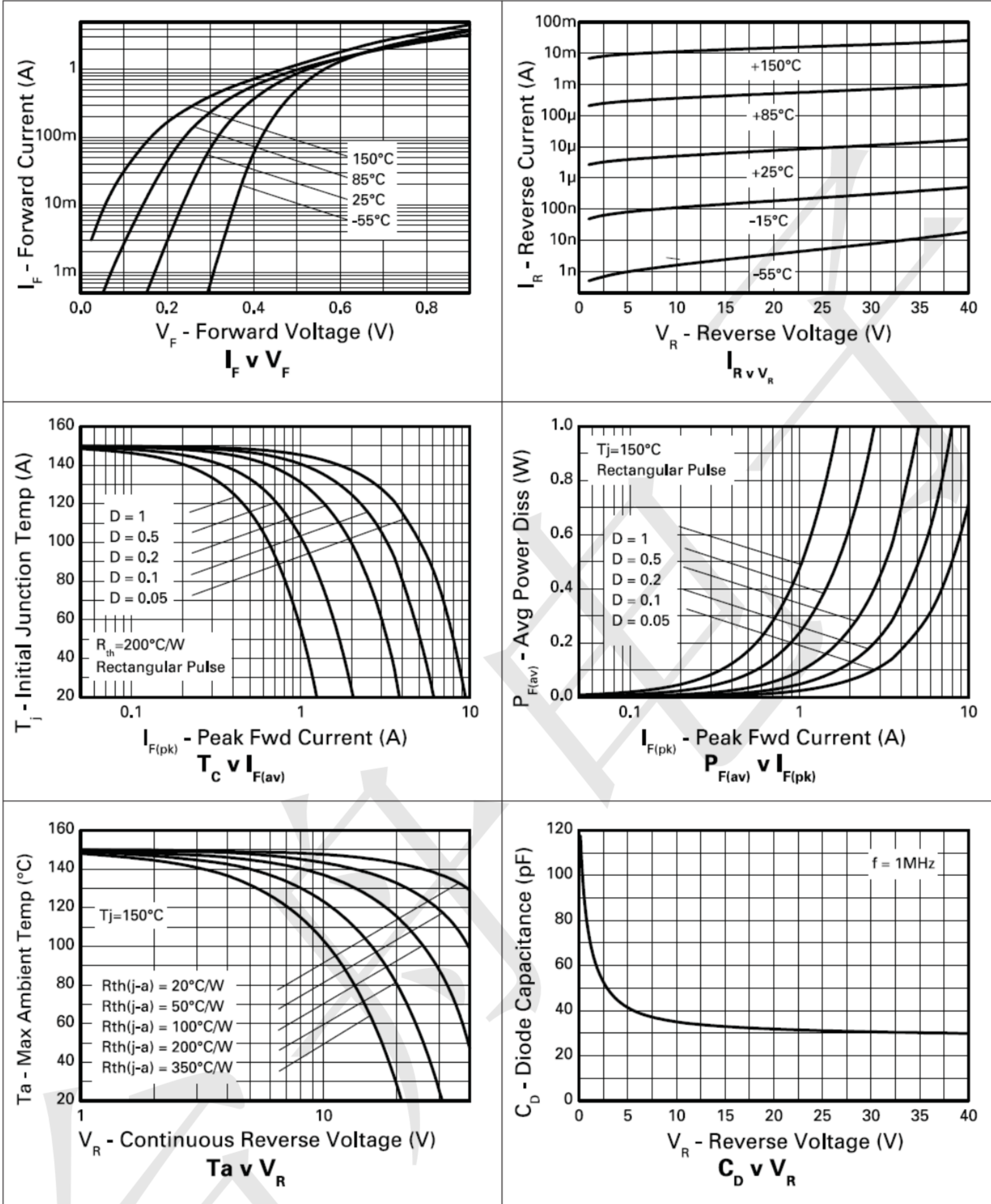
Absolute Maximum Ratings ($T_A=25^\circ\text{C}$ unless otherwise noted)

Parameter	Symbol	Limits	Unit	
Continuous reverse voltage	V_R	40	V	
Forward Current	I_F	1.16	A	
Peak Repetitive Forward Current Rectangular Pulse Duty Cycle	I_{FPK}	1.88	A	
Non Repetitive Forward Current	I_{FSM}	$t \leq 100\mu\text{s}$	22	A
		$t \leq 10\text{ms}$	6.4	A
Power Dissipation	P_d	625	mW	
Junction to ambient (a)	$R_{\theta JA}$	200	$^\circ\text{C/W}$	
Junction to ambient (b)	$R_{\theta JA}$	149	$^\circ\text{C/W}$	
Junction temperature	T_j	150	$^\circ\text{C}$	
Storage temperature range	T_{stg}	-55 to +150	$^\circ\text{C}$	

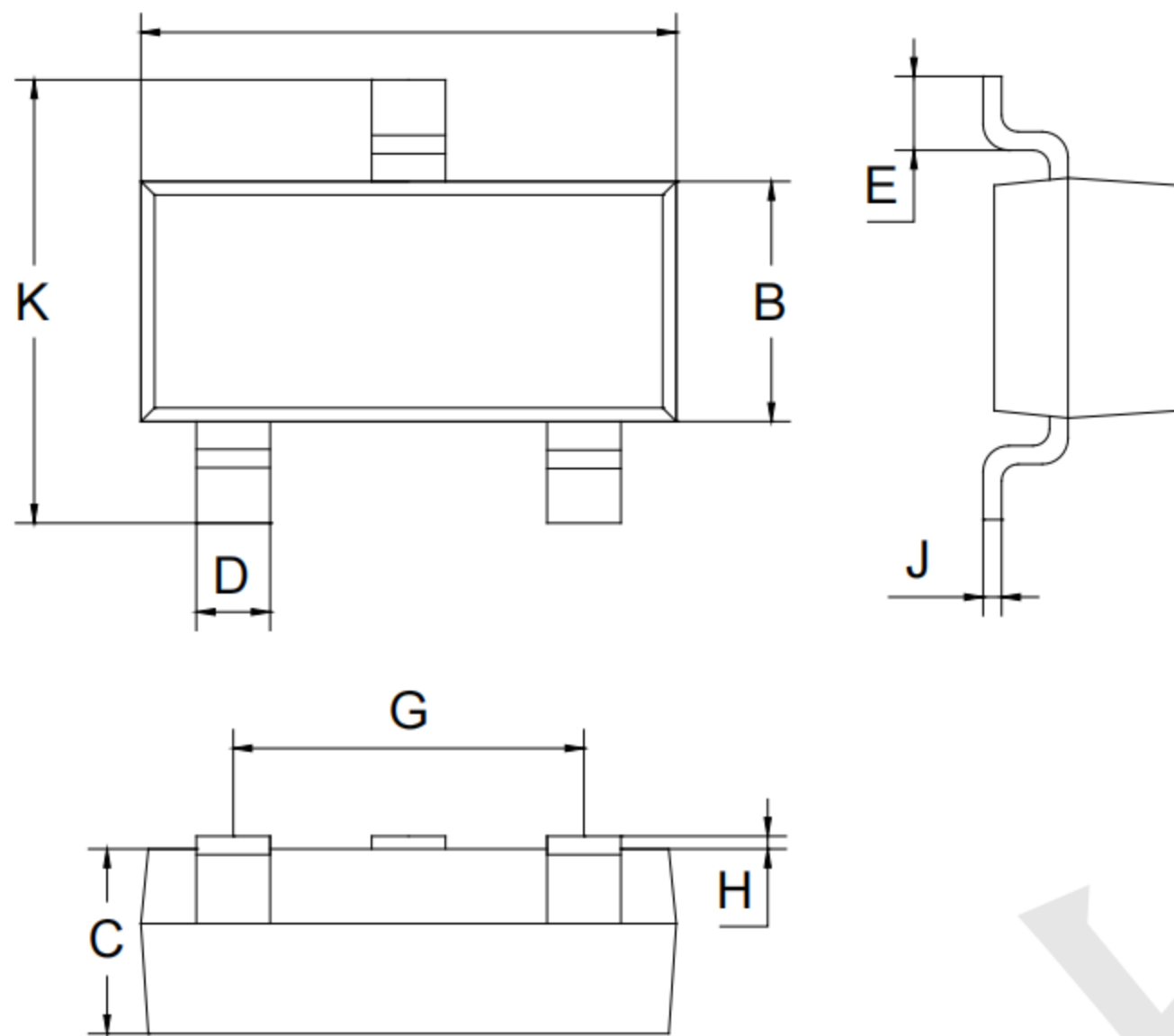
Electrical Characteristics ($T_A=25^\circ\text{C}$ unless otherwise noted)

Parameter	Symbol	Test conditions	MIN	Typ.	MAX	UNIT
Reverse Breakdown voltage	$V_{(BR)R}$	$I_R=500\mu\text{A}$	40			
Reverse voltage leakage current	I_R	$V_R=30\text{V}$			20	μA
Forward voltage	V_F	$I_F=50\text{mA}$ $I_F=100\text{mA}$ $I_F=250\text{mA}$ $I_F=400\text{mA}$ $I_F=750\text{mA}$ $I_F=1000\text{mA}$ $I_F=1500\text{mA}$			310 340 390 460 510 560 660	mV
Total capacitance	C_D	$V_R=30\text{V}, f=1\text{MHz}$		31		pF
Reverse recovery time	t_{rr}	$I_F=500\text{mA}, V_R=5\text{V},$ $R_L=6\Omega$		2.58		ns

Typical Electrical Characteristic Curves

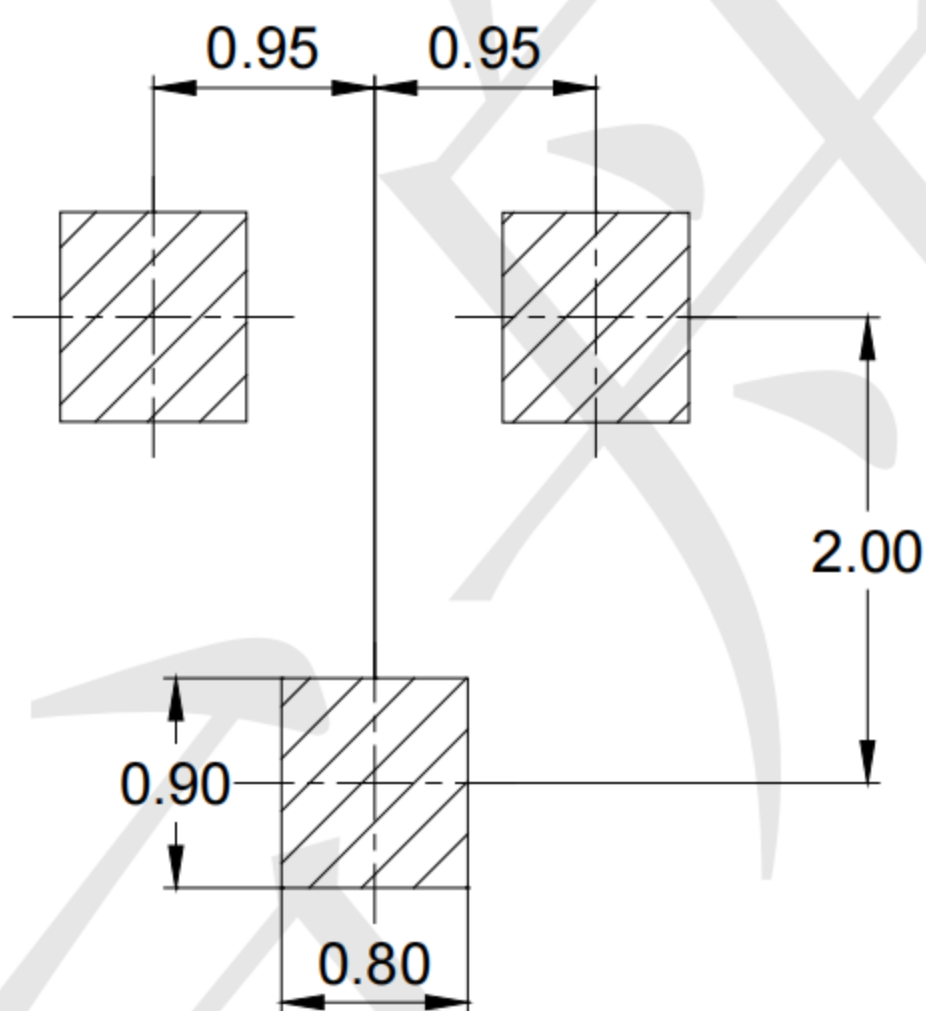


Outline Drawing - SOT23 (unit:mm)



SOT-23		
Dim	Min	Max
A	2.70	3.10
B	1.10	1.50
C	0.90	1.10
D	0.30	0.50
E	0.35	0.48
G	1.80	2.00
H	0.02	0.10
J	0.05	0.15
K	2.20	2.60

Mounting Pad Layout-SOT23 (unit:mm)



X-ON Electronics

Largest Supplier of Electrical and Electronic Components

Click to view similar products for [Schottky Diodes & Rectifiers](#) category:

Click to view products by [TECH PUBLIC](#) manufacturer:

Other Similar products are found below :

[MA4E2039](#) [MA4E2508M-1112](#) [MBR1545CT](#) [MMBD301M3T5G](#) [RB160M-50TR](#) [D83C](#) [BAS16E6433HTMA1](#) [BAT 54-02LRH E6327](#)
[NRVBAF360T3G](#) [NSR05F40QNXT5G](#) [NTE555](#) [JANS1N6640](#) [SK310-T](#) [SK34B-TP](#) [SS3003CH-TL-E](#) [GA01SHT18](#)
[CRS10I30A\(TE85L,QM](#) [MA4E2501L-1290](#) [MBRA140TRPBF](#) [MBRB30H30CT-1G](#) [BAT 15-04R E6152](#) [JANTX1N5712-1](#) [DMJ3940-000](#)
[SB007-03C-TB-E](#) [SK33B-TP](#) [NRVBB20100CTT4G](#) [NRVBM120LT1G](#) [NTSB30U100CT-1G](#) [VS-6CWQ10FNHM3](#) [CRG04\(T5L,TEMQ\)](#)
[ACDBA1100LR-HF](#) [ACDBA1200-HF](#) [ACDBA240-HF](#) [ACDBA3100-HF](#) [CDBQC0530L-HF](#) [CDBQC0240LR-HF](#) [ACDBA260LR-HF](#)
[ACDBA1100-HF](#) [MA4E2502L-1246](#) [10BQ015-M3/5BT](#) [NRVBM120ET1G](#) [CRS08TE85LQM](#) [PMAD1108-LF](#) [B120Q-13-F](#) [1N5819T-G](#)
[B0530WSQ-7-F](#) [PDS1040Q-13](#) [B160BQ-13-F](#) [SDM05U20CSP-7](#) [B140S1F-7](#)