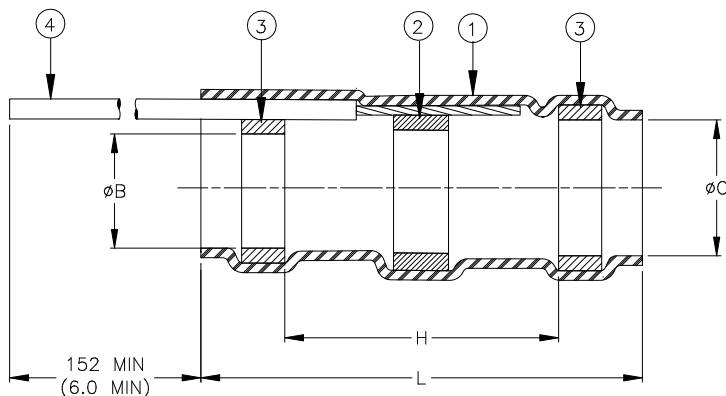


CUSTOMER DRAWING



Product Name	Component Dimensions					Cable Dimensions			
	Ident. Code	L±1.75 (L±0.07)	Ø B min	Ø C min	H min	Ø D max	Ø E max	Ø F min	Ø G max
S02-07-R-XX	SIZE2R	16.5 (0.650)	2.65 (0.105)	3.68 (0.140)	8.25 (0.325)	2.65 (0.105)	3.68 (0.140)	1.40 (0.055)	0.72 (0.030)
S02-08-R-XX	SIZE3R	16.5 (0.650)	4.30 (0.170)	5.08 (0.200)	8.25 (0.325)	4.30 (0.170)	5.08 (0.200)	2.15 (0.085)	1.25 (0.050)
S02-10-R-XX	SIZE5R	19.1 (0.750)	7.00 (0.275)	7.60 (0.300)	8.25 (0.325)	7.00 (0.275)	7.60 (0.300)	4.30 (0.170)	2.50 (0.100)

MATERIALS

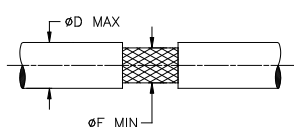
- INSULATION SLEEVE: Heat-shrinkable, transparent blue, radiation cross-linked modified polyvinylidene fluoride.
- SOLDER PREFORM WITH FLUX:
SOLDER: TYPE Sn63 per ANSI J-STD-006.
FLUX: TYPE ROL1 per ANSI-J-STD-004.
THERMAL INDICATOR: Color change violet to colorless.
- MELTABLE RINGS: Thermally stabilized thermoplastic. Color: blue.
- PRE-INSTALLED LEAD: MIL-W-22759/32-22-XX*. (Raychem 55A0111-22-XX*)
*XX: Part name and lead callout shall be replaced with lead color designation per MIL-STD-681.
Colors available: solid and with single stripe.

APPLICATION

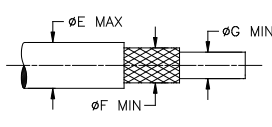
- These parts are designed to provide an environment protected shield termination on cables, rated for 105°C minimum, meeting the dimensional criteria listed and having tin or silver plated shields and insulation compatible with the insert material. For compatible insulations, see SAE-AS83519/2 or consult TE Connectivity.
- When installed per Raychem process standard RCPS-100-70, assemblies will meet those requirements of Raychem Specification RT-1404 and SAE-AS83519/2.
- For assembly information, refer to Raychem document RCPS-100-70.
- Parts shall be marked with identification code per table.

For best results, prepare the cable as shown:

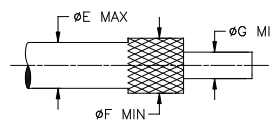
- Strip length of shield: 6.35 – 8.25 (.250 - .325)
- Use methods (a) or (b) with cable rated for 125°C and above. Use method (c) for cables rated for 105°C and cable with spiral wrapped shields.



a) Window Strip



b) End Strip



c) End Strip with Fold Back

		Raychem THERMOFIT DEVICES	TITLE: SOLDERSLEEVE* SHIELD TERMINATION ENVIRONMENT RESISTANT WITH LEAD		
Unless otherwise specified dimensions are in millimeters. [Inches dimensions are shown in brackets]			DOCUMENT NO.: S02-07/08/-10-R-XX		
TOLERANCES: 0.00 N/A 0.0 N/A 0 N/A	ANGLES: N/A ROUGHNESS IN MICRON	TE Connectivity reserves the right to amend this drawing at any time. Users should evaluate the suitability of the product for their application.	REV : 3	DATE : 30-Mar-2020	
DRAWN BY: M. FORONDA	DATE: 27-SEP-00	ECO: ECO-20-004510	SCALE: NTS	SIZE: A	SHEET: 1 of 1

© 2020 TE Connectivity Ltd. Family of Companies. All Rights Reserved.

If this document is printed it becomes uncontrolled. Check for the latest revision.

*TE Connectivity, TE connectivity (logo), Raychem, THERMOFIT, SolderSleeve are trademarks

X-ON Electronics

Largest Supplier of Electrical and Electronic Components

Click to view similar products for [TE Connectivity](#) manufacturer:

Other Similar products are found below :

[D38999/24FJ4AN](#) [570416-000](#) [CLTEQ-M81CE-SSRELAY-4-20V](#) [4-1195131-0](#) [650069-000](#) [SMD100-2](#) [358838-000](#) [CB-1022B-78](#)
[RM707012](#) [RP410012](#) [MMS42](#) [1-640426-8](#) [2EDL4CM](#) [DTS20W19-11PD-3028-LC](#) [RM202615](#) [NC6-P104-06](#) [MSPS103B](#) [DTS26F21-41HE-LC](#) [DTS26F21-41AE](#) [DTS26F21-41PE-LC](#) [DTS26F21-11SE-3028-LC](#) [30DCB6](#) [1932144-1](#) [293545-4](#) [LVR125S](#) [MS27466T25F4PB](#)
[CKB-38-78010](#) [TR04AI-TINELLOCKRING](#) [1206SFF150F/63-2](#) [D38999/20JB35HA](#) [TE1500A2R2J](#) [D38999/20WC8BB](#) [DTS24F19-11SC-3028-LC](#) [D38999/24WG11HA](#) [D38999/24WG11HN](#) [MS27467T21F11H](#) [DJT16E21-11HA](#) [MS27467T21F35J](#) [MS27467T21F11J](#)
[MS27467T21F16H-LC](#) [MS27467T21F35H](#) [MS27467T21F41H-LC](#) [1206SFH150F/24-2](#) [RP330024](#) [DJT16E21-11PA-LC](#) [DJT16E21-11HA-LC](#) [DJT16E21-11AA](#) [MS27467T21B11JA](#) [DJT16E21-11JA](#) [MS27467T21B11JA-LC](#)