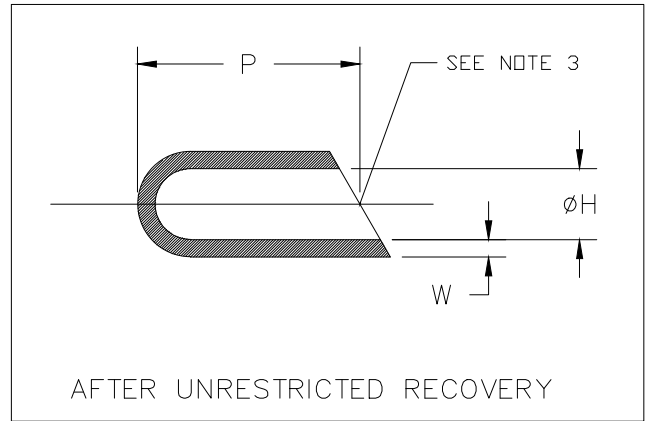
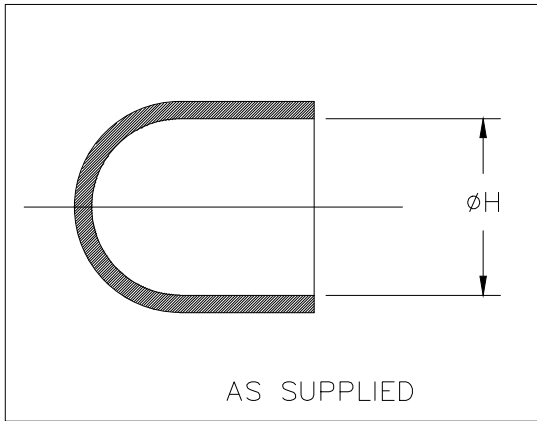


REVISIONS

P	LTR	DESCRIPTION	DATE	DWN	APVD
	W	PRODUCTION ISSUE	18JAN2019	PNT	MT



PART NUMBER	H		P	W
	Min a	Max b	Min b	$\pm 20\%$ b
101A011	5.1 [.20]	2.0 [.08]	22.9 [.90]	1.02 [.04]
101A021	7.4 [.29]	3.3 [.13]	25.4 [1.00]	1.27 [.05]
101A031	10.2 [.40]	4.6 [.18]	30.5 [1.20]	1.52 [.06]
101A041	15.2 [.60]	6.4 [.25]	40.6 [1.60]	1.78 [.07]
101A052	20.6 [.81]	9.4 [.37]	61.0 [2.40]	2.03 [.08]
101A062	25.4 [1.00]	11.4 [.45]	68.6 [2.70]	2.29 [.09]
101A073	39.4 [1.55]	18.0 [.71]	91.4 [3.60]	2.54 [.10]
101A083	50.8 [2.00]	22.9 [.90]	101.6 [4.00]	2.79 [.11]
101A094	83.8 [3.30]	38.1 [1.50]	114.3 [4.50]	3.05 [.12]

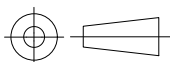
RELEASED FOR PUBLICATION

ALL RIGHTS RESERVED.

THIS DRAWING IS UNPUBLISHED.

COPYRIGHT - TE Connectivity Ltd.

DIMENSIONS: mm [INCHES]	DWN PRAVEEN N T	18JAN2019	MATERIAL SEE SHEET 2	FINISH -		
	CHK N NAGAR	18JAN2019	TE Connectivity Ltd.			
TOLERANCES UNLESS OTHERWISE SPECIFIED:	APVD M TAYLOR	18JAN2019			NAME CAP, ROUND END	
0 PLC $\pm -$	PRODUCT SPEC	-	SIZE	CAGE CODE	DRAWING NO	RESTRICTED TO
1 PLC $\pm 0.50$ [.10]	APPLICATION SPEC	-	A4	00779	101A011-XX-0THRU094-XX-0	-
2 PLC $\pm 0.25$ [.01]	WEIGHT	-	CUSTOMER DRAWING			SCALE
3 PLC $\pm 0.13$ [.005]			DNS			SHEET
4 PLC $\pm -$			1 OF 2			REV
ANGLES $\pm 1^\circ$			W			

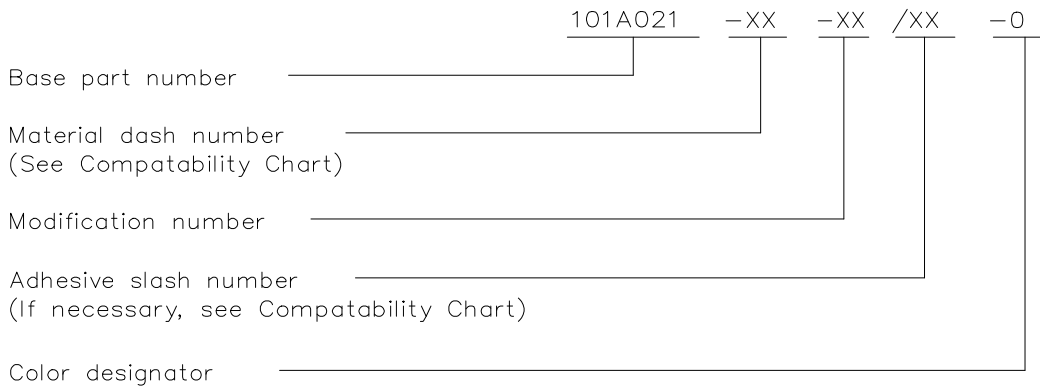


REVISIONS				
P	LTR	DESCRIPTION	DATE	APVD
	-	SEE SHEET 1	-	-

COMPATIBILITY CHART

MATERIAL DASH NO.	MATERIAL DESCRIPTION	RT SPEC	COATING SLASH NO.	COATING S NO.
-3	Polyolefin, Semi-rigid	RT-301	/42;/86;/180	S1017;S1048;S1030
-4	Polyolefin, Flexible	RT-1304	/42;/86;/180	S1017;S1048;S1030
-12	Fluoroelastomer, Flexible	RT-1312	N/A	N/A
-25	Elastomer, Fluid Resistant	RW-2070	/42;/86;/225	S1017;S1048;S1206
-100	Polyolefin, Semi-flexible Zerohal	RW-2082	/86;/180	S1048;S1030

ORDERING INFORMATION



NOTES

- Dimensions appearing in table are as follows:
  - a - As Supplied
  - b - After Unrestricted Recovery
- Coating is optional. As supplied dimensions appearing in table are for uncoated parts. When coating is added, entry diameters will be reduced by 1.5mm[.06] max.
- Recovered parts may have angularity of 30° - 45°.

THIS DRAWING IS UNPUBLISHED. ALL RIGHTS RESERVED. © COPYRIGHT - TE Connectivity Ltd.

DIMENSIONS: mm [INCHES]	DWN PRAVEEN N T 18JAN2019	MATERIAL -	FINISH -
	CHK N NAGAR 18JAN2019	TE Connectivity Ltd.	
TOLERANCES UNLESS OTHERWISE SPECIFIED:	APVD M TAYLOR 18JAN2019		
0 PLC ± -	PRODUCT SPEC -	SIZE A4	CAGE CODE 00779
1 PLC ± 0,50 [.10]	APPLICATION SPEC -	DRAWING NO G- 101A011-XX-0THRU094-XX-0	RESTRICTED TO -
2 PLC ± 0,25 [.01]	WEIGHT	SCALE DNS	
3 PLC ± 0,13 [.005]		SHEET 2 of 2	
4 PLC ± -		REV W	
ANGLES ± 1°	CUSTOMER DRAWING		

## X-ON Electronics

Largest Supplier of Electrical and Electronic Components

*Click to view similar products for [Heat Shrink Cable Boots & End Caps](#) category:*

*Click to view products by [TE Connectivity](#) manufacturer:*

Other Similar products are found below :

[577159N001](#) [645494-000](#) [CX4132-000](#) [687025-000](#) [705331-000](#) [718446-000](#) [725666N001](#) [729257-000](#) [F27131-000](#) [F85868-000](#) [770-003S106W2](#) [770-013210W1](#) [770-013311](#) [770-013312](#) [806542N001](#) [807507-000](#) [808362-000](#) [808618-000](#) [809125-000](#) [809130-000](#) [809218-000](#) [812014-000](#) [812047-000](#) [813166-000](#) [813767N002](#) [814741-000](#) [819117N001](#) [823026-000](#) [823070-000](#) [841189N001](#) [861471-000](#) [866647-000](#) [879515-000](#) [937577-000](#) [957073-000](#) [982033-2](#) [A77813-000](#) [R280576000](#) [D96192-000](#) [163549-000](#) [EN3BOOTLKIT](#) [MTPSRBCL-C](#) [1954015-1](#) [200W531-3-0](#) [202A163-4-0-CS5067](#) [202A343-3-00-0](#) [202B221-13-0](#) [202B231-13-0](#) [202B563-25-07-0](#) [202C241-13-0](#)