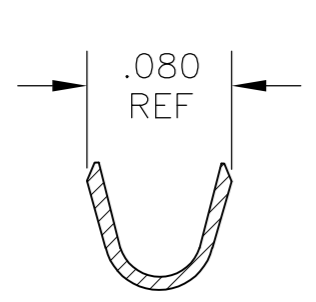
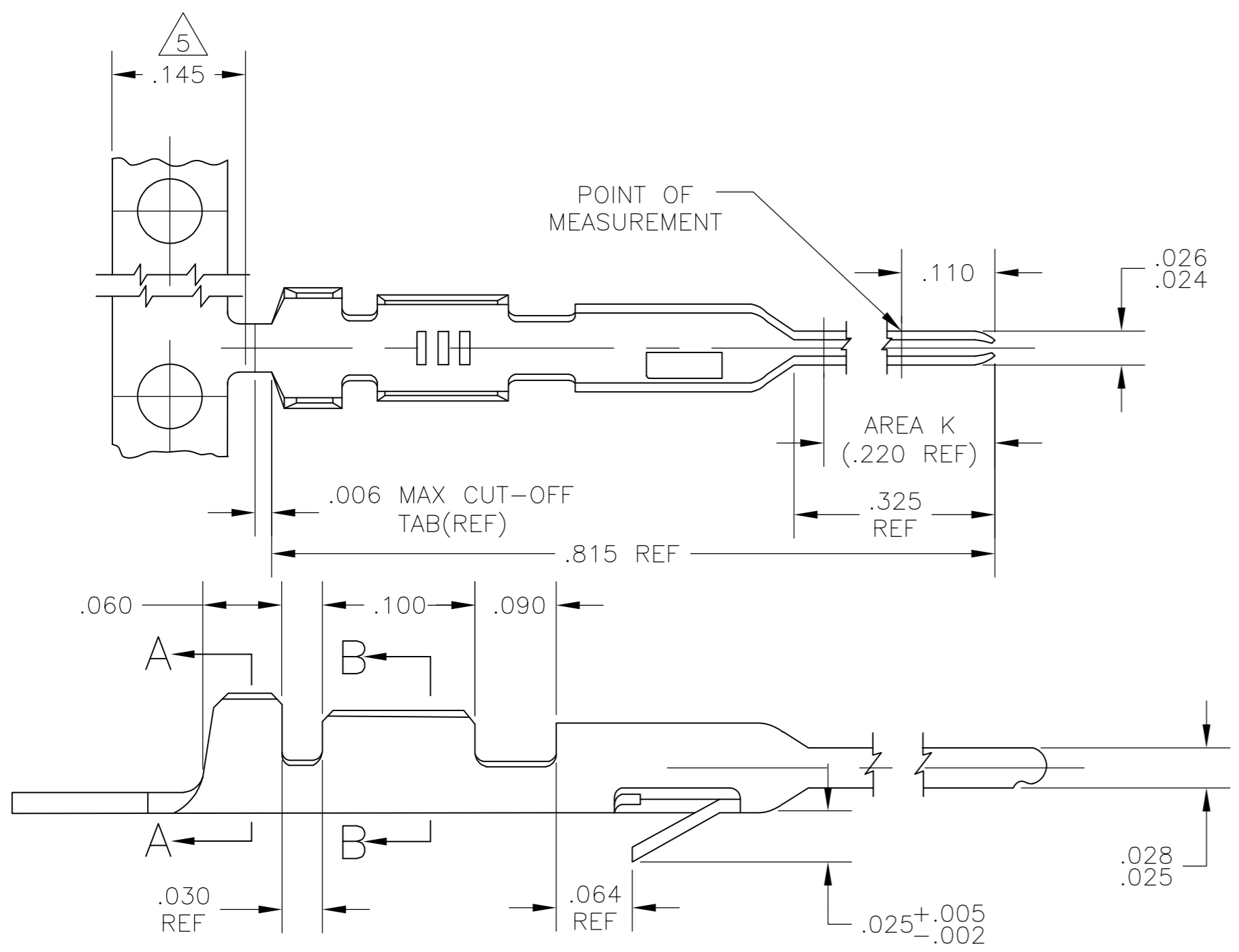
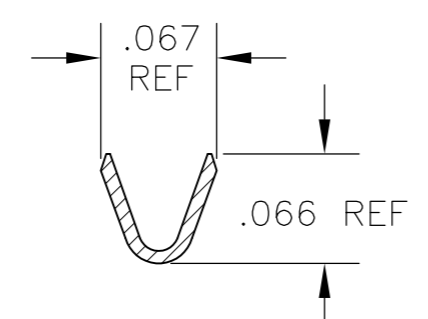


THIS DRAWING IS UNPUBLISHED. RELEASED FOR PUBLICATION  
 © COPYRIGHT - By - ALL RIGHTS RESERVED.

| LOC |     | DIST        |      | REVISIONS                 |         |    |     |
|-----|-----|-------------|------|---------------------------|---------|----|-----|
| P   | LTR | DESCRIPTION | DATE | DWN                       | APVD    |    |     |
|     |     | D1          |      | REVISED PER ECO-11-004917 | 11MAR11 | RK | HMR |



INSULATION RANGE .061 MAX  
SECTION A-A



WIRE RANGE #22-#26  
SECTION B-B

- 1 .000015 ON AREA K, GOLD FLASH ON REMAINDER , OVER .000050 NICKEL.
- 2 .000030 GOLD ON AREA K, GOLD FLASH ON REMAINDER , OVER .000050 NICKEL.
- 3 .000100 TO .000200 BRIGHT TIN OVER .000030 MIN NICKEL ENTIRE CONTACT.
- 4. USE HAND TOOL 90340-1 FOR CRIMPING LOOSE PIECE CONTACTS.
- 5 GOLD PLATING NOT REQUIRED IN THIS AREA(GOLD PLATED PART ONLY).
- 6 .000100 TO .000200 MATTE TIN OVER .000030 MIN NICKEL ENTIRE CONTACT.

|                      |        |            |
|----------------------|--------|------------|
| 5-102107-3           | 6      | 5-102095-4 |
| 102107-3             | 3      | 102095-4   |
| 102107-2             | 2      | 102095-3   |
| 102107-1             | 1      | 102095-2   |
| LOOSE PIECE PART NO. | FINISH | PART NO.   |

|   |           |        |         |           |            |               |       |   |   |       |   |   |       |   |      |       |   |   |        |   |   |              |
|---|-----------|--------|---------|-----------|------------|---------------|-------|---|---|-------|---|---|-------|---|------|-------|---|---|--------|---|---|--------------|
| THIS DRAWING IS A CONTROLLED DOCUMENT.  |           | DWN    | 3-31-78 |           |            |               |       |   |   |       |   |   |       |   |      |       |   |   |        |   |   |              |
| DIMENSIONS: INCHES  |           | CHK    | 4-10-78 |           |            |               |       |   |   |       |   |   |       |   |      |       |   |   |        |   |   |              |
| TOLERANCES UNLESS OTHERWISE SPECIFIED:  |           | APVD   | 4-14-78 |           |            |               |       |   |   |       |   |   |       |   |      |       |   |   |        |   |   |              |
| <table border="1"> <tr><td>0 PLC</td><td>±</td><td>-</td></tr> <tr><td>1 PLC</td><td>±</td><td>-</td></tr> <tr><td>2 PLC</td><td>±</td><td>-</td></tr> <tr><td>3 PLC</td><td>±</td><td>.005</td></tr> <tr><td>4 PLC</td><td>±</td><td>-</td></tr> <tr><td>ANGLES</td><td>±</td><td>-</td></tr> </table> |           | 0 PLC  | ±       |           |            | -             | 1 PLC | ± | - | 2 PLC | ± | - | 3 PLC | ± | .005 | 4 PLC | ± | - | ANGLES | ± | - | PRODUCT SPEC |
| 0 PLC   | ±         | -      |         |           |            |               |       |   |   |       |   |   |       |   |      |       |   |   |        |   |   |              |
| 1 PLC   | ±         | -      |         |           |            |               |       |   |   |       |   |   |       |   |      |       |   |   |        |   |   |              |
| 2 PLC   | ±         | -      |         |           |            |               |       |   |   |       |   |   |       |   |      |       |   |   |        |   |   |              |
| 3 PLC   | ±         | .005   |         |           |            |               |       |   |   |       |   |   |       |   |      |       |   |   |        |   |   |              |
| 4 PLC   | ±         | -      |         |           |            |               |       |   |   |       |   |   |       |   |      |       |   |   |        |   |   |              |
| ANGLES  | ±         | -      |         |           |            |               |       |   |   |       |   |   |       |   |      |       |   |   |        |   |   |              |
| MATERIAL  | FINISH    | WEIGHT | SIZE    | CAGE CODE | DRAWING NO | RESTRICTED TO |       |   |   |       |   |   |       |   |      |       |   |   |        |   |   |              |
| PHOS. BRONZE  | SEE TABLE | -      | A2      | 00779     | C=102095   | -             |       |   |   |       |   |   |       |   |      |       |   |   |        |   |   |              |
| CUSTOMER DRAWING  |           |        | SCALE   | SHEET     | REV        |               |       |   |   |       |   |   |       |   |      |       |   |   |        |   |   |              |
|   |           |        | 10:1    | 1 of 1    | D1         |               |       |   |   |       |   |   |       |   |      |       |   |   |        |   |   |              |

## X-ON Electronics

Largest Supplier of Electrical and Electronic Components

*Click to view similar products for [Headers & Wire Housings](#) category:*

*Click to view products by [TE Connectivity](#) manufacturer:*

Other Similar products are found below :

[892-18-020-10-001101](#) [58102-G61-06LF](#) [582553-1](#) [0009485154](#) [009176003701906](#) [0050291907](#) [LY20-4P-DT1-P1E-BR](#) [02.125.8002.8](#)  
[609-3404](#) [61062-3](#) [61082-181009](#) [622-3653LF](#) [63453-116](#) [636-1030](#) [636-1427](#) [636-3427](#) [636-4007](#) [641938-9](#) [641991-4](#) [644827-2](#) [65817-](#)  
[010LF](#) [65817-015LF](#) [65863-015LF](#) [66207-023LF](#) [67095-007LF](#) [67601157](#) [68645-018](#) [68648-049](#) [70.362.1628.0](#) [70-4210](#) [70-4226B](#) [70-](#)  
[4853B](#) [707-5020](#) [707-5028](#) [71.350.2428.0](#) [71918-208LF](#) [71961-016LF](#) [733-134](#) [733-162](#) [754199-000](#) [760-3052](#) [79531-3000](#) [FCN-](#)  
[360C032-B](#) [FCN-367T-T012/H](#) [FCN-723D010/2](#) [80.063.4001.1](#) [800-90-010-10-002000](#) [801-43-002-10-013000](#) [801-43-006-10-002000](#)  
[801-93-011-10-001000](#)