THIS DRAWING IS UNPUBLISHED
VERTRAULICH - UNVERÖFFENTLICHT ZEICHNUNG
© COPYRIGHT 2013 Tyco Electronics AMP GmbH
RELEASED FOR PUBLICATION - 2013
FREI FUER VEROEFFENTLICHUNG
ALL RIGHTS RESERVED.
ALLE RECHTE VORBEHALTEN.

MATED WITH PASSEND ZU: 9

DEUTSCH REFERENCE DRAWING NO. : 1028-005-0305 REV. B (ENVELOPE DRAWING)

LOC	DIST
A1	-

PROJEKT NR. DEUTSCH 61112

REVISIONS
ABEANDERUNGEN

P	LTR	DESCRIPTION BESCHREIBUNG	DATE	DWN	APVD
	A	NEW DRAWING	10JUN2013	MT	CE
	A1	REVISED PER PCN E-20-014332	07OCT2020	CK	GL

10 DELIVERY CONDITION AS SHOWN
Lieferzustand wie gezeigt

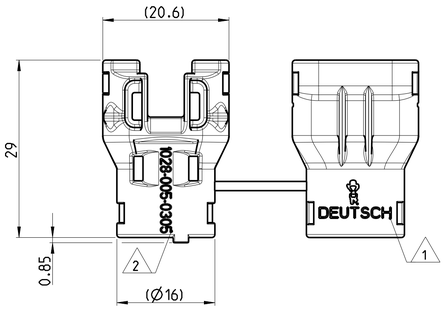

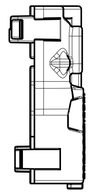

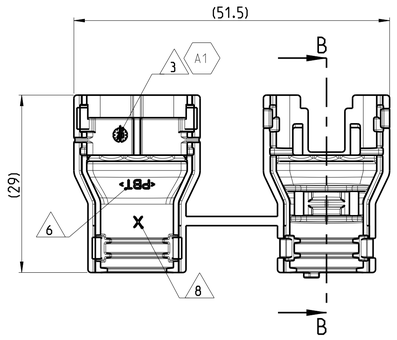

SECTION B-B
Schnitt
SCALE 5:1
Maßstab

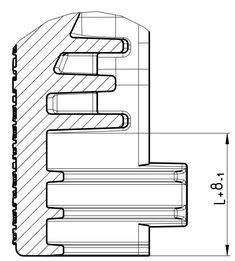

L = LENGTH OF CORRUGATED TUBE
Länge des Wellrohrs

NOTES
Bemerkungen

1. DEUTSCH LOGO
   DEUTSCH Logo
2. DEUTSCH PART-NO
   DEUTSCH Teil-Nr.
3. PRODUCTION DATE
   Produktionsdatum
4. BULK PACKAGING IN PLASTIC BAG
   Schuettgut im Plastikbeutel
5. MALFUNCTION CAUSED BY LAQUER IS NOT COVER BY TE WARRANTY
   Funktionsbeeintraechtigung durch Lackieren liegt nicht im Einfluss und Gewaehrleistungsumfang von TE
6. MATERIAL MARKING ACCORDING TO VDA 260
   Werkstoffkennzeichnung nach VDA 260
7. FOR CORRUGATED TUBES: NW 8.5
   Fuer Wellrohre: NW 8.5
8. MOULD CAVITY MARKING (IF NECESSARY)
   Nestmarkierung (falls notwendig)
9. MATED WITH ALL MODIFICATION OF DTM(H)06-03S (WITHOUT ANY WELDED / MOUNTED PARTS)
   Passend zu allen Varianten von DTM(H)06-03S (ohne verschweißte / montierte Teile)
10. BASED ON THE HINGE MECHANISM OF THE CAP. THE DELIVERY CONDITION CAN BE DIFFERENT TO THE SHOWN STATUS.
    Basierend auf dem Klappmechanismus der Kappe. kann der Lieferzustand von der dargestellten Ansicht abweichen.

CLOSED (MOUNTED) CONDITION AS SHOWN
Geschlossener (montierter) Zustand wie gezeigt

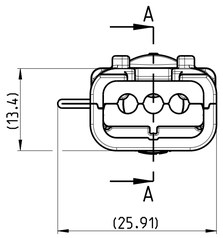

SECTION A-A
Schnitt

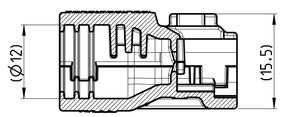

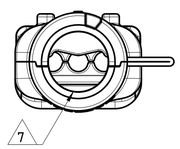

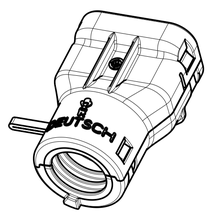

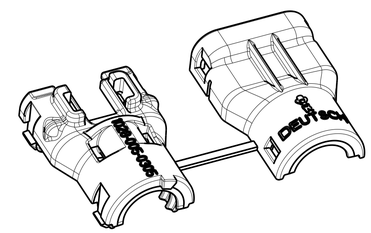

ORDER-NO. Bestell-Nr.	REV.	WEIGHT (g)	MATERIAL	COLOUR Farbe	DESCRIPTION Beschreibung	ITEM
1028-005-0305	A	3.3	PBT	BLACK schwarz	COVER, DTM06-03S-BS180 Kappe, DTM06-03S-BS180	1

TOLERANCES UNLESS OTHERWISE SPECIFIED ACC. TO DIN 16901-140 CENTRIC TO NOMINAL DIMENSION. EDITION 1982-11 SHALL APPLY.
Freimasstoleranzen nach DIN 16901-140. Es gilt die Ausgabe 1982-11.

DIESE ZEICHNUNG IST EIN KONTROLLIERTES DOKUMENT.
BEMASSUNGEN UND TOLERANZEN GEMAESS GPS (ISO STANDARDS).

THIS DRAWING IS A CONTROLLED DOCUMENT.
DIMENSIONING AND TOLERANCING PER GPS (ISO STANDARDS).

DIMENSIONS: MASSEINHEITEN: mm

TOLERANCES UNLESS OTHERWISE SPECIFIED: ALLGEMEINTOLERANZEN ACC. TO ISO 8015
0 PLC ±-
1 PLC ±-
2 PLC ±-
3 PLC ±-
ANGLES/WINKEL ±1°

MATERIAL: SEE TABLE Siehe Tabelle
FINISH/OBERFLAECHE/FARBE: SEE TABLE Siehe Tabelle

DWN M.Tadapatri 10JUN2013
CHK C.Finzer 11JUN2013
APVD Ch.Eberwein 11JUN2013
PRODUCT SPEC PRODUKTSPEZ. -
APPLICATION SPEC VERARBEITUNGSSPEZ. -
WEIGHT GEWICHT SEE TABLE

TE Connectivity

NAME
COVER, DTM06-03S-BS180
Kappe, DTM06-03S-BS180
BACKSHELL STRAIGHT (180 DEGREE)

SIZE	CAGE CODE	DRAWING NO ZEICHNUNGS-NR.	RESTRICTED TO NUR FUER
A1	00779	C-1028-005-0305	-

Customer Drawing /KUNDENZEICHNUNG | SCALE MASSSTAB 2:1 | SHEET BLATT 1 OF VON 1 | REV A1

4805 (3/11)

X-ON Electronics

Largest Supplier of Electrical and Electronic Components

Click to view similar products for Automotive Connectors ***category:***

Click to view products by TE Connectivity ***manufacturer:***

Other Similar products are found below :

003-018-000 60403001 60993906-B M902-2131 M902-2161 72.330.1035.1 73.353.4028.0 F119300-B F166900 F258300-B F358300-B F407400 F444110 F487000 F509500B-B 827153-1 8N1515-32-24P 9-1326729-8 925474-1 928905-1 964562-4 968782-1 GT17SA-8DS-HU 98891-1012 98947-1016 12004147 12004475-L 12010290 12010309-B 12015454 12020219-B 12020308 12041318-B 12052225-L 12052466 12059125 12064869 12004327-B 12010503-B 12015308 12015384 12015909 1-21030-1 12041254 12041318 12047946-B 12047957 12047957-L 12059473 12066261