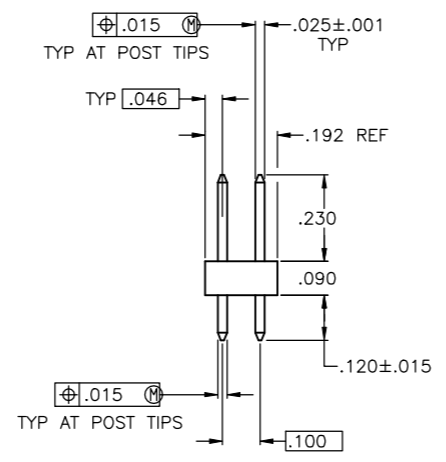
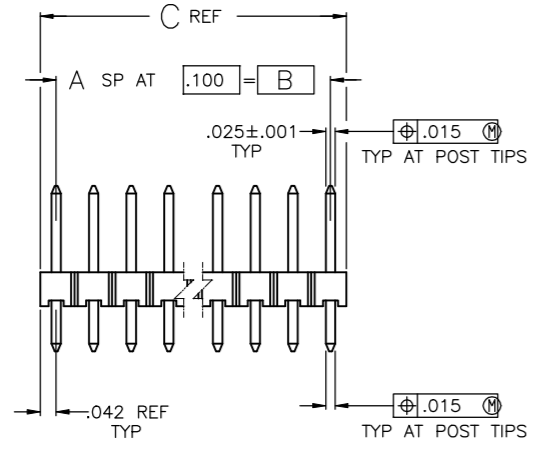
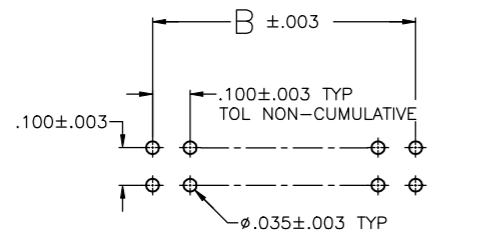


THIS DRAWING IS UNPUBLISHED. RELEASED FOR PUBLICATION. ALL RIGHTS RESERVED.

REVISIONS					
#	LTR	DESCRIPTION	DATE	DMN	APPD
P5		REVISED PER ECO-16-012733	01SEP2016	NK	MM
P6		REVISED PER ECO-18-014731	18SEP2018	RS	MM



- 1 TRUE POSITION TOLERANCE OF THE POST TIPS APPLIES WHEN THE HEADERS ARE HELD FLAT AGAINST THE PRINTED CIRCUIT BOARD.
- 2 ASSEMBLY MAY BE BROKEN TO THE DESIRED NUMBER OF POSITIONS.
- 3 .000100-.000200 MATTE TIN-LEAD OVER .000050 NICKEL.
- 4 .000100-.000200 BRIGHT TIN OVER .000050 NICKEL.
- 5 PRELIMINARY PART - NOT RELEASED FOR PRODUCTION.
- 6 HOUSING MATERIAL: FLAME RETARDANT THERMOPLASTIC; COLOR-BLACK.
- 7 OBSOLETE PARTS: OBSOLETE CIS STREAMLINING PER D.RENAUD/D.SINISI



RECOMMENDED HOLE LAYOUT

PLATING	C	B	A	NO OF POSN	PART NUMBER	
3	4	1.684	1.600	16	34	4-103328-9
3	4	1.284	1.200	12	26	4-103328-8
3	4	.884	.800	8	18	4-103328-7
3	4	.584	.500	5	12	4-103328-6
3	4	3.984	3.900	39	80	4-103328-5
3	4	.984	.900	9	20	4-103328-4
3	4	.684	.600	6	14	4-103328-3
3	4	.284	.200	2	6	4-103328-2
3	4	.084	—	—	2	4-103328-1
3	3	3.984	3.900	39	80	4-103328-0
3	3	3.884	3.800	38	78	3-103328-9
3	3	3.784	3.700	37	76	3-103328-8
3	3	3.684	3.600	36	74	3-103328-7
3	3	3.584	3.500	35	72	3-103328-6
3	3	3.484	3.400	34	70	3-103328-5
3	3	3.384	3.300	33	68	3-103328-4
3	3	3.284	3.200	32	66	3-103328-3
3	3	3.184	3.100	31	64	3-103328-2
3	3	3.084	3.000	30	62	3-103328-1
3	3	2.984	2.900	29	60	3-103328-0
3	3	2.884	2.800	28	58	2-103328-9
3	3	2.784	2.700	27	56	2-103328-8
3	3	2.684	2.600	26	54	2-103328-7
3	3	2.584	2.500	25	52	2-103328-6
3	3	2.484	2.400	24	50	2-103328-5
3	3	2.384	2.300	23	48	2-103328-4
3	3	2.284	2.200	22	46	2-103328-3
3	3	2.184	2.100	21	44	2-103328-2
3	3	2.084	2.000	20	42	2-103328-1
3	3	1.984	1.900	19	40	2-103328-0
3	3	1.884	1.800	18	38	1-103328-9
3	3	1.784	1.700	17	36	1-103328-8
3	3	1.684	1.600	16	34	1-103328-7
3	3	1.584	1.500	15	32	1-103328-6
3	3	1.484	1.400	14	30	1-103328-5
3	3	1.384	1.300	13	28	1-103328-4
3	3	1.284	1.200	12	26	1-103328-3
3	3	1.184	1.100	11	24	1-103328-2
3	3	1.084	1.000	10	22	1-103328-1
3	3	.984	.900	9	20	1-103328-0
3	3	.884	.800	8	18	103328-9
3	3	.784	.700	7	16	103328-8
3	3	.684	.600	6	14	103328-7
3	3	.584	.500	5	12	103328-6
3	3	.484	.400	4	10	103328-5
3	3	.384	.300	3	8	103328-4
3	3	.284	.200	2	6	103328-3
3	3	.184	.100	1	4	103328-2
3	3	.084	—	—	2	103328-1

7 SUPERSEDED BY 6-146254-1

THIS DRAWING IS A CONTROLLED DOCUMENT. DMN: J. MARTINELLI 10/15/92
 CHK: JOHN KNITTLE 23NOV92
 APPD: B. FLINCHBAUGH 23NOV92

STE TE Connectivity

ASSEMBLY, HEADER, BREAKAWAY, MOD II, DOUBLE ROW, .100 X .100 C/L, VERTICAL, WITH .025 SQUARE POSTS

MATERIAL: COPPER ALLOY POST: SEE TABLE FINISH: SEE TABLE

WEIGHT: —

SIZE: A1 CASE CODE: 00779 DRAWING NO: 103328

CUSTOMER DRAWING SCALE: 4:1 SHEET 1 OF 1 REV: P6

X-ON Electronics

Largest Supplier of Electrical and Electronic Components

Click to view similar products for [Headers & Wire Housings](#) category:

Click to view products by [TE Connectivity](#) manufacturer:

Other Similar products are found below :

[892-18-020-10-001101](#) [58102-G61-06LF](#) [582553-1](#) [0009485154](#) [009176003701906](#) [0050291907](#) [LY20-4P-DT1-P1E-BR](#) [02.125.8002.8](#)
[609-3404](#) [61062-3](#) [61082-181009](#) [622-3653LF](#) [63453-116](#) [636-1030](#) [636-1427](#) [636-3427](#) [636-4007](#) [641938-9](#) [641991-4](#) [644827-2](#) [65817-](#)
[010LF](#) [65817-015LF](#) [65863-015LF](#) [66207-023LF](#) [67095-007LF](#) [67601157](#) [68645-018](#) [68648-049](#) [70.362.1628.0](#) [70-4210](#) [70-4226B](#) [70-](#)
[4853B](#) [707-5020](#) [707-5028](#) [71.350.2428.0](#) [71918-208LF](#) [71961-016LF](#) [733-134](#) [733-162](#) [754199-000](#) [760-3052](#) [787-8014-00](#) [79531-3000](#)
[FCN-360C032-B](#) [FCN-367T-T012/H](#) [FCN-723D010/2](#) [80.063.4001.1](#) [800-90-001-10-001000](#) [800-90-010-10-002000](#) [801-43-002-10-013000](#)