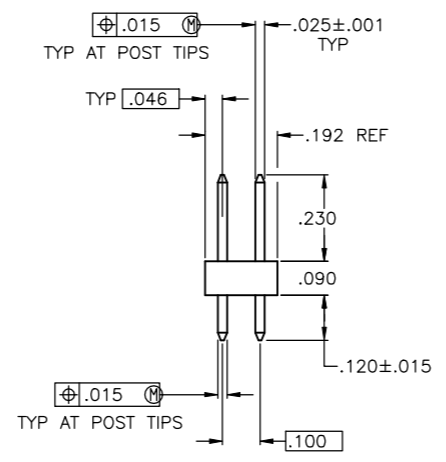
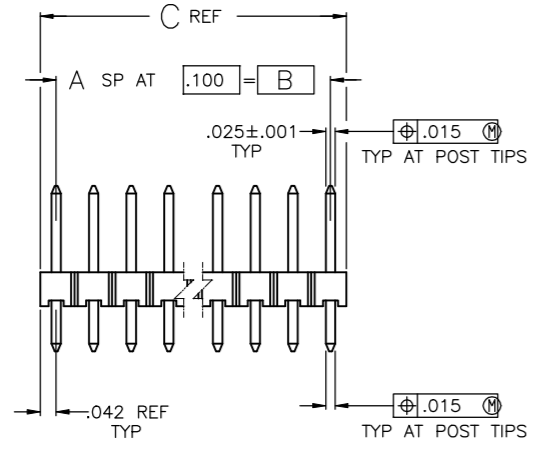


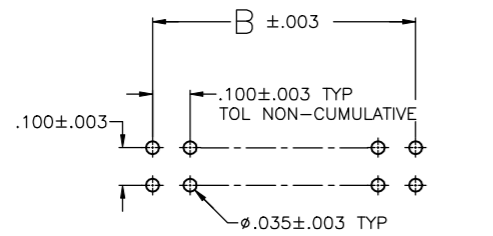
THIS DRAWING IS UNPUBLISHED. RELEASED FOR PUBLICATION. ALL RIGHTS RESERVED.

REVISIONS					
#	LTR	DESCRIPTION	DATE	DMN	APPD
P5		REVISED PER ECO-16-012733	01SEP2016	NK	MM
P6		REVISED PER ECO-18-014731	18SEP2018	RS	MM



△	△	1.684	1.600	16	34	4-103328-9
△	△	1.284	1.200	12	26	4-103328-8
△	△	.884	.800	8	18	4-103328-7
△	△	.584	.500	5	12	4-103328-6
△	△	3.984	3.900	39	80	4-103328-5
△	△	.984	.900	9	20	4-103328-4
△	△	.684	.600	6	14	4-103328-3
△	△	.284	.200	2	6	4-103328-2
△	△	.084	—	—	2	4-103328-1
△	△	3.984	3.900	39	80	4-103328-0
△	△	3.884	3.800	38	78	3-103328-9
△	△	3.784	3.700	37	76	3-103328-8
△	△	3.684	3.600	36	74	3-103328-7
△	△	3.584	3.500	35	72	3-103328-6
△	△	3.484	3.400	34	70	3-103328-5
△	△	3.384	3.300	33	68	3-103328-4
△	△	3.284	3.200	32	66	3-103328-3
△	△	3.184	3.100	31	64	3-103328-2
△	△	3.084	3.000	30	62	3-103328-1
△	△	2.984	2.900	29	60	3-103328-0
△	△	2.884	2.800	28	58	2-103328-9
△	△	2.784	2.700	27	56	2-103328-8
△	△	2.684	2.600	26	54	2-103328-7
△	△	2.584	2.500	25	52	2-103328-6
△	△	2.484	2.400	24	50	2-103328-5
△	△	2.384	2.300	23	48	2-103328-4
△	△	2.284	2.200	22	46	2-103328-3
△	△	2.184	2.100	21	44	2-103328-2
△	△	2.084	2.000	20	42	2-103328-1
△	△	1.984	1.900	19	40	2-103328-0
△	△	1.884	1.800	18	38	1-103328-9
△	△	1.784	1.700	17	36	1-103328-8
△	△	1.684	1.600	16	34	1-103328-7
△	△	1.584	1.500	15	32	1-103328-6
△	△	1.484	1.400	14	30	1-103328-5
△	△	1.384	1.300	13	28	1-103328-4
△	△	1.284	1.200	12	26	1-103328-3
△	△	1.184	1.100	11	24	1-103328-2
△	△	1.084	1.000	10	22	1-103328-1
△	△	.984	.900	9	20	1-103328-0
△	△	.884	.800	8	18	103328-9
△	△	.784	.700	7	16	103328-8
△	△	.684	.600	6	14	103328-7
△	△	.584	.500	5	12	103328-6
△	△	.484	.400	4	10	103328-5
△	△	.384	.300	3	8	103328-4
△	△	.284	.200	2	6	103328-3
△	△	.184	.100	1	4	103328-2
△	△	.084	—	—	2	103328-1

- TRUE POSITION TOLERANCE OF THE POST TIPS APPLIES WHEN THE HEADERS ARE HELD FLAT AGAINST THE PRINTED CIRCUIT BOARD.
- ASSEMBLY MAY BE BROKEN TO THE DESIRED NUMBER OF POSITIONS.
- △ .000100-.000200 MATTE TIN-LEAD OVER .000050 NICKEL.
- △ .000100-.000200 BRIGHT TIN OVER .000050 NICKEL.
- △ PRELIMINARY PART - NOT RELEASED FOR PRODUCTION.
- △ HOUSING MATERIAL: FLAME RETARDANT THERMOPLASTIC; COLOR-BLACK.
- △ OBSOLETE PARTS: OBSOLETE CIS STREAMLINING PER D.RENAUD/D.SINISI



RECOMMENDED HOLE LAYOUT

△ SUPERSEDED BY 6-146254-1

THIS DRAWING IS A CONTROLLED DOCUMENT.		DMN: J. MARTINELLI 10/15/92	TE Connectivity	
DIMENSIONS: INCHES		CHK: JOHN KNITTLE 23NOV92	ASSEMBLY, HEADER, BREAKAWAY, MOD II, DOUBLE ROW, .100 X .100 C/L, VERTICAL, WITH .025 SQUARE POSTS	
TOLERANCES UNLESS OTHERWISE SPECIFIED:		APPD: B. FLINCHBAUGH 23NOV92	PRODUCT SPEC: —	
0 PLC ± —		NAME: —	APPLICATION SPEC: —	
1 PLC ± —		SIZE: —	CASE CODE: —	
2 PLC ± —		WEIGHT: —	DRAWING NO: 103328	
3 PLC ± .005		RESTRICTED TO: —	SCALE: 4:1	
4 PLC ± —		CUSTOMER DRAWING	SHEET 1 OF 1	
ANGLES: —		REV: P6		
FINISH: SEE TABLE				

X-ON Electronics

Largest Supplier of Electrical and Electronic Components

Click to view similar products for [Headers & Wire Housings](#) category:

Click to view products by [TE Connectivity](#) manufacturer:

Other Similar products are found below :

[892-18-020-10-001101](#) [58102-G61-06LF](#) [582553-1](#) [0009485154](#) [009176003701906](#) [0050291907](#) [LY20-4P-DT1-P1E-BR](#) [02.125.8002.8](#)
[609-3404](#) [61062-3](#) [61082-181009](#) [622-3653LF](#) [63453-116](#) [636-1030](#) [636-1427](#) [636-3427](#) [636-4007](#) [641938-9](#) [641991-4](#) [644827-2](#) [65817-010LF](#) [65817-015LF](#) [65863-015LF](#) [66207-023LF](#) [67095-007LF](#) [67601157](#) [68645-018](#) [68648-049](#) [70.362.1628.0](#) [70-4210](#) [70-4226B](#) [70-4853B](#) [707-5020](#) [707-5028](#) [71.350.2428.0](#) [71918-208LF](#) [71961-016LF](#) [733-134](#) [733-162](#) [754199-000](#) [760-3052](#) [787-8014-00](#) [79531-3000](#)
[FCN-360C032-B](#) [FCN-367T-T012/H](#) [FCN-723D010/2](#) [80.063.4001.1](#) [800-90-001-10-001000](#) [800-90-010-10-002000](#) [801-43-002-10-013000](#)