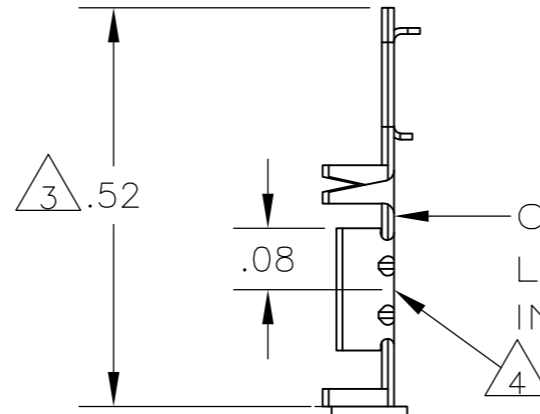
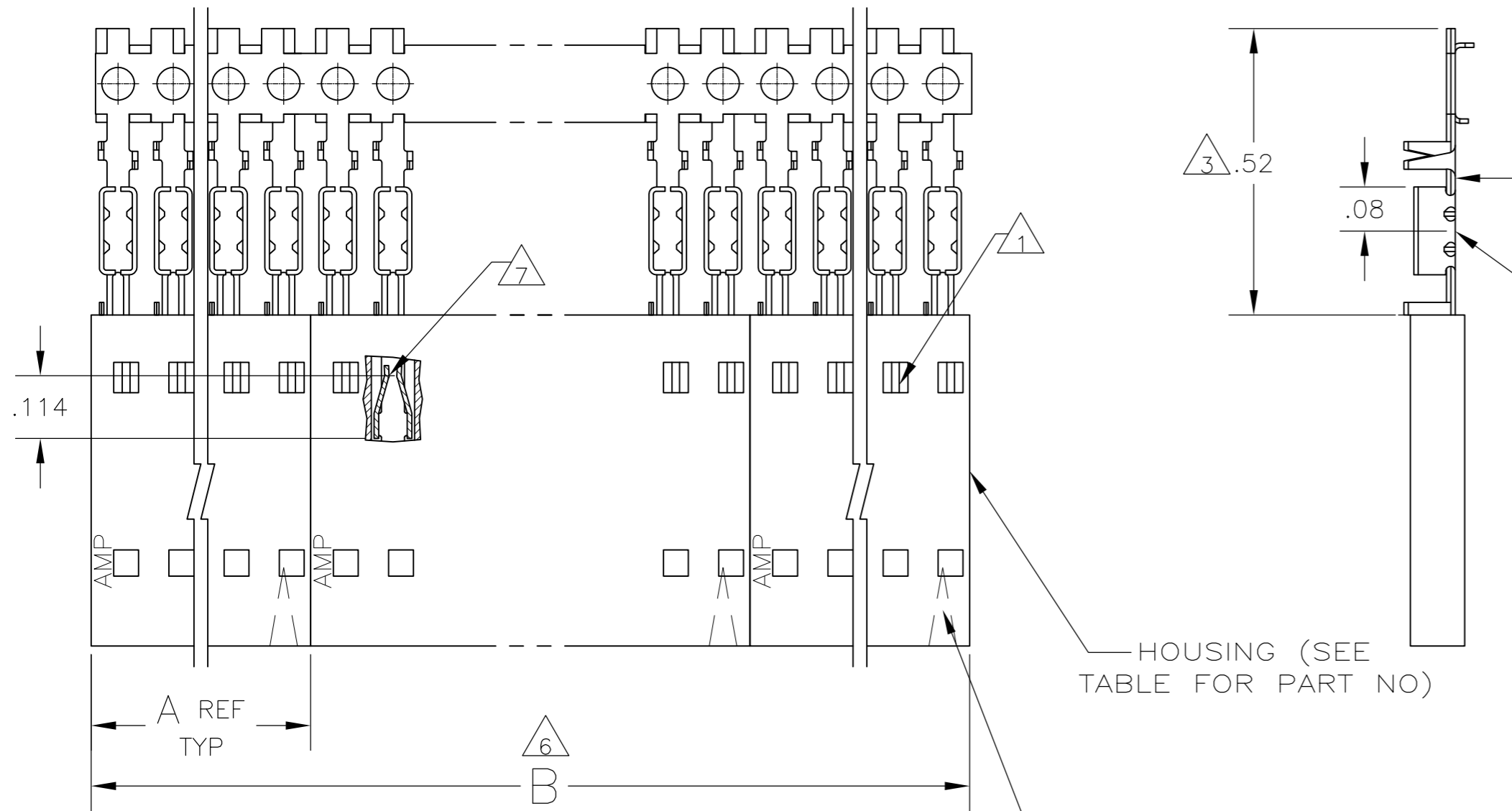


THIS DRAWING IS UNPUBLISHED. RELEASED FOR PUBLICATION  
 © COPYRIGHT - By - ALL RIGHTS RESERVED.

LOC		DIST		REVISIONS			
P	LTR	DESCRIPTION	DATE	DWN	APVD		
	H2	REVISED PER ECO-11-004820	11MAR11	RK	HMR		

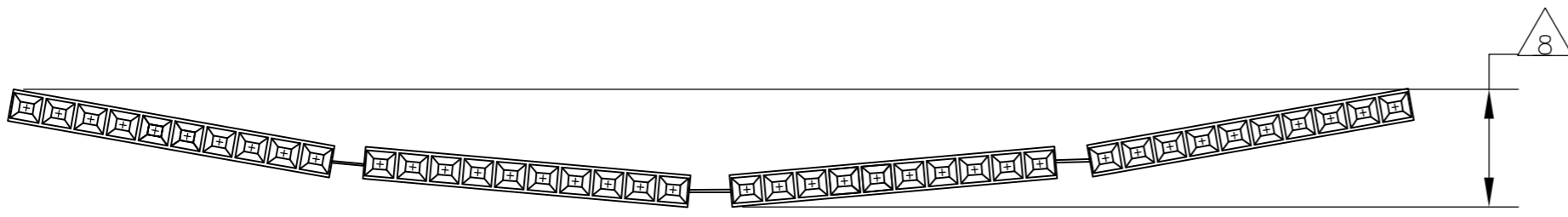
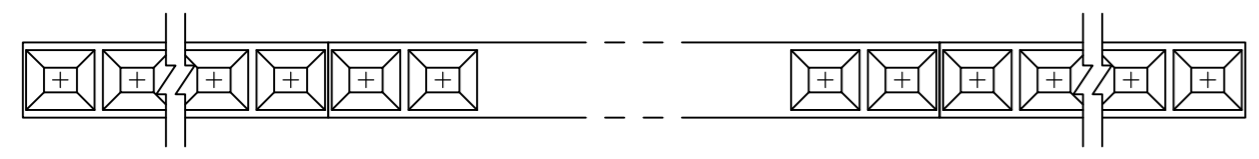


CONTACT IDENTIFICATION LETTER "B" (LOCATED IN THIS AREA)

HOUSING (SEE TABLE FOR PART NO)

POSITION #1 INDICATOR (FAR SIDE)

- 1 CONTACTS ARE LATCHED INTO THE PRELOAD WINDOWS
- 2 USE WITH #22-#26 AWG WIRE SIZE, .054/.030 INSULATION DIAMETER, .015 MAXIMUM INSULATION THICKNESS
- 3 THE DIMENSION APPLIES WITH THE FORWARD PRELOAD STOP IN CONTACT WITH THE HOUSING SURFACE
- 4 POINT OF MEASUREMENT FOR PLATING THICKNESS
- 5 FOR INDIVIDUAL ASSEMBLIES SEE PART NUMBER 103686
- 6 ASSEMBLIES ARE JOINED BY THE CARRIER STRIP. ORDER QUANTITY REFLECTS TOTAL NUMBER OF INDIVIDUAL ASSEMBLIES REQUIRED. SEE TABLE FOR NUMBER OF ASSEMBLIES PER STRIP.
- 7 POINT OF MEASUREMENT FOR PLATING THICKNESS (INSIDE BEAMS)
- 8 MAXIMUM ALLOWABLE BOW OF ASSEMBLY NOT TO EXCEED .055.
- 9 FINISH : CONTACTS : .000015 GOLD IN THE CONTACT AREA, .000050-.000100 BRIGHT TIN-LEAD ON THE TERMINATION AREA, ALL OVER .000050 NICKEL.
- 10 FINISH : CONTACTS : .000015 GOLD IN THE CONTACT AREA, .000050-.000100 MATTE TIN ON THE TERMINATION AREA, ALL OVER .000050 NICKEL.
- 11 OBSOLETE PARTS: OBSOLETE CIS STREAMLINING PER D.RENAUD/D.SINISI



EXAMPLE: STRIP ASSEMBLY  
SCALE 2:1

PLATING	6	B	A	HOUSING PART NUMBER	NO OF POSN	ASSEMBLY PART NUMBER ON STRIP
10	2	2.40	1.198	1-103688-1	12	6-103975-1
10	2	2.20	1.098	1-103688-0	11	6-103975-0
10	2	2.00	.998	103688-9	10	5-103975-9
10	2	1.80	.898	103688-8	9	5-103975-8
10	2	1.60	.798	103688-7	8	5-103975-7
10	2	1.40	.698	103688-6	7	5-103975-6
10	4	2.39	.598	103688-5	6	5-103975-5
10	4	1.99	.498	103688-4	5	5-103975-4
10	5	1.99	.398	103688-3	4	5-103975-3
10	8	2.40	.298	103688-2	3	5-103975-2
10	10	2.00	.198	103688-1	2	5-103975-1
9	2	2.40	1.198	1-103688-1	12	1-103975-1
9	2	2.20	1.098	1-103688-0	11	1-103975-0
9	2	2.00	.998	103688-9	10	103975-9
9	2	1.80	.898	103688-8	9	103975-8
9	2	1.60	.798	103688-7	8	103975-7
9	2	1.40	.698	103688-6	7	103975-6
9	4	2.39	.598	103688-5	6	103975-5
9	4	1.99	.498	103688-4	5	103975-4
9	5	1.99	.398	103688-3	4	103975-3
9	8	2.40	.298	103688-2	3	103975-2
9	10	2.00	.198	103688-1	2	103975-1

11 OBSOLETE

11 SUPERSEDED

11 OBSOLETE

THIS DRAWING IS A CONTROLLED DOCUMENT. DWN L.MAYER 29 SEPT 86  
 CHK P.C.DEJONG 12 NOV 86  
 APVD P.C.DEJONG 12 NOV 86

**STE** TE Connectivity

ASSY, AMPMODU MTE, RECEPTACLE, SINGLE ROW, .100 C/L, FOR NO 22-NO 26 AWG WIRE SIZE, STRIP FORM

108-25034  
114-25026

SIZE A2 CAGE CODE 00779 DRAWING NO C=103975

SCALE 4:1 SHEET 1 OF 1 REV H2

## X-ON Electronics

Largest Supplier of Electrical and Electronic Components

*Click to view similar products for [Headers & Wire Housings](#) category:*

*Click to view products by [TE Connectivity](#) manufacturer:*

Other Similar products are found below :

[95000-104TRLF](#) [10135584-644402LF](#) [DF62W-EP2022PCA](#) [95000-106TRLF](#) [DF62W-2022SCA](#) [DF62W-EP2022PC](#) [2203348](#) [DF62W-2022SC](#) [1084018](#) [1029039](#) [1084017](#) [802-10-012-10-002000](#) [1112640](#) [1112639](#) [000-34000](#) [0009482033](#) [0009507031](#) [57102-S06-03LF](#) [57202-S52-04LF](#) [PCN6-15S-2.5E](#) [0039019024](#) [58102-G61-06LF](#) [582553-1](#) [0009508121](#) [0050291907](#) [018731A](#) [LY20-4P-DT1-P1E-BR](#) [02.125.8002.8](#) [60101931](#) [60598-1 \(Cut Strip\)](#) [M1625-3R/100](#) [61062-3](#) [61082-181009](#) [636-1427](#) [638009-1](#) [641938-9](#) [641991-4](#) [644168-1](#) [647662-1](#) [65039-019ELF](#) [65817-002LF](#) [65817-015LF](#) [65863-015LF](#) [66207-023LF](#) [67016-026LF](#) [67046-001LF](#) [67095-007LF](#) [68002-116](#) [68016-236H](#) [68648-049](#)