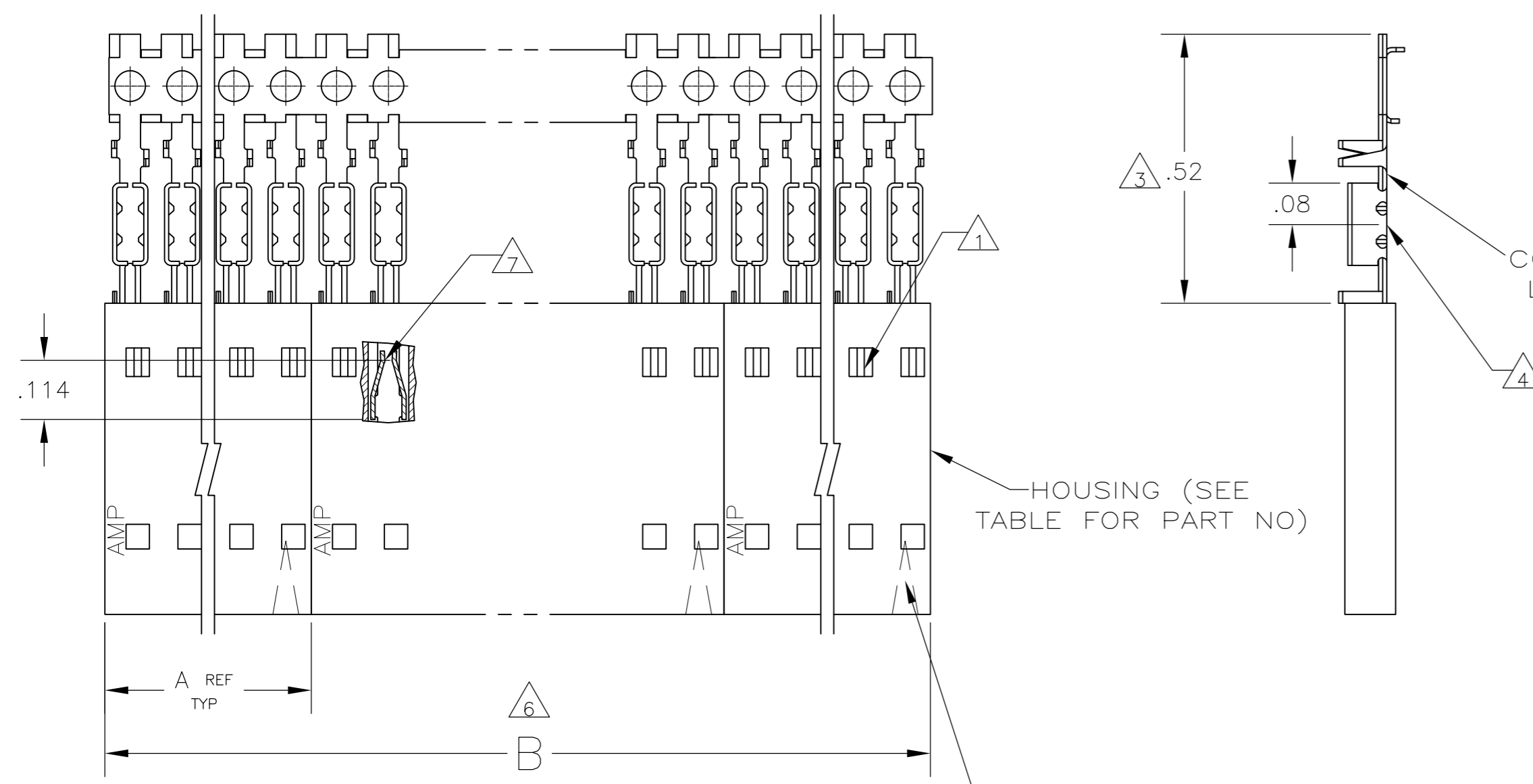


THIS DRAWING IS UNPUBLISHED. RELEASED FOR PUBLICATION
 © COPYRIGHT - By - ALL RIGHTS RESERVED.

LOC		DIST		REVISIONS			
P	LTR	DESCRIPTION		DATE	DWN	APVD	
AD	00	K2	REVISED PER ECO-11-004587	11MAR11	RK	HMR	

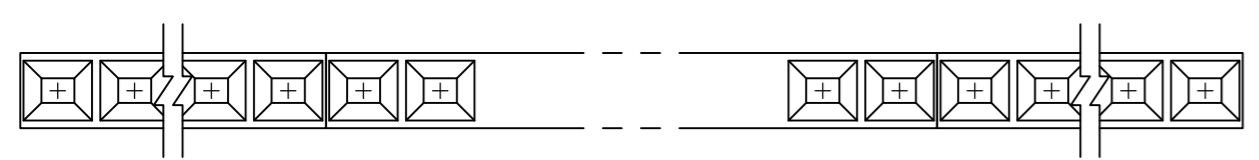


CONTACT IDENTIFICATION LETTER "B" (LOCATED IN THIS AREA)

HOUSING (SEE TABLE FOR PART NO)

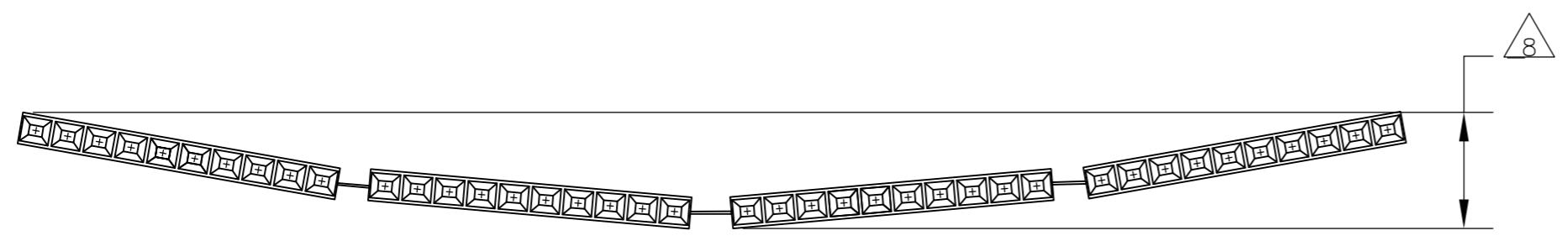
POSITION #1 INDICATOR (FAR SIDE)

- 1 CONTACTS ARE LATCHED INTO THE PRELOAD WINDOWS
- 2 USE WITH #22-#26 AWG WIRE SIZE, .054/.030 INSULATION DIAMETER, .015 MAXIMUM INSULATION THICKNESS
- 3 THE DIMENSION APPLIES WITH THE FORWARD PRELOAD STOP IN CONTACT WITH THE HOUSING SURFACE
- 4 POINT OF MEASUREMENT FOR PLATING THICKNESS
- 5 FOR INDIVIDUAL ASSEMBLIES SEE PART NUMBER 103902
- 6 ASSEMBLIES ARE JOINED BY THE CARRIER STRIP. ORDER QUANTITY REFLECTS TOTAL NUMBER OF INDIVIDUAL ASSEMBLIES REQUIRED. SEE TABLE FOR NUMBER OF ASSEMBLIES PER STRIP.
- 7 POINT OF MEASUREMENT FOR PLATING THICKNESS (INSIDE BEAMS)
- 8 MAXIMUM ALLOWABLE BOW OF ASSEMBLY NOT TO EXCEED .055.
- 9 FINISH: CONTACTS: .000030 GOLD IN THE CONTACT AREA, .000050-.000100 BRIGHT TIN-LEAD ON THE TERMINATION AREA, ALL OVER .000050 NICKEL
- 10 FINISH: CONTACTS: .000030 GOLD IN THE CONTACT AREA, .000050-.000100 MATTE TIN ON THE TERMINATION AREA, ALL OVER .000050 NICKEL
- 11 OBSOLETE PARTS: OBSOLETE CIS STREAMLINING PER D.RENAUD/D.SINISI



PLATING	6	B	A	HOUSING PART NUMBER	NO OF POSN	ASSEMBLY PART NUMBER ON STRIP
11 OBSOLETE	10	2	2.40	1-103688-1	12	6-103976-1
	10	2	2.20	1-103688-0	11	6-103976-0
	10	2	2.00	103688-9	10	5-103976-9
	10	2	1.80	103688-8	9	5-103976-8
	10	2	1.60	103688-7	8	5-103976-7
	10	2	1.40	103688-6	7	5-103976-6
	10	4	2.39	103688-5	6	5-103976-5
	10	4	1.99	103688-4	5	5-103976-4
	10	5	1.99	103688-3	4	5-103976-3
	10	8	2.40	103688-2	3	5-103976-2
	10	10	2.00	103688-1	2	5-103976-1
11 OBSOLETE	9	2	2.40	1-103688-1	12	1-103976-1
	9	2	2.20	1-103688-0	11	1-103976-0
	9	2	2.00	103688-9	10	103976-9
	9	2	1.80	103688-8	9	103976-8
	9	2	1.60	103688-7	8	103976-7
	9	2	1.40	103688-6	7	103976-6
	9	4	2.39	103688-5	6	103976-5
	9	4	1.99	103688-4	5	103976-4
	9	5	1.99	103688-3	4	103976-3
	9	8	2.40	103688-2	3	103976-2
	9	10	2.00	103688-1	2	103976-1

11 SUPERSEDED BY 5-103976-6



EXAMPLE: STRIP ASSEMBLY SCALE 2:1

THIS DRAWING IS A CONTROLLED DOCUMENT. DWN L.MAYER 05 NOV 86
 CHK P.C.DEJONG 12-11-86
 APVD P.C.DEJONG 12-11-86

STE TE Connectivity

RCPT ASSY, AMPMODU MTE, SINGLE ROW, .100 C/L, FOR NOS22-NOS26 AWG WIRE SIZE, STRIP FORM

SIZE CAGE CODE DRAWING NO RESTRICTED TO
 A2 00779 C=103976

MATERIAL: HOUSING: FLAME RETARDANT THERMOPLASTIC, COLOR: BLACK CONTACTS: PHOS BRONZE
 FINISH: SEE TABLE

WEIGHT -
 CUSTOMER DRAWING

SCALE 4:1 SHEET 1 of 1 REV K2

X-ON Electronics

Largest Supplier of Electrical and Electronic Components

Click to view similar products for [Headers & Wire Housings](#) category:

Click to view products by [TE Connectivity](#) manufacturer:

Other Similar products are found below :

[95000-104TRLF](#) [10135584-644402LF](#) [DF62W-EP2022PCA](#) [95000-106TRLF](#) [DF62W-2022SCA](#) [DF62W-EP2022PC](#) [2203348](#) [DF62W-2022SC](#) [1084018](#) [1029039](#) [1084017](#) [802-10-012-10-002000](#) [1112640](#) [1112639](#) [000-34000](#) [0009482033](#) [0009507031](#) [57102-S06-03LF](#) [57202-S52-04LF](#) [PCN6-15S-2.5E](#) [0039019024](#) [58102-G61-06LF](#) [582553-1](#) [0009508121](#) [0050291907](#) [018731A](#) [LY20-4P-DT1-P1E-BR](#) [02.125.8002.8](#) [60101931](#) [60598-1 \(Cut Strip\)](#) [M1625-3R/100](#) [61062-3](#) [61082-181009](#) [636-1427](#) [638009-1](#) [641938-9](#) [641991-4](#) [644168-1](#) [647662-1](#) [65039-019ELF](#) [65817-002LF](#) [65817-015LF](#) [65863-015LF](#) [66207-023LF](#) [67016-026LF](#) [67046-001LF](#) [67095-007LF](#) [68002-116](#) [68016-236H](#) [68648-049](#)